



# 2012 HOUSTON TEXANS MEDIA GUIDE



**reliant**<sup>SM</sup>  
an NRG company

# REAL FANS GET FOOTBALL WITH THEIR ELECTRICITY.

There aren't many things more important than Texans football. Electricity might be one of them. That's why we created the Reliant Texans Plan. It provides affordable electricity and gives you opportunities to attend Texans events and receive Texans merchandise.

[reliant.com/texansplan](http://reliant.com/texansplan) | Call 1-855-TEXPLAN



Reliant is a registered servicemark of Reliant Energy Retail Holdings, LLC.  
Reliant Energy Retail Services, LLC (PUCT Certificate #10007).  
© 2012 Reliant Energy Retail Holdings, LLC. All rights reserved. SMP.03.720

# TABLE OF CONTENTS

TEXANS MEDIA POLICY AND MEDIA SERVICES .....	2-4
TEXANS COMMUNICATIONS STAFF .....	4
TEXANS STAFF DIRECTORY .....	5-6
<b>EXECUTIVE MANAGEMENT .....</b>	<b>7-20</b>
Robert C. McNair, Founder, Chairman and CEO .....	8-9
Philip Burguières, Vice Chairman .....	10
D. Cal McNair, Vice Chairman and COO .....	10
Texans Limited Partners .....	11
Rick Smith, General Manager and Executive Vice President ..	12-14
Jamey Rootes, President .....	15
Scott Schwinger, Sr. Vice President, Treasurer and CFO ....	16
Suzie Thomas, Sr. Vice President, General Counsel and CAO .....	16
John Schriever, Sr. Vice President, Ticketing and Event Management .....	17
Greg Grissom, Vice President, Corporate Development .....	17
Marian Logan, Vice President and Chief Accounting Officer ..	18
Chris Olsen, Vice President, Football Administration .....	18
Greg Watson, Vice President, Finance .....	19
<b>COACHING STAFF .....</b>	<b>21-46</b>
Gary Kubiak, Head Coach .....	21-25
Bill Kollar, Assistant Head Coach/Defensive Line .....	26
Rick Dennison, Offensive Coordinator .....	27-28
Joe Marciano, Special Teams Coordinator .....	29-30
Wade Phillips, Defensive Coordinator .....	31-32
John Benton, Offensive Line Coach .....	33-34
Perry Carter, Assistant Defensive Backs Coach .....	34
Karl Dorrell, Quarterbacks Coach .....	35
Dan Hammerschmidt, Offensive Assistant .....	36
Chick Harris, Running Backs Coach .....	36-37
Reggie Herring, Linebackers Coach .....	38
Vance Joseph, Defensive Backs Coach .....	39
Bobby King, Assistant Linebackers Coach .....	40
Larry Kirksey, Wide Receivers Coach .....	40-41
Marc Lubick, Assistant Wide Receivers Coach .....	42
Brian Pariani, Tight Ends Coach .....	43-44
Jim Ryan, Assistant Offensive Line Coach .....	44
Cedric Smith, Head Strength and Conditioning Coach .....	45
Matt Schlotz, Assistant Strength and Conditioning Coach ....	46
<b>FOOTBALL OPERATIONS STAFF .....</b>	<b>47-64</b>
Brian Gardner, Director of Pro Personnel .....	48
Bobby Grier, Senior Personnel Advisor .....	48
Texans Scouting and Personnel Staff .....	49-53
Support Staff .....	54-58

TEXANS STAFF .....	59-64
<b>2011 TEXANS SEASON IN REVIEW .....</b>	<b>65-92</b>
2011 Texans Team Statistics .....	66
2011 Texans Defensive and Special Teams Statistics .....	67
2011 Postseason Statistics .....	68-69
2011 Texans Participation .....	70
2011 Texans Starters .....	71
2011 Texans Highs and Lows .....	72
2011 Texans Transactions .....	73
2011 Final NFL Standings .....	74
2011 Texans Game Recaps .....	75-92
<b>TEXANS RECORDS .....</b>	<b>93-150</b>
Individual Records .....	93-111
Team Records .....	112-133
Postseason Records .....	134-150
<b>TEXANS HISTORY .....</b>	<b>151-192</b>
Year-by-Year Results .....	152-156
Texans Attendance Records .....	157
All-Time Series Totals .....	157
All-Time Series Results .....	158-59
All-Time Preseason Results and Records .....	160
All-Time Alphabetic Roster .....	161-162
All-Time Numeric Roster .....	163-164
All-Time Practice Squad Roster .....	165
All-Time Injured Reserve .....	166
All-Time Coaches .....	167
Texans Trade History .....	168
Texans Free Agency History .....	169-170
Texans Prime Time Results .....	171
Texans Overtime Results .....	171
Texans Honors .....	172-173
Draft History .....	174
Texans Yearly Final Statistics .....	175-192
<b>TEXANS KICKOFF .....</b>	<b>193-208</b>
Texans Rosters .....	194-199
How The Texans Were Built .....	200
Reliant Stadium .....	201
2012 NFL Schedule .....	202-203
Texans On Air .....	204-207
2012 Houston Texans Schedule .....	208
<b>TEXANS BIOS</b>	

## 2012 HOUSTON TEXANS MEDIA GUIDE

The print version of the 2012 Houston Texans Media Guide is a supplement to the digital version of the 2012 Houston Texans Media Guide, which can be found online at <http://media.houstontexans.com>. Elements that remain relatively unchanged and are not included in the Houston Texans Weekly Game Release during the season, such as executive bios, coaching staff bios, football operations staff bios, the 2011 Texans Season-In-Review and the Texans Team History, are included in this publication.

Player bios, rosters, transactions and the Houston Texans record books are updated weekly during the season and are electronically distributed to media, as well as made available online at the Houston Texans media website.

### MEDIA GUIDE CREDITS

**EDITORS:** Kevin Cooper, Zac Emmons, Charles Hampton, Brett Maikowski and Evan Koch

**PHOTOGRAPHY:** Bill Baptist, Mike Welsch, Paul Ladd Photography

**DESIGN:** Laura Heidbreder

**PRINTER:** Chas P. Young Printer Co.



# HOUSTON TEXANS MEDIA POLICY

## MEDIA CREDENTIALS

Media credentials will be granted based on the following guidelines:

1. Houston-area media agencies which cover the Houston Texans on a daily basis will receive top priority.
2. Media agencies which cover the opposing team as requested by the opposing team's public relations staff.
3. National media agencies which cover the National Football League regularly (includes online properties such as ESPN.com, Yahoo! Sports, CBSSports.com, etc.).
4. Daily or weekly newspapers with a circulation of at least 100,000.
5. Television stations with a nightly news show and a nightly sports segment.
6. Radio stations with a 24-hour sports format and are affiliated with a national radio network (i.e. ESPN, Sporting-News, Westwood One, etc.).
7. Daily or weekly newspapers with a circulation of at least 50,000.
8. Other requests not falling under one of the above categories will be considered on the basis of space availability in the Reliant Stadium press box.
9. No freelance credentials will be granted.

Season-long credentials are issued in August; game-by-game credentials must be requested before 5 p.m. on the Tuesday prior to each home game. All credential requests must be submitted online at <http://media.houstontexans.com>.

## CREDENTIAL REQUESTS (ROAD GAMES)

If you are a regular member of the Houston media who wishes to cover the Texans on the road, submit your request for game credentials and parking passes through **Kevin Cooper** at [kevin.cooper@houstontexans.com](mailto:kevin.cooper@houstontexans.com). All requests must be submitted no later than one game previous to a road contest. Credentials will be distributed on either Wednesday or Thursday during open locker room.

## GAME DAY PARKING

Parking for Texans games must be applied for online at <http://media.houstontexans.com>. The appropriate parking pass will be required for access to media parking lots on game day.

## ENTRY ON GAME DAY

The media entrance at Reliant Stadium is on the west side of the stadium on the corner of Kirby and Murworth. Enter the media entrance which is located just right of the Verizon VIP gate.

## WILL CALL

Media will call is located on the west side of the stadium at the corner of Kirby and Murworth. The media will call gate is located just right of the Verizon VIP gate. The appropriate game credential must be presented at the media entrance for admission into the stadium. Game credentials not picked up in advance will be available on game day at the credential will-call window. Please remember to bring a valid ID. The window will open three hours prior to kickoff and bags will be checked upon entrance to the stadium.

## PHONES AND INTERNET

To request a phone on game day, contact **Jeff Schmitz** of the Houston Texans IT department at (832-667-2130) the week prior to the game. The Texans press box offers compli-

mentary wireless Internet and high-speed lines upon request. To request high speed Internet access, contact **Evan Koch** at [evan.koch@houstontexans.com](mailto:evan.koch@houstontexans.com). If you have any questions on game day, see Schmitz. His post in the press box is located on the third level behind Koch and **Kevin Cooper**.

## POSTGAME INTERVIEWS AND LOCKER ROOM ACCESS

Members of the media needing to conduct post game interviews will be given access to the Texans' and visiting interview rooms after the game, as well as the home and visiting locker rooms. **NO STILL PHOTOGRAPHERS OR AUTOGRAPHS ARE ALLOWED IN THE TEXANS LOCKER ROOM.** With six minutes remaining in the game, take the media elevator to the field level. Videographers without field access will be in the team auditorium for the duration of the game. **Gary Kubiak's** post-game interview session with the media will begin approximately 10 minutes following the conclusion of the game and will be held in the Texans Team Auditorium (white arrow). Electronic media covering the press conference are asked to use the multi-box to ease congestion at the podium. Both team locker rooms will be open to press bearing the proper credentials following the NFL-mandated 10-minute cooling-off period. The visiting head coach will be available in the visitor's interview room across from the visiting locker room.

To reach either locker room from the press box, simply take the elevator to the service level and follow proper direction arrows on the ground:

**Blue** - Texans locker room

**Red** - Visitors locker room

**White** - Texans post game press conference

## PRESS BOX

The press box phone numbers are (832) 667-2831 (home PR) and (832) 667-2814 (visiting PR).

## PHOTOGRAPHERS

Photographers who are credentialed on a season-long basis for sideline access will be required to wear a photo vest. Sideline access for NFL games is limited to photographers on assignment for recognized or sports publications. No one except network television personnel and authorized game personnel will be admitted to the field without a camera. All field photographers must remain outside the bench areas and outside the yellow border surrounding the playing field.

## MEDIA WORKROOM

The media workroom is located on the service level at Reliant Stadium across from the Texans' locker room. The room is available to working media throughout the week. Phones, Texans information, NFL news releases and other information are available. Wireless service will be available in the media workroom.

## INTERVIEW REQUESTS

All interview requests for Houston Texans executives, coaches, and players should go through the Texans communications department.

Please give at least 48 hours for your request. For Texans players, assistant coaches and executives, please send your request to **Evan Koch** at [evan.koch@houstontexans.com](mailto:evan.koch@houstontexans.com) or call him at (832) 667-2050; or **Charles Hampton** at [charles.hampton@houstontexans.com](mailto:charles.hampton@houstontexans.com) or call him at (832) 667-2282.



# HOUSTON TEXANS MEDIA POLICY

Requests for owner Bob McNair, general manager Rick Smith and head coach Gary Kubiak should be sent to the attention of Senior Director of Communications **Kevin Cooper**. His e-mail address is [kevin.cooper@houstontexans.com](mailto:kevin.cooper@houstontexans.com) and he can be reached on his office phone (832) 667-2035.

Kubiak's Monday news conference is held in the Texans' team auditorium at 3:30 p.m. He speaks with the media after practice on Wednesday and Thursday at approximately 1 p.m. and on Friday at 12:15 p.m. in the Texans' media workroom (times are subject to change). Kubiak conducts his weekly conference calls on Wednesday morning for the opposing media.

## OPEN LOCKER ROOM PERIODS

The Texans open locker room period is after post-practice meetings on Wednesday and Thursday from 2-2:45 p.m. (time subject to change) on the service level of Reliant Stadium. Friday's open locker room period begins at 1:05 p.m. Please be advised that sit-down interviews will take place after practice at approximately 4:30 p.m. on Wednesday and 3:30 p.m. on Thursday.

Special requests can be fulfilled on Monday or Tuesday, but it should be cleared with a member of the Texans communications department. You should give at least a week's notice for special arrangements on Monday and Tuesday. Everyone in the locker room must dress professionally and have a job function. The Texans communications department can remove any member of the media from the locker room for improper dress or unprofessional behavior.

## CONFERENCE CALLS

The Texans Communications Staff will record and transcribe all visiting team conference calls. Conference calls take place on Wednesday in the media workroom or the Methodist Training Center conference room. Weekly updates of conference call

participants and times will appear on <http://media.houstontexans.com>.

## PRACTICE REGULATIONS

Texans locker room and practices will be open to the media during the week as specified. We will provide a specific time during practice for shooting video. Texans head coach Gary Kubiak will speak after Wednesday and Thursday practices at approximately 1 p.m. and on Friday at 12:15 p.m. in the Texans' media workroom (times are subject to change). National media will be escorted to the practice facilities for coach Kubiak's availability.

## PRESS RELEASES

The Texans' weekly press releases, as well as other news and information on the club, can be accessed on the team's official website at <http://www.houstontexans.com> or in the media section at <http://media.houstontexans.com>. Members of the media also can access league information from the NFL's media site at <http://www.nflmedia.com>. The NFL's official web site address is <http://www.NFL.com>.

## PARKING DURING THE WEEK

Parking for covering Texans weekly press conferences, open locker room or for access to the media workroom, use the Day Lot, located on the southeast corner of Kirby and Westridge. While covering practice, park in the Teal Lot on the northeast corner of Kirby and Murworth.

# HOUSTON TEXANS MEDIA SERVICES

## HOUSTON TEXANS MEDIA WEBSITE

To access the Houston Texans media website, go to <http://media.houstontexans.com>. The section contains all Texans press materials, historical information, updated team statistics, media guide and credential information. Applications are being accepted for training camp, season or individual game credentials.

To apply for game credentials, please submit your request on the website the Tuesday before a Texans home game by 5 p.m. CT.

Fans can access coverage on <http://www.HoustonTexans.com> throughout the season on Texans TV. The Texans broadcast live streaming video of press conferences, as well as game highlights, interviews, in-depth team features, community recaps, NFL Network footage and much more.

## HOUSTON TEXANS MEDIA GUIDE

The complete 2012 Houston Texans Media Guide is available online at <http://media.houstontexans.com> and is updated after every game and team transaction.

Player bios and the Houston Texans record books are updated weekly during the season and are electronically distributed to media, as well as made available online at the Houston Texans media website.

The online version has been improved and is available in PDF format, allowing media to print, copy and paste information in a much easier fashion. Player bios will be updated following each game, as will the roster, history and records sections. PDF versions of the media guide are available via email request. Printed versions of the media guide are available on a case-by-case basis.

## HOUSTON TEXANS FTP SITE

The Texans launched its FTP site in 2010 and upload B-roll, audio clips and clips of video interviews on a consistent basis. If you would like to be added to the FTP email list, members of which receive emails whenever new content is uploaded, please contact Corporate Communications Manager **Zac Emmons** at [zac.emmons@houstontexans.com](mailto:zac.emmons@houstontexans.com).

To access the Houston Texans FTP site at any time, please use the following information:

URL: <ftp1.houstontexans.com>

Username: **texmedia**

Password: **2012media**



# HOUSTON TEXANS MEDIA SERVICES

## TEXANS PR ON TWITTER

For up-to-the second updates, notes and a variety of other information on the Houston Texans, follow the Texans on Twitter: @TexansPR. If there is something to know about the Texans, you can find it there first. Get all press releases, transcripts, game information, updated bios and more.

## TRANSCRIPTS

The Texans Communications Staff sends out transcripts of press conferences, open locker room during the season and post-game interviews. To be added to the Texans Transcripts Email list, please contact Communications Manager Evan Koch at [evan.koch@houstontexans.com](mailto:evan.koch@houstontexans.com).

## AUDIO CLIPS

In addition to the mp3 audio uploaded to the Houston Texans FTP site, the Texans Communications Staff sends out edited clips that are 10 to 30 seconds long via email following press conferences, open locker room during the season and after games during the season. To be added to the Texans Audio Clips Email list, please contact Communications Manager Evan Koch at [evan.koch@houstontexans.com](mailto:evan.koch@houstontexans.com).

## HOUSTON TEXANS COMMUNICATIONS STAFF



**Kevin Cooper**  
Senior Director of  
Communications

**Contact Kevin for:**  
Interview requests for Texans Owner Bob McNair, Head Coach Gary Kubiak and General Manager and Executive Vice President Rick Smith.



**Zac Emmons**  
Corporate Communications  
Manager

**Contact Zac for:**  
Information on Lone Star Sports and Entertainment, Texans civic and business affairs, FTP site questions and player interviews.



**Evan Koch**  
Communications Manager

**Contact Evan for:**  
Interview requests for players and assistant coaches, open locker room opportunities or to be added to an email list.



**Charles Hampton**  
Communications Coordinator

**Contact Charles for:**  
Interview requests for players and assistant coaches or clarifications on credentials.



**Brett Maikowski**  
Communications Intern

**Contact Brett for:**  
Interview requests, notes, team information, gameday information and LSSE information.

## CONTACTING THE TEXANS COMMUNICATIONS STAFF

<u>Staff Member</u>	<u>Office Phone</u>	<u>Email</u>	<u>Twitter Handle</u>
Kevin Cooper	832-667-2035	<a href="mailto:kevin.cooper@houstontexans.com">kevin.cooper@houstontexans.com</a>	@kevincooper44
Zac Emmons	832-667-2220	<a href="mailto:zac.emmons@houstontexans.com">zac.emmons@houstontexans.com</a>	@Zac_Emmons
Charles Hampton	832-667-2282	<a href="mailto:charles.hampton@houstontexans.com">charles.hampton@houstontexans.com</a>	@charlesmhampton
Evan Koch	832-667-2050	<a href="mailto:evan.koch@houstontexans.com">evan.koch@houstontexans.com</a>	@EvanKoch22
Brett Maikowski	832-667-2241	<a href="mailto:brett.maikowski@houstontexans.com">brett.maikowski@houstontexans.com</a>	@bmaikowski

**Texans on Twitter:** <http://twitter.com/TexansPR>

**Texans Media Site:** <http://media.houstontexans.com>

**Texans FTP Site:** <ftp1.houstontexans.com>



# HOUSTON TEXANS STAFF DIRECTORY

<b>FOUNDER, CHAIRMAN AND CEO</b> .....	Robert C. McNair
<b>VICE CHAIRMAN</b> .....	Philip Burguières
<b>VICE CHAIRMAN AND COO</b> .....	D. Cal McNair
<b>HEAD COACH</b> .....	Gary Kubiak
<b>GENERAL MANAGER AND EXECUTIVE VICE PRESIDENT</b> .....	Rick Smith
<b>PRESIDENT</b> .....	Jamey Rootes
<b>LIMITED PARTNER</b> .....	Kirbyjon H. Caldwell
<b>LIMITED PARTNER</b> .....	Mary Anne Dings
<b>LIMITED PARTNER</b> .....	Charles W. Duncan III
<b>LIMITED PARTNER</b> .....	Harry Gee, Jr.
<b>LIMITED PARTNER</b> .....	E. Javier Loya
<b>LIMITED PARTNER</b> .....	Kay M. Onstead
<b>LIMITED PARTNER</b> .....	Fayeze Sarofim
<b>LIMITED PARTNER</b> .....	Joseph W. Sutton
<b>LIMITED PARTNER</b> .....	Chuck Watson

## EXECUTIVE MANAGEMENT

<b>Sr. Vice President, Treasurer and CFO</b> .....	Scott Schwinger
<b>Executive Vice President/General Counsel and CAO</b> .....	Suzie Thomas
<b>Sr. Vice President, Ticketing and Event Management</b> .....	John Schriever
<b>Vice President, Corporate Development</b> .....	Greg Grissom
<b>Vice President and Chief Accounting Officer</b> .....	Marilan Logan
<b>Vice President, Football Administration</b> .....	Chris Olsen
<b>Vice President, Finance</b> .....	Greg Watson

## EXECUTIVE ASSISTANTS

<b>Executive Assistant to Robert C. McNair</b> .....	Becky Virtue
<b>Executive Assistant to Philip Burguières</b> .....	Georgie Jozwiak
<b>Executive Assistant to Gary Kubiak</b> .....	Kim Phillips
<b>Executive Assistant to Rick Smith</b> .....	Rita Daniels
<b>Executive Assistant to Jamey Rootes</b> .....	Bonny Marshall
<b>Executive Assistant to Scott Schwinger</b> .....	Lydia Launey
<b>Executive Assistant to Suzie Thomas/</b> <b>Office Services Administrator</b> .....	Sue Anna O'Hara
<b>Executive Assistant, Chairman's Office</b> .....	Susie Galvan
<b>Executive Assistant to Marilan Logan</b> .....	Cheryl Moffet

## COACHING

<b>Assistant Head Coach/Defensive Line</b> .....	Bill Kollar
<b>Offensive Coordinator</b> .....	Rick Dennison
<b>Special Teams Coordinator</b> .....	Joe Marciano
<b>Defensive Coordinator</b> .....	Wade Phillips
<b>Offensive Line</b> .....	John Benton
<b>Quarterbacks</b> .....	Karl Dorrell
<b>Running Back</b> .....	Chick Harris
<b>Linebackers</b> .....	Reggie Herring
<b>Defensive Backs</b> .....	Vance Joseph
<b>Wide Receivers</b> .....	Larry Kirksey
<b>Tight Ends</b> .....	Brian Partani
<b>Assistant Defensive Backs</b> .....	Perry Carter
<b>Assistant Linebackers</b> .....	Bobby King
<b>Assistant Wide Receivers</b> .....	Marc Lubick
<b>Assistant Offensive Line</b> .....	Jim Ryan
<b>Offensive Assistant</b> .....	Dan Hammerschmidt
<b>Head Strength and Conditioning</b> .....	Cedric Smith
<b>Assistant Strength and Conditioning</b> .....	Matt Schiozt

## PLAYER PERSONNEL

<b>Director of Pro Personnel</b> .....	Brian Gardner
<b>Senior Personnel Advisor</b> .....	Bobby Grier
<b>Pro Scout</b> .....	Kevin Murphy
<b>Pro Scout</b> .....	Larry Wright
<b>Director of College Scouting</b> .....	Mike Maccagnan
<b>National Scout</b> .....	Jon Carr
<b>National Scout</b> .....	Ed Lambert
<b>College Scout</b> .....	Bob Beers
<b>College Scout</b> .....	Ryan Cavanaugh
<b>College Scout</b> .....	Rob Kisiel
<b>College Scout</b> .....	Mike Martin
<b>College Scout</b> .....	Bob Merritt
<b>College Scout</b> .....	Nathan Trott
<b>Player Personnel Scout</b> .....	Mozique McCurtis
<b>Football Administration Developer</b> .....	Russell Joyner
<b>Football Administration Analyst</b> .....	Kevin Krajcovic
<b>Administrative Assistant, Pro Personnel</b> .....	Amber Davies
<b>Administrative Assistant, College Scouting</b> .....	Mari Jo Kohler

## MEDICAL

<b>Director of Sports Medicine/Head Athletic Trainer</b> .....	Geoff Kaplan
<b>Coordinator of Rehabilitation/Assistant Athletic Trainer</b> .....	Roland Ramirez
<b>Assistant Athletic Trainer</b> .....	A.J. Van Valkenburgh
<b>Team Orthopedist</b> .....	Dr. Steven Flores
<b>Team Orthopedist</b> .....	Dr. David Lintner
<b>Team Orthopedist</b> .....	Dr. Walter Lowe
<b>Team Orthopedist</b> .....	Dr. Mark Prasarn
<b>Team Orthopedist</b> .....	Dr. Kevin Varner
<b>Team Internist</b> .....	Dr. James Muntz
<b>Team Emergency Physician</b> .....	Dr. Michael Chang
<b>Team Emergency Physician</b> .....	Dr. William Spangler
<b>Team Dentist</b> .....	Dr. Tom O'Brien
<b>Team Chiropractor</b> .....	Dr. Dana Harper
<b>Team Active Release Techniques® &amp; Graston Provider</b> .....	Dr. Chris Sanders
<b>Team Dietitian</b> .....	Roberta Anding
<b>Team Massage Therapist</b> .....	Joni Honn
<b>Team Ophthalmologist</b> .....	Baylor College of Medicine

## FOOTBALL OPERATIONS

<b>Director of Football Operations</b> .....	Doug West
<b>Football Operations Manager</b> .....	Jason Lowrey
<b>Administrative Assistant, Football Administration and Operations</b> .....	Eva Graham

## EQUIPMENT SERVICES

<b>Director of Equipment Services</b> .....	Jay Brunetti
<b>Equipment Services Assistant</b> .....	Christian Snell
<b>Equipment Services Assistant</b> .....	Mike Parson

## VIDEO OPERATIONS

<b>Director of Video Operations</b> .....	Joe Malota
<b>Assistant Director of Video Operations</b> .....	Tim Brog
<b>Video Operations Assistant</b> .....	Gresham Oliver

## PLAYER DEVELOPMENT

<b>Director of Player Engagement</b> .....	Sean Washington
<b>Security and Player Development Coordinator</b> .....	Khalil Reed
<b>Team Pastor</b> .....	Greg Tyler



# HOUSTON TEXANS STAFF DIRECTORY

## SALES AND MARKETING

Director of Marketing ..... Jennifer Davenport  
 Director of Integrated Media ..... Nick Schenck  
 Director of Radio Broadcasting ..... Marc Vandermeer  
 Corporate Development Manager ..... Chris Baker  
 Multimedia Specialist ..... Drew Dougherty  
 Sr. Corporate Development Manager ..... David Fletcher  
 Sr. Partnership Marketing Manager ..... Michelle Fogle  
 Mascot Program Manager ..... Jonathan Frost  
 Cheerleader Programs Manager ..... Alto Gary  
 Corporate Development Manager ..... Brian George  
 Corporate Development Manager ..... Laura Imming  
 Community Development Manager ..... Amanda Cantley  
 Corporate Development Representative ..... Glen Oskin  
 Managing Editor, Website and Publications ..... Nick Scurfield  
 Marketing Manager ..... Daniel Velasco  
 Corporate Development Coordinator ..... Sharon Boschi  
 Foundation Coordinator ..... Emily Bruss  
 Partnership Marketing Coordinator ..... Michael DeBetta  
 Design Project Coordinator ..... Julio Guidi  
 Partnership Marketing Event Coordinator ..... Disney Hanka  
 Community Development and Marketing Coordinator ..... Kandyace Mayberry  
 Community Relations Coordinator ..... Kristin Putnam  
 Marketing Coordinator ..... Sybil Scott  
 Partnership Marketing Manager ..... Austen Smith  
 Partnership Marketing Coordinator ..... Jeremy Thomas  
 Marketing Coordinator ..... Keyl Woollet  
 Pep Band Director ..... Lamar Burkhalter

## COMMUNICATIONS

Sr. Director of Communications ..... Kevin Cooper  
 Corporate Communications Manager ..... Zac Emmons  
 Communications Manager ..... Evan Koch  
 Communications Coordinator ..... Charles Hampton

## TICKETING AND EVENT MANAGEMENT

Sr. Director of Event Operations and Guest Services ..... Diane Crossey  
 Director of Ticket and Event Sales ..... Derek Beeman  
 Director of Luxury Suite Service ..... Shari Rainey  
 Director of Premium Seating ..... Brian Varnadoe  
 Senior Producer ..... Gavin Gehrt  
 Event and Game Presentation Manager ..... Lance Cavazos  
 Event Services Manager ..... Holly Daigle  
 Traffic and Parking Services Manager ..... Ted Dickerson  
 Club Seat Manager ..... Amanda Goldstein  
 Production Manager ..... Josh Hubel  
 Video Production Coordinator ..... Kenneth Perkins  
 Marketing Research Analyst ..... Fara Yoder  
 Ticket Services Manager ..... Trey Young  
 Events Coordinator ..... Allie Davis  
 Hospitality and Event Coordinator ..... HOFFIE FERREIRA  
 Account Executive, Suite Sales ..... Stephen Friedlander  
 Account Executive, Suite Sales ..... Courtney Neal  
 Account Executive, Suite Sales ..... Brian Peden  
 Account Executive, Suite Sales ..... Megan Weller  
 Ticket Finance and Operations Coordinator ..... Katie Cordes  
 Ticket Service and Operations Coordinator ..... Kathryn Iribarren  
 Ticket Operations and Distribution Coordinator ..... Matt McKee  
 Premium Seating Service Coordinator ..... Jessica Davis  
 Ticket Sales Representative ..... Warren Caguioa  
 Ticket Sales Representative ..... Colleen Cleveland

Ticket Sales Representative ..... Scott Gilliland  
 Ticket Sales Representative ..... Cody Vanghel  
 Ticket Sales Representative ..... Cameron Walker

## ACCOUNTING

Controller and Sr. Director of Risk Management ..... Jan Kelly  
 Sr. Director of Treasury ..... Jon Southern  
 Director of Accounting ..... Tamala Croasmun  
 Senior Accountant ..... Kristen Hereford  
 Senior Accountant ..... Kandra Richardson  
 Senior Accountant ..... Nicole Tran  
 Payroll Manager ..... Lisa Ruiz  
 Accountant ..... Jake O'Brien

## LEGAL

Associate General Counsel and Sr. Director ..... Greg Kondrizz

## INFORMATION TECHNOLOGY

Sr. Director of Information Technology ..... Jeff Schmitz  
 Network Engineer ..... Mike Major  
 Information Technology Manager ..... John Sifri  
 Network Administrator ..... Anthony Shade  
 Information Technology Support Analyst ..... Derek Mauney  
 Information Technology Support Analyst ..... Nelson Peña

## ADMINISTRATIVE

Sr. Director of Human Resources ..... Glenda Morrison  
 Employee Benefits Manager ..... Connie Alvarez  
 Human Resources Manager ..... Jeanette Salas  
 Human Resources Coordinator ..... Jennifer Barker  
 Office Services Coordinator ..... Marvin Dave  
 Receptionist ..... Wahneta Mitchell  
 Office Services, Ridgway's ..... Mark Segundo  
 Team Travel Consultant, Carlson Wagonlit Travel ..... Carol Adatto Nelson

## MAILING ADDRESS

Houston Texans  
 Reliant Stadium  
 Two Reliant Park  
 Houston, TX 77054-1573  
 832-667-2000





# EXECUTIVE MANAGEMENT





## **ROBERT C. McNAIR** **FOUNDER, CHAIRMAN AND CHIEF EXECUTIVE OFFICER**

Robert C. McNair, a leading businessman, sportsman and philanthropist in the city of Houston for more than 50 years, is the founder, chairman and chief executive officer of the Houston Texans. McNair is perhaps best known in the business community as the founder of Cogen Technologies, which was sold in 1999. Cogen was the largest privately-owned cogeneration company in the world, with aggregate capacity of 1,400 megawatts.

McNair serves as chairman of The McNair Group, headquartered in Houston, where he oversees an investment portfolio that includes interests in two cogeneration plants in the eastern United States. McNair owns Palmetto Partners, Ltd., and RCM Financial Services, L.P., private investment entities that manage the McNairs' private and public equity investments, and is a member of the Texas Business Hall of Fame.

Committed to bringing a National Football League team to Houston, McNair formed Houston NFL Holdings in 1998. On Oct. 6, 1999, the NFL announced that the 32nd NFL franchise had been awarded to McNair, returning football to the city of Houston in 2002. McNair's efforts brought Super Bowl XXXVIII to Reliant Stadium in 2004.

The Texans had their best season in 2011, their 10th in the NFL. They went 10-6 in the regular season, won their first AFC South title and advanced to the Divisional Round of the playoffs. Head coach, Gary Kubiak, whom McNair retained after a 6-10 season in 2010, led the team through a glut of injuries to key players. The Texans clinched their division and won a Wild Card playoff game over Cincinnati with a rookie third-string quarterback, T.J. Yates, at the helm. Kubiak orchestrated the League's second-ranked rushing offense, while new Texans defensive coordinator Wade Phillips guided the NFL's second-ranked defense.

McNair is actively involved in NFL affairs, serving as chairman of the Finance Committee and as a member of the Audit, Stadium and Expansion committees.

As founder and chairman emeritus of the Texas Bowl, McNair revived Houston's collegiate bowl game on Dec. 28, 2006. The game now features teams from the Big 12 and Big Ten conferences and on average draws 62,000 fans each year to Reliant Stadium. In 2012, the game between Texas A&M and Northwestern drew 68,395 fans, making it the third-largest non-BCS bowl game in the country. McNair selected DePelchin Children's Center as the charity beneficiary of the bowl in 2006. DePelchin has been awarded nearly \$500,000 and received more than \$10,000,000 in promotional value. In April 2011, Meineke Car Care signed a three-year entitlement deal with the Texas Bowl to make it the Meineke Car Care Bowl of Texas.

Stonerside Stable, a major thoroughbred horse farm in Kentucky, is also among McNair's successes. A 1,947-acre thoroughbred horse farm and racing stable, Stonerside was home to more than 275 racehorses, broodmares, yearlings and weanlings. From its inception in 1994, Stonerside won 72 Graded Stakes races including Grade I wins in the Belmont, Breeders' Cup Mile, the Travers, the Haskell, the Hollywood Gold Cup, the Cigar Mile, the Carter, the Swaps, the Wood Memorial, the Matriarch and the Oak Leaf Stakes. Stonerside also has finished second and third in the Kentucky Derby and was the co-breeder of Fusaichi Pegasus, winner of the Derby in 2000. Stonerside has bred the winners of more than \$50 million, including the 2008 Breeders' Cup Classic winner Raven's Pass and 2008 Champion American Juvenile colt Midshipman, the winner of the Breeders' Cup Juvenile. Stonerside was named breeder of the year in 2007 and 2008 by Kentucky horsemen. McNair served on the boards of the Breeders' Cup and Thoroughbred Owners and Breeders Association. He was awarded the Allan Bogan Memorial award for outstanding services to the Texas Thoroughbred Association. McNair is a member of the prestigious Jockey Club, which governs the sport of thoroughbred racing. In October 2008, McNair sold Stonerside Farm and Racing Stable.

McNair is chairman of The Robert and Janice McNair Foundation, The Robert and Janice McNair Educational Foundation in Forest City, N.C., and the Houston Texans Foundation. The McNair Foundation was honored as the 2003 Outstanding Philanthropic Foundation by the Association of Fundraising Professionals, and in November 2004, the Foundation was honored by the Houston Independent School District with a Hall of Fame Award. Young Audiences of Houston awarded the Foundation its Houston Community Arts Partner Leadership Award in 2008. The McNair Foundation was honored by the Neuhaus Education Center in March 2012 for its loyal support over the past 15 years. The Foundation was one of several honored at the Mayor's Literacy Leadership Breakfast in May 2012 for its support of literacy training for adults.

The McNairs have given generously to a wide array of charitable, scientific, literary, educational and religious organizations through The Robert and Janice McNair Foundation. Major support has been given to scholarship programs at Baylor College of Medicine's MD/PhD Program, the University of South Carolina, Columbia College, Austin College, Virginia Tech and Houston Community College. Educational initiatives supported include the HISD Fine Arts Program, Project GRAD, Teach for America, Neuhaus Education Center and local charter schools. Contributions to the community include

## ROBERT C. MCNAIR

the McNair Asian Elephant Habitat at the Houston Zoo, the jogging trail at Discovery Green, Equestrian Center for the San Jacinto Girl Scouts, McNair Cub Scout Adventure World, the Computer Training Center Room for the United Way, McNair Hall at Houston Baptist University's Cultural Arts Center, and sponsorship of community outreach programs for the Houston Symphony and Houston Grand Opera. The McNairs endowed the Janice and Robert McNair Chair in Public Policy at the James A. Baker III Institute for Public Policy at Rice University, which currently is held by the founding director, The Honorable Edward P. Djerejian. The McNairs turned their philanthropic focus to medical research in 2007 and gave a transformational gift to establish the McNair Medical Institute at Baylor College of Medicine to fund the McNair Scholars Program, which recruits top physicians/scientists in the fields of juvenile diabetes, breast and pancreatic cancer and the neurosciences. Additional McNair Scholars Programs were established at M.D. Anderson, Menninger Clinic, Texas Children's Hospital and Texas Heart Institute. One of the McNairs' more interesting projects supported in 2012 was the adoption of two horses for the Houston Police Department's Mounted Patrol by contributing annually for their upkeep. The McNairs renamed the horses Texan Star and Cushing 56.

McNair is the recipient of many awards, including the Anti-Defamation League's Torch of Liberty Award, the Northwood University Outstanding Business Leader Award, the Association for Private Enterprise Education's Herman W. Lay Memorial Award, the Distinguished American Award from the Houston Chapter of the National Football Foundation, the Distinguished Citizen Award from the Rotary Club of Houston, The South Main Center Association City Builder Award, the Houston Advertising Federation Annual Trailblazer Award recognizing him for significantly enhancing the overall image of Houston both locally and globally, the Distinguished Citizen Award from the Sam Houston Area Council of the Boy Scouts of America, The Denton A. Cooley Leadership Award from the Texas Heart Institute, the Freedoms Foundation at Valley Forge National Award for Outstanding Patriotism, Responsible Citizenship and Community Involvement and the Fellowship of Christian Athletes President and Mrs. George H. W. Bush Community Impact Award. In June 2005, Rice University announced that the newest building on the campus, the 167,000-square-foot home of the Jesse H. Jones Graduate School of Management, had been officially named Janice and Robert McNair Hall by the Rice board of trustees. In January 2006, the McNairs were the recipients of the Texas Association of Partners in Education Award for the Texas Outstanding Sports Partnership. In October 2007, the Baylor College of Medicine bestowed its first Pink Ribbon Hero Award for Ambassadorship on the McNairs for their support of past Pink Ribbon Houses and for their commitment to the fight against cancer. In April 2009, the McNairs were

honored at the annual KIPP Academy dinner as devoted supporters of education for inner city and underprivileged youth. In May 2009, McNair was named Entrepreneur of the Decade by the Houston Technology Center. In November 2009, McNair was awarded the James A. Baker III Prize for Excellence in Leadership, which recognizes nationally and internationally renowned leaders for their excellence in public service and civic life. In December 2009, McNair received the inaugural Rotary Lombardi Humanitarian Award. In February 2010, Janice and Bob McNair received the Encore for Excellence Award from the High School for the Visual and Performing Arts for their support of the fine arts in the Houston Independent School District. In April 2010, the McNairs received the Kezia DePelchin Award for their support of the DePelchin Children's Center and long history of philanthropic efforts in the Houston area. In May 2010, McNair was inducted into the South Carolina Athletic Hall of Fame. McNair also is a founder of the Cotswold project, a revitalization project focused on downtown Houston. The Association of Fundraising Professionals honored the McNairs at their National Philanthropy Day Luncheon on Nov. 3, 2010, with their Maurice Hirsch Award for Philanthropy, the highest recognition given to honor an individual or family for their exceptional generosity and outstanding civic and charitable responsibility. The McNairs were selected to be featured as Houston Treasures in "The Social Book – 2011," a Houston publication. McNair was honored by the Junior Achievement of Southeast Texas as a member of the Class of 2011 Laureates, JA Hall of Achievement, in April 2011. Texas Children's Cancer Center honored the McNairs as the 2011 Community Champions in September 2011. The McNairs were honored to serve as headliners of the Escape Family Resource Center's annual Celebrity Serve Benefit in April 2012.

McNair is a current or past member of the boards of trustees of a number of institutions, including Rice University; Baylor College of Medicine; the Texas Heart Institute; Houston Grand Opera; the Museum of Fine Arts, Houston; the Greater Houston Partnership; the Greater Houston Convention and Visitors Bureau; the Free Enterprise Institute; the Sigma Chi Foundation; the Federal Reserve Banks of Dallas and Houston; and the World Presidents' Organization.

Born in Tampa, Fla., McNair and his wife, Janice Suber McNair, have been residents of Houston since 1960. Mr. McNair graduated from the University of South Carolina in Columbia in 1958 with a Bachelor of Science degree, and Mrs. McNair is a 1959 graduate of Columbia College in Columbia, S.C. In 1999, Mr. McNair received an honorary Doctor of Humane Letters degree from the University of South Carolina. In May 2010, he was presented with an honorary Doctor of Humanities in Medicine from Baylor College of Medicine.





## PHILIP BURGUIÈRES VICE CHAIRMAN

Philip Burguières, one of Houston's most innovative leaders, serves as vice chairman of the Houston Texans and the Meineke Care Care Bowl of Texas.

Burguières also serves as chairman and CEO of EMC Holdings, an investment management company specializing in the oil service industry. Additionally, he serves as chairman emeritus of Weatherford International, an international energy company. Until 1996, Burguières was Weatherford International's chairman and chief executive officer. Prior to joining Weatherford, Burguières was Chairman and Chief Executive Officer of Panhandle Eastern Corporation and Cameron Iron Works, Inc. During his career he was named Energy Industry CEO of the year three times by Financial World Magazine.

Burguières is the current vice chairman of both the Menninger Clinic and the Baylor College of Medicine and serves on the Executive Committee of M. D. Anderson Cancer Center. In 2005, he received the Woodrow Wilson Corporate Citizenship Award from the Smithsonian Institution. He was the 2003 recipient of the Mental Health America's William Styron Award and was awarded the Ima Hogg Award from Mental Health America.

He is a Director of Bridges to Life, Catholic Charities, Mental Health America and the Texas Heart Institute.

He is on the boards of directors at FMC Technologies, Inc., and Newfield Exploration Company, and also serves as chairman emeritus of The J.M. Burguières Co., Ltd. (a family-owned company). He is a member of the National Petroleum Council, the World's President's Organization, is past president of the Petroleum Club of Houston, the Petroleum Equipment Suppliers Association; past chairman of the National Ocean Industries Association.

A native of Franklin, La., he graduated with a bachelor's of science degree in mechanical engineering from the University of Louisiana, where a Chair in the engineering department has been named in his honor. He was a recipient of his alma mater's Outstanding Alumni Award in 1992. He served in the U.S. Navy for four years during the Vietnam era, reaching the rank of Lieutenant.

Burguières earned his master's in business administration from the University of Pennsylvania's Wharton School of Business. Philip and his wife, Alice, enjoy spending time with their children and five grandchildren.



## D. CAL McNAIR VICE CHAIRMAN AND CHIEF OPERATING OFFICER

D. Cal McNair was named vice chairman of the Houston Texans in January 2008 and assumed the additional role of chief operating officer in April 2012. He has been a limited partner of the Texans since 2001. McNair also serves as the vice chairman of Palmetto Partners, Ltd., the private equity investing arm of the McNair Group.

McNair has been actively involved with the football operations of the Texans franchise since its inception and attends NFL meetings as part of team management. He also serves on the NFL Investment Committee. McNair was part of the Texans' search committee in the process of hiring head coach Gary Kubiak and general manager Rick Smith during the 2006 offseason.

Prior to 2001, McNair worked at Cogen Technologies for 11 years. In 1987, he was hired as one of the company's first employees. After beginning his tenure with Cogen, McNair helped oversee the construction of several major power plants in the eastern United States,

managing those assets in the areas of financial analysis and project management.

McNair is a member of the board of trustees of The Robert and Janice McNair Foundation, as well as the Robert and Janice McNair Educational Foundation. He is a director and vice president of the Houston Texans Foundation, a member of the United Way's prestigious Alexis de Tocqueville Society and a current or past member of the Amegy Bank Advisory Board, Houston Zoo Board, the Fort Worth Zoo Board and the All Saints Episcopal School Board in Fort Worth.

McNair attended the University of Texas at Austin, where he was a four-year member of the Longhorn football team. He earned a Master of Business Administration degree from the Rice University Jesse H. Jones Graduate School of Management.

Born in Houston, McNair attended Cypress-Fairbanks High School. McNair has five children. He resides in Houston with his wife, Hannah.

# TEXANS LIMITED PARTNERS



**Kirbyjon H. Caldwell**  
*Senior Pastor*  
Windsor Village United  
Methodist Church



**Mary Anne Dingus**  
*Chairman*  
Dingus Investments




**Charles W. Duncan III**  
*President*  
Duncan Interests



**Harry Gee Jr.**  
*Principal*  
Law Offices of Harry  
Gee and Associates,  
PLLC, Board Certified  
Immigration &  
Nationality Law



**E. Javier Loya**  
*Chairman and CEO*  
OTC Global Holdings



**Kay M. Onstead**  
*President*  
Onstead Holdings, LLC



**Fayez Sarofim**  
*President and  
Chairman of the Board*  
Fayez Sarofim & Co.



**Joseph W. Sutton**  
*Chairman and CEO*  
Sutton Ventures Group,  
LLC



**Chuck Watson**  
*Chairman*  
Twin Eagle Resource  
Management



## RICK SMITH EXECUTIVE VICE PRESIDENT OF FOOTBALL OPERATIONS AND GENERAL MANAGER

Rick Smith is in his seventh season as Texans general manager and second as executive vice president, overseeing all aspects of football operations. Smith inherited a two-win team when he was named general manager on June 5, 2006 and has since worked closely with the coaching and scouting staffs to build the Texans into a playoff team by identifying and signing elite players who have helped produce an exciting brand of football.

Smith has steadily strengthened Houston's roster through the draft, free agency and trades. His main philosophy has been to build through the draft and supplement via free agency with a thorough and innovative front office staff that has the Texans pointed toward sustained success.

Smith has also been active in league affairs while at the helm of the Texans. He was appointed to the NFL's prestigious Competition Committee by NFL Commissioner Roger Goodell on Dec. 5, 2008 and was an original member of the General Managers Advisory Committee, which provides advice and other feedback to the NFL Football Operations department on the integrity of the game, expansion of technology and other ways to improve the game. In addition, Smith has earned recognition from his peers and was honored with the Tank Younger Award in 2008, presented annually by the Fritz Pollard Alliance for outstanding work in an NFL front office.

Smith has orchestrated several trades that have benefited the Texans greatly, including a deal with Atlanta in 2007 that brought quarterback Matt Schaub to Houston. Since then, Schaub has become the Texans' all-time leading passer, the 12th player in NFL history to throw for more than 4,000 yards in back-to-back seasons (2009-10), led the NFL in passing in 2009 with 4,770 yards, was named the 2010 Pro Bowl MVP and has helped lead Houston's offense to a top-four NFL ranking each year from 2008-10. In 2008, Smith traded with Denver for center Chris Myers, who became the first lineman in Texans history to make the Pro Bowl.

Perhaps the best overall draft class of Smith's tenure came in 2009, when the Texans drafted Brian Cushing with the 15th overall pick. The former USC linebacker went on to earn NFL Defensive Rookie of the Year and Pro Bowl honors, and led the team in tackles in 2011 for the second time in three years. Smith also signed running back Arian Foster as an undrafted rookie free agent in 2009. Foster had a breakout year in 2010, leading the NFL with 2,220 yards from scrimmage, 20 touchdowns

scored and 1,616 yards rushing, the most ever by an undrafted player, in addition to earning Pro Bowl and All-Pro honors.

The fruits of Smith and his staff's labor were never more plentiful and apparent than the successes of the 2011 season. Houston's depth, built up through the draft and free agency, allowed the team to persevere through a potentially catastrophic glut of injuries to earn the franchise's first playoff berth and AFC South division title, and set a franchise record with a seven-game winning streak. Houston lost Schaub and backup quarterback Matt Leinart in consecutive games, Pro Bowl outside linebacker Mario Williams, rookie punter Brett Hartmann, special teams stalwart Dominique Barber and linebacker Darryl Shpton to season-ending injuries. In addition, All-Pro wide receiver Andre Johnson missed more than half the season with a hamstring injury, and starting free safety Danieal Manning and starting right guard Mike Brisiel missed three games apiece with broken fibulas.

A next-man-up attitude, talent and depth helped the Texans weather the storm. Foster, who was re-signed prior to training camp, was elected to his second consecutive Pro Bowl. Cornerback Johnathan Joseph, widely considered one of the top unrestricted free agent signees heading into the 2011 season, was named to his first Pro Bowl. Connor Barwin moved from strongside linebacker into Williams' weakside spot and recorded a team-best 11.5 sacks. Tight end Owen Daniels, who Smith re-signed following the 2010 season, led the team with 54 receptions for 677 yards. Perhaps the most impressive example of Houston's depth was the play of rookie fifth-round draft pick T.J. Yates. Yates was pressed into action following the losses of Schaub and Leinart and became the first rookie quarterback to orchestrate comeback wins in his first two starts since 1968, including Houston's playoff-clinching victory at Cincinnati in Week 13.

The Texans finished 2011 with the NFL's second-ranked defense, a dramatic improvement over the unit that ranked 30th in the NFL in 2010. Houston's 91.2-yard improvement was the third-greatest leap for a defense from one year to the next since 1970. On offense, Houston set a franchise rushing record for the second straight season and ranked second in the NFL with 153.0 rushing yards per game.

Prior to a trying but successful 2011 season, the Texans' primary focus was finding the right personnel through free agency and the draft to put the defense in a position to succeed as it switched to a 3-4 scheme from a 4-3. Smith and his staff had to change their perspec-



## RICK SMITH

tive on evaluating draft and free agent prospects leading into the offseason. For the second year in a row, Smith put together a pair of draft day trades, acquiring picks from New England in the second round and Washington in the fifth round on the way to drafting defensive players with six of Houston's eight picks. Smith continued to focus on defense during the abbreviated 2011 free-agency period, signing Joseph (Cincinnati) and Manning (Chicago).

Houston's 2011 draft class played in a combined 69 games with 32 starts and was led by Wisconsin defensive end J.J. Watt and Arizona's Brooks Reed. The 6-foot-6, 292-pound Watt was taken with the 11th overall pick and Reed, who was widely regarded as having first-round talent, was taken with Houston's first pick in the second round. Watt (5.5 sacks) and Reed (6.0 sacks) became the first rookie teammates to record more than five sacks apiece since 1996. Watt was the team's Rookie of the Year and earned All-Rookie honors, while Reed set the franchise rookie sack record at strongside linebacker.

Smith selected Yates in the fifth round with the pick acquired in the trade with Washington. Yates went on to become the fourth rookie fifth-round draft pick to win his first career start since the 1970 AFL-NFL merger. Cornerback Brandon Harris, who was taken with the second-round pick acquired in the New England trade, played in seven games, primarily on special teams. Fifth-round pick, safety Shiloh Keo, played in 10 games on special teams. Offensive tackle Derek Newton was taken in the seventh round and played in 14 games.

Several rookie free agents contributed in 2011, including Hartmann, who set franchise records for kickoff touchbacks, net punting average and had the two longest punts in Texans history before his injury. Houston's undrafted rookies played in a combined 39 games in 2011.

Houston approached the 2012 draft with the same mentality Smith has instilled since joining the organization, emphasizing player value above need and staying true to its player evaluation board. Smith and his staff bolstered positions on both sides of the ball, beginning with the defense. The Texans took Illinois outside linebacker Whitney Mercilus with the 26th overall pick. The 6-foot-4, 261-pound Mercilus led the country in sacks per game and forced fumbles with nine as a junior at Illinois in 2011. Mercilus was named to the All-Big Ten First Team, won the Ted Hendricks Defensive End of the Year Award and earned numerous All-America accolades.

Smith executed his sixth draft-day trade in the last three years on Day 2 of the draft, swapping Houston's second- and seventh-round picks to Tampa Bay for the fifth pick in the third round and 31st pick in the fourth round (68th and 126th overall picks). The Texans took

Ohio State wide receiver DeVier Posey with their first pick in the third round and then grabbed massive Miami (Ohio) guard Brandon Brooks with the 13th pick of the third round. Posey hauled in 136 passes for 1,955 yards and 18 touchdowns in his career at Ohio State. Brooks was an honorable mention All-America who started 41-of-45 games in college and has the speed to work in the Texans' blocking scheme despite his 6-foot-5, 346-pound frame.

Brooks' selection was due in part to another trade Smith made in March that sent linebacker DeMeco Ryans and the Texans' third-round slot (26th) to Philadelphia for the 13th pick in the third round and the fourth pick in the fourth round. The Texans used the fourth-round pick in the Philadelphia trade to grab All-SEC center Ben Jones from Georgia before selecting dynamic wide receiver and returner Keshawn Martin from Michigan State with the 26th pick in the fourth round. Jones played 49 games in the trenches against college football's best defenses while serving as a team captain at Georgia. Martin scored touchdowns five different ways during his career and caught 66 passes for 777 yards and four touchdowns as a senior.

Houston used its other fourth-round pick from the Tampa Bay trade to select Nebraska defensive end Jared Crick. Though limited by a pectoral injury as a senior, the team captain still managed 20.0 sacks in his collegiate career and set a school record with 5.0 sacks against Baylor in 2009. Smith selected All-American and 2011 Lou Groza Place-Kicker Award winner Randy Bullock from Texas A&M in the fifth round. Bullock is the first kicker ever drafted by the Texans and set school records with 365 points scored and 63 field goals. The Texans rounded out the draft in the sixth round with Purdue tackle Nick Mondek, a converted defensive tackle who started 25 games as a junior and senior.

In 2010, 14 players who the Texans signed or acquired during Smith's tenure started 10 or more games. Houston's offense finished the 2010 season ranked among the NFL's top four offenses for the third straight season, finishing third with a franchise-record 386.6 yards per game. The offense, keyed by Foster's breakout performance and Schaub's second-straight 4,000-yard passing season, was the only unit ranked in the NFL's top 10 in passing (fourth) and rushing (seventh). Perennial Pro Bowler Johnson, who Smith signed to a multi-year contract extension prior to the season, finished with 1,216 yards receiving despite playing with an ankle injury all season that caused him to miss three games entirely. The 2010 Texans were only the third team in NFL history to have a 4,000-yard passer, 1,000-yard receiver and 1,600-yard rusher.

The Texans selected Alabama cornerback Kareem Jackson in the first round of the 2010 draft. Jackson



## RICK SMITH

started all 16 games and had two interceptions. Second-round pick Ben Tate suffered a season-ending injury in the 2010 preseason but bounced back in 2011 to rush for 942 yards. Houston's third-round selection, defensive tackle Earl Mitchell, steadily worked his way into the defensive line rotation and played in 15 games with 28 tackles and a sack. Sharpton, who was selected in the fourth round out of Miami, came on strong at the end of the season, starting six games and totaling 34 tackles.

Houston posted its first winning season in 2009, going 9-7 and narrowly missing the playoffs. The Texans had a team-record five Pro Bowlers in 2009, including three from Houston's defense—Ryans, Williams and Cushing—to go alongside offensive counterparts Schaub and Johnson. Cushing led all rookies in tackles with 133 and tied for the team lead with four interceptions on his way to being named the Associated Press Defensive Rookie of the Year.

The Texans took eight players in the 2009 draft, including four who started at least one game. In addition to Cushing's rookie success, Barwin was taken in the second round and led all NFL rookie defensive ends with 4.5 sacks. Guard Antoine Caldwell started three of the 11 games he played at right guard while fourth-rounder Glover Quin started 12 games at cornerback. All totaled, four 2009 draft picks started a combined 32 games.

Smith has also had success drafting in the later rounds, taking 24 players between the fourth and seventh rounds from 2007-11. Those players have combined to start 158 games for the Texans, with Quin starting the most at 44 games.

In his former role with the Broncos, Smith was responsible for evaluating players from around the NFL as well as those in NFL Europe, the Canadian Football League, the Arena Football League and other professional leagues. He also played a central role in the club's preparation for the college draft and was one of the Broncos' primary negotiators for player contracts.

With Smith heading the pro personnel department, the Broncos posted the league's fifth-best regular-season record from 2000-05, going 61-35 (.635). The 61 wins were the most of any AFC West team during that span, 10 more than the next closest team, Kansas City. Not surprisingly, Denver was one of only four teams in the NFL to reach the playoffs each season from 2003-05.

Before moving into the front office, Smith spent four years as the Broncos' assistant defensive backs coach and earned two Super Bowl rings while helping guide a unit that consistently ranked as one of the league's best. The team won more games from 1996-98 (46) than any club during that three-year period.

Smith joined the Broncos on April 3, 1996, following a two-year stint as defensive backs coach at his alma mater, Purdue University. He left Purdue in February to accept a coaching position at TCU, but spent just one month at the school before being hired by the Broncos.

A 1992 graduate of Purdue, Smith began his coaching career as a graduate assistant with the Boilermakers shortly after his graduation, serving as the school's assistant strength and conditioning coordinator. After serving as the team's tight ends coach for one season as a graduate assistant, Smith was then hired as the secondary coach, becoming the youngest full-time position coach in the Big Ten Conference at the time at the age of 24.

Smith started at strong safety and was a defensive captain for Purdue as a senior in 1991. A native of Petersburg, Va., he attended Meadowdale High School in Dayton, Ohio. Smith is also a member of the Fellowship of Christian Athletes.

Smith and his wife, Tiffany, live in Houston with sons, Robert LaMar and Christian LaMar, and daughter, Avery Jordan.





## JAMEY ROOTES PRESIDENT

Jamey Rootes serves as president of the Houston Texans and is responsible for all business functions of the club.

Since joining the Texans, Rootes has overseen the team's efforts to secure stadium naming rights and sponsorship, coordinated radio and TV broadcasting relationships, engineered the club's successful ticket and suite sales campaigns, led the creation and launch of the team's identity and developed the team's highly-acclaimed customer service strategy.

Under Rootes' leadership, the Texans have earned many distinctions, including the American Marketing Association's "Crystal Award" for the best overall marketing campaign. J.D. Power & Associates recognized the team for providing the best fan experience in the NFL and even featured the Texans as a service success story in their book entitled "Satisfaction." The Texans were also recognized with SportsBusiness Journal's PRISM Award, which is given annually to the top major professional sports team based on business excellence criteria. In 2011, the Texans extended their sell-out streak to 101 consecutive home games, a Houston NFL record and a testament to the quality of service and entertainment provided by the organization on gameday. As a result, the Texans have consistently been recognized as one of the most valuable professional sports franchises both in the NFL and globally, as measured by a variety of business publications. Forbes ranked the Texans as the ninth-most valuable sports franchise in the world in 2011.

Rootes was selected twice by SportsBusiness Journal as a member of its distinguished "Forty Under 40"

list of leading sports executives. Rootes maintains an active role in the community and serves on a number of boards, including the Greater Houston Partnership, the United Way of Greater Houston, the Houston Food Bank, the Presbyterian School and the Greater Houston Convention and Visitors Bureau. He also oversees the activities of the Houston Texans Foundation, which has provided nearly \$6 million to benefit youth and families in the Houston area since its inception.

Prior to joining the Texans, Rootes helped to launch Major League Soccer as president and general manager of the Columbus Crew. During his tenure, the Crew was consistently among the league's strongest teams both on and off the field, and Rootes was recognized as Executive of the Year in 1996 and Marketing Executive of the Year in 1999. Rootes helped lead the construction of Crew Stadium in 1999, which was the first stadium of its type in the United States. This facility earned distinction as America's Foremost Sports Facility of the Year and led to the development of numerous soccer-specific stadiums across the United States over the past decade, including BBVA Compass Stadium in Houston.

A native of Stone Mountain, Ga., Rootes attended Clemson University and was a member of the Tigers' soccer team that captured two NCAA titles. He also served as Student Body President. While earning a master's of business administration at Indiana University, he served as an assistant soccer coach for the Hoosiers. Rootes previously held positions at IBM and Procter & Gamble before entering sports. He lives in West University with his wife, Melissa, and their children, Christopher and Caroline.





## SCOTT SCHWINGER

**McNAIR GROUP PRESIDENT AND CHIEF EXECUTIVE OFFICER,  
TEXANS CHIEF FINANCIAL OFFICER**

Scott Schwinger serves as President and CEO of the McNair Group and as Chief Financial Officer for the

Texans.

For the past 18 years, Schwinger has held positions with various companies owned, directly or indirectly, by Robert C. McNair including President of Palmetto Partners Ltd., RCM Financial Services, L.P., and Vice President of Cogen Technologies. In April 2010, he was named the CEO of The McNair Group. In his role, he oversees the investment and management activities for The McNair Group of companies which include portfolios of public and private equities and certain operating companies. Schwinger also serves as managing director of EMC Holdings, L.L.C., a private energy investment fund.

Schwinger oversees a staff of more than 30 and is responsible for the financial reporting, budgeting, cash management, risk management, management information systems and all debt and equity financings of the Texans and the other McNair Group companies. He pro-

vided the financial analysis support beginning in 1998 to bring professional football back to Houston. Schwinger also served on the Houston Super Bowl XXXVIII Host Committee, Inc. In addition, he provides strategic and investment management oversight, venture capital due diligence, and negotiates deal structuring for all McNair Group companies.

Since the award of the team in 1999, Schwinger has successfully coordinated and structured debt financings totaling \$675 million, one of the largest and most successful series of financings to date for a professional sports team.

Schwinger earned a Bachelor of Arts in mathematics from Vanderbilt University and a Master's of Business Administration from the University of Texas at Austin. In the community, he serves on the boards of the YES Prep Public Schools, The Make-A-Wish Foundation and The Endowment Fund. He is also a member of the Young Presidents Organization. He and his wife, Becca, both native Houstonians, are the parents of sons, Corbin and Charley and daughter, Cara.



## SUZIE THOMAS

**EXECUTIVE VICE PRESIDENT, GENERAL COUNSEL AND  
CHIEF ADMINISTRATIVE OFFICER**

Suzie Thomas joined the Houston Texans and the McNair Group in March 2000. She oversees the legal,

human resources and business administration functions for both groups and holds positions with various other entities in The McNair Group.

Thomas previously served as general counsel and vice president of human resources of Corporate Brand Foods America, Inc., a meat processing business that was subsequently purchased by Tyson Foods. Prior to CBFA, Thomas spent 16 years at Weatherford International, Inc., an international energy service and manufacturing company, the last 12 years as senior vice president and general counsel. She started her legal career as an associate attorney at Baker Botts L.L.P. in Houston.

Thomas earned her law degree from the University of Houston's Bates College of Law and her undergraduate degree in Spanish from the University of Texas. Thomas is a member of the State Bar of Texas, where she served as Chair of the Corporate Counsel Section from 1994-95. Thomas received the 2004 University of Houston Law Center's Corporate Sector Award and the 2005 Houston Business Journal Award for Best General Counsel with a staff of two to ten. Thomas also serves as the Chair of Child Advocates, Inc.

Ms. Thomas resides in Houston.



## **JOHN SCHRIEVER** **SENIOR VICE PRESIDENT, TICKETING AND** **EVENT MANAGEMENT**

John Schriever is in his 13th year with the Texans and his 28th in the professional sports industry. Schriever has been part of the sales and service of more than 38 million tickets to sporting events during his career. He started with the Texans in July 2000 as Director of Ticket Operations and was promoted to Vice President, Ticketing and Event Management in July 2003, and Senior Vice President, Ticketing and Event Management in June 2011. Schriever oversees all aspects of ticketing and event services for the Texans and Lone Star Sports and Entertainment.

Schriever began his sports business career with the Texas Rangers Baseball Club in 1984 as a season ticket sales intern. He became a full-time staff member in the spring of 1985 and was promoted to director of ticket operations prior to the 1989 season. The Rangers underwent a variety of changes during Schriever's 12-year tenure with the franchise: the team was purchased

by an ownership group headed by George W. Bush, acquired pitcher Nolan Ryan, closed Arlington Stadium, opened The Ballpark in Arlington and hosted the 1995 Major League Baseball All-Star Game.

During the summer of 1996, Schriever worked with the Atlanta Committee for the Olympic Games at the Summer Olympics. He worked in ticketing as a customer service manager at Fulton County Stadium and Olympic Stadium.

Following the Olympic Games, Schriever joined the Texas Motor Speedway in Ft. Worth as director of tickets. He was part of the management staff that opened the Speedway in the spring of 1997 to a debut crowd of more than 200,000 for its inaugural Winston Cup race.

Schriever is a graduate of Stephen F. Austin State University, where he earned a degree in business management. He and his wife, Dana, who holds a degree in teaching from the University of Texas, have two children, Nicholas and Sarah.



## **GREG GRISSOM** **VICE PRESIDENT, CORPORATE DEVELOPMENT**

Greg Grissom was named Houston Texans Vice President, Corporate Development in April 2012 and has been a part of the team's business operations staff since the inaugural 2002 season. He first joined the Texans as a corporate sales manager before being promoted to director of corporate development in 2006, and senior director of corporate development in May 2011.

Grissom oversees the Texans' corporate partnerships, sales of all related properties, contract negotiations and account services of the team's partners. He has nearly two decades of experience in sports sponsorship sales, planning, execution and event marketing.

Before joining the Texans, Grissom worked for Enron Corp. as a sports marketing specialist and spent more than four years with the Houston Astros as an account services manager and later as the club's promotions coordinator.

Grissom represents the Texans on the Board of Directors of the Gulf Coast Chapter of the Juvenile Diabetes Research Foundation. A native of Austin, he attended Baylor University. He lives in Houston with his wife, Jamie, and their daughter, Campbell, and son, Sam.



## MARILAN LOGAN VICE PRESIDENT AND CHIEF ACCOUNTING OFFICER

Marilan Logan is in her 12th year with the Houston Texans and serves as the franchise's Vice President and Chief Accounting Officer, managing all aspects of financial matters for the Texans and Lone Star Sports & Entertainment organizations. Logan joined the Texans as the team's controller in February 2000 and was promoted to vice president and controller in April 2007 before assuming her current position in September 2011.

Logan came to the Texans after serving as controller/treasurer for the Houston Aeros Hockey Club, Aerodromes Ice Rinks, and the Houston Aeros Foundation for two seasons.

Prior to joining the Houston Aeros, Logan was the controller for the Houston Oilers (now Tennessee Titans) from 1978-97. Her responsibilities included accounting for player contracts, maintaining the club's financial records and aiding club management with special projects. Prior to the Oilers, she was a cost accounting specialist for Reed Tool Company.

Marilan and her husband, Rick, have a daughter, Sandy; two sons, Jeff and Roy; and two grandsons, Kyle and Todd. The couple resides in Humble.



## CHRIS OLSEN VICE PRESIDENT, FOOTBALL ADMINISTRATION

Chris Olsen is in his sixth season with the Texans and third as the team's vice president of football administration. Olsen's primary responsibility with the Texans is to work closely with General Manager and Executive Vice President Rick Smith on negotiating player contracts and managing the salary cap.

Prior to joining the Texans' staff, Olsen spent 13 years working at the National Football League office in New York. Olsen served as the manager of labor operations with the NFL Management Council from 1999-2006. He was responsible for reviewing and analyzing player contracts to ensure teams were in compliance with the Collective Bargaining Agreement (CBA) and salary cap, and also provided assistance to club executives pertaining to player-related areas of the CBA. He also served as a League liaison to the NFL Players Association regarding player contract matters, as a national game representative and as an instant replay communicator.

Olsen began his tenure with the NFL in 1994 as an analyst in the player personnel department. He was promoted to coordinator in 1998 and became responsible

for all facets of the player petition process on special eligibility for the NFL Draft (underclassman prospects), including coordinating player evaluations for the College Advisory Committee. He produced annual reports for the Competition Committee and reviewed player contracts to ensure their compliance with the NFL's Constitution and By-Laws.

Olsen began working in professional sports during his senior year in college with the Springfield Indians Hockey Club of the AHL in 1989-90, where he served as a public relations/marketing intern. After spending a brief time working for Ark-Asset Management Company, a financial services firm in New York City, he continued his sports career in 1992 while in graduate school by serving as a public relations/marketing intern for the Hartford Whalers of the NHL. Prior to joining the NFL, he worked for the New Jersey State Golf Association.

Olsen is a native of Little Silver, N.J. He earned his degree in business administration from Western New England College in 1990 and earned a master's degree in sports management from Springfield College in 1997. Olsen and his wife, Kim, reside in Houston.



## **GREG WATSON** **VICE PRESIDENT, FINANCE**

Greg Watson joined The McNair Group and the Houston Texans in November 1999 after working as an international finance associate in the energy industry. In his current position as vice president of finance, Watson is involved in all aspects of the team's debt and equity financing activities, long-range financial forecasting and special project analyses.

His other responsibilities include deal sourcing, due diligence and deal structuring for The McNair Group private equity investments.

Watson earned his bachelor of arts in political science from Vanderbilt University and his MBA with a focus on finance and entrepreneurship from the University of Texas. He and his wife, Cathy, both native Houstonians, live in Houston with their children, Claire, William and Gardner.



*Make any time a great time  
with the just-right taste of Bud Light.*

IT'S THE SURE SIGN OF A GOOD TIME

**HERE WE GO**

# COACHING STAFF





## GARY KUBIAK HEAD COACH SEVENTH SEASON WITH TEXANS/19TH NFL SEASON

Gary Kubiak has constructed a talent-laden roster and installed an offensive system that has ranked among the NFL's best since taking the reins of the Houston Texans. Kubiak was named the AFC Coach of the Year by Kansas City-based NFL 101 after leading the Texans to a 10-6 regular season record and the franchise's first AFC South division crown, playoff berth and playoff win in 2011. He has a franchise-record 48 wins (including the playoffs) since being named the second head coach of the Houston Texans on Jan. 26, 2006.

The Houston native has led the Texans to the four best seasons in franchise history, going 8-8 in 2007 and 2008 before producing the first winning season in team history in 2009, narrowly missing the playoffs at 9-7. His tenure has been marked by offensive proficiency, producing the top five scoring, total offense and passing season marks in franchise history from 2007-11. The top two rushing seasons in franchise history have come on Kubiak's watch as well, including a franchise-record 153.0 yards per game in 2011, which ranked second in the NFL.

Four of the Texans' top five defensive seasons have come under Kubiak, including the third-largest defensive turnaround in NFL history from 2010 to 2011. The 2011 Texans gave up 285.7 yards per game to rank second in the League after giving up 376.9 yards per game and ranking 30th in 2010.

Strong team performances on offense and defense have been sparked by some outstanding individual ef-

forts under Kubiak. Seventeen of the 21 Pro Bowl elections in team history have come during Kubiak's tenure and the Texans are the only team in the NFL to produce a rushing, receiving and passing yardage champion since Kubiak became head coach.

One of Kubiak's primary goals upon arriving in Houston was to create a home field advantage at Reliant Stadium, and he has made significant strides in that direction. The Texans have posted a 30-19 (.612) home record since 2006 and have had at least a .500 record at home in each of Kubiak's six seasons. The team was 10-22 (.315) at home prior to Kubiak's arrival.

In 2011, Houston's offense battled through a glut of maladies to reach the playoffs for the first time, including season-ending injuries to quarterbacks Matt Schaub and Matt Leinart. Despite the injuries, Houston posted a franchise-record seven-game winning streak, ranked second in the NFL in rushing and became the first team since 2003 to win three consecutive games with three different starting quarterbacks. Rookie quarterback T.J. Yates led a stretch run to the playoffs, while cornerback Johnathan Joseph, center Chris Myers and defensive end Antonio Smith earned their first trips to the Pro Bowl, and running back Arian Foster earned his second consecutive selection. The Texans defeated Cincinnati 31-10 in the franchise's first playoff game on Jan. 7, 2012 at Reliant Stadium.

The Texans experienced key injuries on defense and a number of last-minute losses to finish the 2010 season at 6-10. While the 2010 season fell short of expectations, the Texans set a team record for total offense for the fourth consecutive season and ranked third in the NFL, averaging 386.6 yards per game. Houston was the only AFC team to rank in the top 10 in both rushing (seventh with 127.6 yards per game) and passing (fourth with 259.0 yards per game).

The offense produced three Pro Bowl selections in 2010, with the backfield combination of Foster and fullback Vonta Leach making their first trips to Hawaii, while wide receiver Andre Johnson fought through injury to make his fifth Pro Bowl. Foster essentially re-wrote the team single-game and season rushing records on the way to becoming the Texans' first-ever NFL rushing champion. The former practice squad player set an NFL record for an undrafted back with 1,616 yards rushing and also led the League with 2,220 yards from scrimmage and 18 total touchdowns.

Foster's breakout year was complemented by Schaub becoming the 12th player in NFL history to throw for 4,000-plus yards in back-to-back seasons; and the duo



Gary Kubiak led the Texans to the franchise's first-ever playoff appearance in 2011.



## GARY KUBIAK

became just the second pair of teammates in NFL history to lead the League in passing yards one year and rushing yards the next year.

Kubiak guided the Texans to a 9-7 record in 2009, highlighted by a season-ending four-game win streak to capture the franchise's first winning season. Houston narrowly missed its first-ever playoff berth, losing a tie-breaker for the final spot on the last day of the season. The 2009 Texans set franchise records for total offense, scoring offense, total defense and scoring defense. A franchise-record five players earned trips to the Pro Bowl, led by Pro Bowl MVP Schaub.

The 2008 Texans matched their record from the year before, going 8-8 despite an 0-4 start in the aftermath of Hurricane Ike, which devastated much of Houston and southeast Texas. Houston became just the 10th team in NFL history to finish at .500 or better after an 0-4 start. Houston was one of 11 teams to go 8-4 or better over the last 12 games; nine of those teams were in the playoffs. The offense enjoyed its most productive season, ranking third in the NFL and setting a franchise record with 6,113 total yards.

In Kubiak's second season, the team achieved the best record in franchise history to that point, finishing 8-8. The Texans won three of their last four and five of their last seven to finish the season at .500. Kubiak's team also set a franchise mark with a 6-2 record at Reliant Stadium after going 4-4 at home in 2006, which was the best home mark at the time.

In his rookie season, Kubiak tripled the team's win total of the previous year, guiding the club to a 6-10 record. The six victories included wins in three of the last five games of the season and the franchise's first ever win against Indianapolis. All six wins came against AFC opponents, giving the Texans their most wins against conference foes in team annals to that point.

Kubiak came to Houston with the reputation of being an offensive mastermind and has lived up to that billing. In 96 regular-season games under Kubiak, Houston has averaged 356.1 yards per game, which ranks third in the AFC and eighth in the NFL, compared to an average of 266.5 yards per game from 2002-05, which was last in the AFC and 31st in the NFL. Houston has averaged 22.6 points per game under Kubiak to rank fourth in the AFC and is 6.4 points per game better than before his arrival.

The most dramatic improvement has been made by the offensive line. After giving up a League-worst 68 sacks in 2005, the line has allowed an average of 31.1 per season under Kubiak. This has allowed the passing game to flourish, averaging 240.6 yards per game to rank fourth in the AFC since 2006. The line also allowed the Texans rushing attack to average 115.5 yards per game during the last six years, another improvement

from the first four years.

Kubiak has made a habit of surrounding himself with great coaches throughout his tenure in Houston. One of his first hires in 2006 was former Green Bay head coach Mike Sherman, who served as the assistant head coach/offense and then offensive coordinator in Kubiak's first two seasons. In 2008, Kubiak bolstered his staff with two of the brightest minds in football, hiring offensive line guru Alex Gibbs as the assistant head coach/offense and 1995 NFL Coach of the Year Ray Rhodes as the assistant defensive backs coach. In 2010, he hired former Denver Broncos teammate and colleague, Rick Dennison, as offensive coordinator. The Texans set a franchise record for total yards in 2010 and have set the franchise rushing record in consecutive seasons since Dennison's arrival.

In 2011, Kubiak added one of the most respected defensive minds in the game, Wade Phillips, as defensive coordinator. Phillips implemented his 3-4 defensive scheme that has now led teams to the playoffs in his first year coaching at each of his last eight stops, including the 2011 Texans.

As head coach, Kubiak has also been responsible for the performance of the defense, which is stocked full of talent, including four starters with Pro Bowl experience and several other rising stars. The 2009 AP Defensive Rookie of the Year, Brian Cushing, has led the team in tackles in two of his first three seasons. Fourth-year outside linebacker Connor Barwin set a franchise record with four sacks against Jacksonville on the way to leading the team with 11.5 sacks in 2011. Last year's first-round draft pick, defensive end J.J. Watt (5.5 sacks) and second-round draft pick Brooks Reed (6.0 sacks) became the first rookie duo to record at least five sacks apiece since 1997.

Now former Texans, outside linebacker Mario Williams and inside linebacker DeMeco Ryans, the 2006 AP Defensive Rookie of the Year, were the first two draft picks of the Kubiak era, and they set the tone for an excellent track record on draft day. Following the lead of Ryans and Williams, tight end Owen Daniels gave the Texans a League-best three Pro Bowlers from the 2006 draft class. Former right tackle Eric Winston also emerged as a starter from that class. All totaled, Kubiak's first draft class started a total of 352 combined games for the Texans from 2006-11.

The Texans' 2007 draft class was led by former defensive tackle Amobi Okoye, the youngest first-round draft pick in NFL history. Okoye held the franchise rookie sack record with 5.5 until the 2011 season and was the most productive player at that position from that draft class. In 2008, first-round pick Duane Brown started all 16 games at left tackle, while running back Steve Slaton won the rookie rushing title with a franchise-record

## GARY KUBIAK

1,282 yards. The 2009 class was highlighted by Cushing, cornerback-turned-safety Glover Quin, a fourth-round pick who went on to start 12 games as a rookie, and college free agent Foster. Cornerback Kareem Jackson, the Texans' first-round pick in 2010 started all 16 games as a rookie. The 2011 draft class, highlighted by the play of Watt, Reed and Yates, had the biggest collective impact as rookies in franchise history.

Kubiak spent 20 of the previous 23 years in the Denver area, where he earned a reputation as a brilliant offensive strategist. He played in 119 games and tossed 14 touchdowns for the Broncos from 1983-91 as the backup for Hall of Fame quarterback John Elway. During his time as a player in the Mile High City, he was a part of three teams that reached the Super Bowl.

Kubiak began his coaching career in 1992-93 as the running backs coach at his alma mater, Texas A&M. Under Kubiak's watchful eye, running back Greg Hill was named second team All-America his junior year. Hill was selected by the Kansas City Chiefs in the first round of the 1994 draft.

Kubiak started his NFL coaching career as the quarterbacks coach of the San Francisco 49ers in 1994 and guided Hall of Famer Steve Young to his best season as a pro. Young was named the NFL MVP for the second time in his career.

Under Kubiak's tutelage, Young had a career-high 70.3 completion percentage, threw for 35 touchdowns and 3,969 yards, and set an NFL record with a 112.8 passer rating, a mark that stood for 10 seasons. Young captured Super Bowl XXIX MVP honors by tossing a record six touchdowns in San Francisco's 49-26 win against the San Diego Chargers.

In the spring of 1995, Kubiak returned to the Broncos as offensive coordinator, where he steered Denver to the organization's best numbers in team history and helped lead the team to seven postseason trips and two Super Bowl titles in 11 seasons.

Kubiak began his tenure in Denver as the offensive coordinator/quarterbacks coach to his former teammate, Elway. Kubiak made an immediate impact as Elway threw for 3,970 yards, the second-best mark of his Hall of Fame career. Elway increased his touchdown passes from 16 in 1994 to 26 in 1995. During the final four years of his career (1995-98), Elway tossed 101 touchdown passes, second only to Brett Favre in that span.

Kubiak's offense featured one of the best tight ends in NFL history. Shannon Sharpe, who ranks second all-time among tight ends in receptions, receiving yards, and touchdowns, spent seven years under Kubiak. Sharpe, a 2011 Pro Football Hall of Fame inductee, averaged 61 receptions and had a career-high 1,107 yards receiving in 1997.

Kubiak's offenses have always been based on balance. The Broncos' running game was focused around

a strong system instead of an individual. A Broncos runner eclipsed the 1,000-yard rushing mark in 10 of Kubiak's 11 seasons. Denver saw five different runners rush for more than 1,000 yards, more than any team in the NFL, in that span.

Kubiak turned to Terrell Davis to tote the ball as the Broncos won back-to-back Super Bowls in the late '90s. In 1997, Davis became only the fourth running back in NFL history to rush for more than 2,000 yards in a season. During the 1997-98 seasons, he rushed for 3,758 yards, most of any running back in back-to-back campaigns between 1995-2005. Davis' 2,008 rushing yards in 1997 are the fourth-most in NFL history. He won AP Offensive Player of the Year honors in 1996 and 1998.

Following Elway's retirement, Kubiak turned his offense over to second-year quarterback Brian Griese, who threw for 3,032 yards in his first season as the Broncos' starter. In the 2000 season, Griese was named to the Pro Bowl and guided the Broncos' offense to rank second in the NFL in points scored and total offense.

That same season, Mike Anderson rushed for 1,487 yards, at the time a franchise rookie record. Anderson set the NFL single-game rookie rushing record with 251 yards against the New Orleans Saints. That year, Kubiak's receivers, Ed McCaffrey (101) and Rod Smith (100), became just the second pair of teammates in NFL history to grab at least 100 receptions.

In 2002, the Broncos drafted running back Clinton Portis in the second round. In his rookie season, Portis rushed for 1,508 yards, breaking Anderson's rookie mark, and was named the AP Offensive Rookie of the Year. The Broncos' rushing attack averaged 141.6 yards per game, which ranked second in the AFC. The offense totaled 380.6 yards per game, which was third in the NFL.

Kubiak relinquished his quarterbacks coach title in 2003, turning the duties over to Pat McPherson. That offseason, Denver signed quarterback Jake Plummer from the Arizona Cardinals and Plummer was immediately transformed. Despite missing five games his first season in Denver, Plummer threw for more touchdowns (15) than interceptions (seven) for the second time in his career. The 2004 season saw Plummer throw for 4,089 yards, most in Broncos history. He also tossed 27 touchdown passes, tying Elway's 1997 club record.

Plummer stayed on his feet in Kubiak's offense. After being sacked an average of 36 times per season in Arizona, Plummer was sacked an average of 17 times per year in Denver. Every season in Kubiak's system, Plummer threw more touchdowns than interceptions and led the Broncos to the playoffs from 2003-05.

In 2005, Kubiak's offense ranked fifth in the NFL with 5,766 total yards and his rushing attack was second in the League, averaging 158.7 yards per game. The Broncos were led by Anderson's 1,014 yards on the



# COACHING STAFF

## GARY KUBIAK

ground and Tatum Bell's 921 yards. Denver finished 2005 with a 13-3 record, winning their division for the first time since 1998, the last time they appeared in the Super Bowl.

In his 11 years as offensive coordinator, Kubiak's Broncos amassed 66,501 total yards and 465 touchdowns, most in the NFL in that span. He coached 14 different Broncos who made the Pro Bowl and Denver's rushing attack totaled 25,022 yards, most in the NFL, during his tenure.

### KUBIAK OFF THE FIELD

Kubiak has been active in his support of U.S. military services for a number of years. For the past seven years, Kubiak has served as the celebrity spokesperson for Impact A Hero, a non-profit organization that provides a means to provide emotional and financial support for severely wounded and disabled War on Terror veterans and their families. He participated in the Eighth Annual Impact A Hero 5k Run, Walk and Wheel on June 2, 2012. In June 2011, he embarked on his first USO Tour to the Middle East.

In addition to his individual efforts, Kubiak has also supported U.S. military services with the Texans. For the last two years, the Texans and Kubiak have hosted more than 150 guests from all five branches of the military at practice during Salute To The Military Week, among other events. Salute To The Military Week has culminated with hundreds of servicemen and women attending a Texans game at which they are recognized. In 2010, the Texans defeated Kansas City, 35-31; and

Houston topped Cleveland last year, 30-12.

Kubiak returned to his roots when he took the reins as head coach of the Texans. He starred at Houston's St. Pius High School, where he was an all-state selection, passing for 6,190 yards during his high school career. He was inducted into the Texas High School Hall of Fame in 1999.

Kubiak attended Texas A&M, where he was selected All-Southwest Conference in 1982. He led the conference in attempts (324), completions (181), percentage (55.9) yardage (1,948), touchdowns (19), and total offense (1,885) as a senior. He set the SWC passing touchdown record with six against Rice during his junior season. He earned his degree in physical education before being drafted by the Broncos in the eighth round (197th overall) in the 1983 draft.

Kubiak, born in Houston, is married to Rhonda. The couple has three sons: Klint, Klay, and Klein. Klint is in his second season as a graduate assistant at Texas A&M, while Klay played quarterback at Colorado State and is now a graduate student at Texas Christian University. Klein is a junior wide receiver at Rice.

## KUBIAK'S COACHING LEDGER

- 2006-12: Head Coach, Houston Texans
- 2003-05: Offensive Coordinator, Denver Broncos
- 1995-02: Offensive Coordinator/Quarterbacks, Denver Broncos
- 1994: Quarterbacks, San Francisco 49ers
- 1992-93: Running Backs, Texas A&M

## GARY KUBIAK'S YEAR-BY-YEAR NFL COACHING RESULTS

Year	Team	Position	Reg. Season			Playoffs		
			W	L	T	W	L	Finish
1994	San Francisco 49ers	Quarterbacks	13	3	0	3	0	NFC West/Super Bowl Champions
1995	Denver Broncos	Off. Coord./Quarterbacks	8	8	0	0	0	4th AFC West
1996	Denver Broncos	Off. Coord./Quarterbacks	13	3	0	0	1	AFC West Champions/Divisional
1997	Denver Broncos	Off. Coord./Quarterbacks	12	4	0	4	0	2nd AFC West/Super Bowl Champions
1998	Denver Broncos	Off. Coord./Quarterbacks	14	2	0	3	0	AFC West/Super Bowl Champions
1999	Denver Broncos	Off. Coord./Quarterbacks	6	10	0	0	0	5th AFC West
2000	Denver Broncos	Off. Coord./Quarterbacks	11	5	0	0	1	2nd AFC West/Wild Card
2001	Denver Broncos	Off. Coord./Quarterbacks	8	8	0	0	0	3rd AFC West
2002	Denver Broncos	Off. Coord./Quarterbacks	9	7	0	0	0	2nd AFC West
2003	Denver Broncos	Off. Coord.	10	6	0	0	1	2nd AFC West/Wild Card
2004	Denver Broncos	Off. Coord.	10	6	0	0	1	2nd AFC West/Wild Card
2005	Denver Broncos	Off. Coord.	13	3	0	1	1	AFC West Champions/AFC Championship
2006	Houston Texans	Head Coach	6	10	0	0	0	4th AFC South
2007	Houston Texans	Head Coach	8	8	0	0	0	4th AFC South
2008	Houston Texans	Head Coach	8	8	0	0	0	3rd AFC South
2009	Houston Texans	Head Coach	9	7	0	0	0	2nd AFC South
2010	Houston Texans	Head Coach	6	10	0	0	0	3rd AFC South
2011	Houston Texans	Head Coach	10	6	0	1	1	AFC South Champions/Divisional
Totals			174	114	0	12	6	
6-Year Texans Totals			47	49	0	1	1	





## **BILL KOLLAR** **ASSISTANT HEAD COACH/DEFENSIVE LINE** **FOURTH SEASON WITH TEXANS/24TH NFL SEASON**

Bill Kollar is in his fourth year as the Texans assistant head coach/defensive line. Kollar, who played eight seasons in the NFL as a defensive lineman, has 24 years of experience coaching in the NFL, including the last 23 as a defensive line coach. Prior to Houston, he spent the previous three years coaching the defensive line in Buffalo.

Kollar helped the Texans transition from a 4-3 to a 3-4 scheme with great success in 2011 and received huge contributions from the defensive line. Houston saw the third-largest defensive improvement in NFL history since the 1970 AFL-NFL merger. The Texans ranked second in the NFL in total defense with 285.7 yards per game in 2011 after giving up 376.9 yards per game and ranking 30th in 2010. The defensive line played its part in helping the Texans set team records for rushing yards allowed (96.0 per game) and sacks (44). Defensive end Antonio Smith earned his first career Pro Bowl berth with a career-high 6.5 sacks. Rookie defensive end J.J. Watt earned team Rookie of the Year honors and was named to the PFW/PFWA All-Rookie team after recording 5.5 sacks and 56 tackles in the regular season.

Kollar directed Houston's first line of defense to the two best run-stopping seasons in franchise history in his first two years with the team. In addition, the Texans defense recorded at least 30 sacks in three consecutive seasons for the first time in franchise history from 2009-11 under Kollar's tutelage. Houston's 2010 rush defense held three opponents to less than 50 yards and set a franchise record by limiting Washington to 18 yards rushing in an overtime win.

Several individuals posted personal bests on Kollar's defensive line in 2010. Veteran defensive tackle Shaun Cody started all 16 games for the first time in his career and registered a career-high 38 tackles, while defensive tackle Amobi Okoye also set a career high with 44 tackles. Defensive end Mario Williams fought through injury the entire season to lead the team with 8.5 sacks despite spending the final three games of the season on injured reserve.

In his first season with the Texans, Kollar helped the defensive line improve throughout the season. Williams led the team with 9.0 sacks and earned his second consecutive Pro Bowl trip. Rookie defensive end Connor Barwin and free agent Smith were second on the team with 4.5 sacks apiece. The unit was a key on the defense's overall improvement, helping hold opponents to 84.3 yards per game on the ground in the last 13 contests.

Prior to his stint with Buffalo, Kollar coached the defensive line in St. Louis from 2001-05. Kollar helped defensive end Leonard Little emerge as a premier sack artist, with 57 sacks in that time. The Rams earned a trip to the Super Bowl in 2001, Kollar's first season with the team.

From 1990-2000, Kollar worked as the Atlanta Falcons defensive line coach. In 1998, the Falcons' defensive line tied for the NFL lead by giving up only six rushing touchdowns and set a team record by allowing an average of 75.2 rushing yards as Atlanta won the NFC Championship and earned a trip to Super Bowl XXXIII.

Kollar, 59, began his coaching career as a defensive assistant/special teams for Tampa Bay in 1984. He spent a year as a graduate assistant at Illinois in 1985 following his year in Tampa Bay. He was promoted to defensive line/special teams coach for the Illini in 1986 and spent two years in that position. Kollar assumed the same role at Purdue from 1988-89 before returning to the NFL.

Kollar was an All-America defensive lineman at Montana State and earned the Most Valuable Player award at the 1974 Senior Bowl. He was selected in the first round (23rd overall) of the 1974 NFL Draft by the Cincinnati Bengals and played eight seasons for Cincinnati and Tampa Bay.

Kollar and his wife, Jan, have two sons, Chad and Clint.

### **KOLLAR'S COACHING LEDGER**

- 2009-12: Assistant head coach/defensive line, Houston Texans
- 2007-08: Defensive line, Buffalo Bills
- 2001-05: Defensive line, St. Louis Rams
- 1990-00: Defensive line, Atlanta Falcons
- 1988-89: Defensive line/special teams, Purdue
- 1986-87: Defensive line/special teams, Illinois
- 1985: Graduate assistant, Illinois
- 1984: Defensive assistant/special teams, Tampa Bay Buccaneers





## **RICK DENNISON** **OFFENSIVE COORDINATOR** **THIRD SEASON WITH TEXANS/18TH NFL SEASON**

Rick Dennison is in his third season as the Texans' offensive coordinator. Dennison is entering his 18th

season in the NFL as a coach and his 27th year in the League overall. Prior to joining head coach Gary Kubiak's staff in 2010, Dennison had spent his entire NFL tenure with the Denver Broncos, first as a player from 1982-90 and then as a coach from 1995-2009.

Houston's offense has become synonymous with success in the run game since Dennison joined the staff in January 2010. Houston ranks fourth in the NFL with 140.3 rushing yards per game, is tied for the NFL lead with 38 combined rushing touchdowns and has set franchise rushing records in consecutive years in Dennison's first two seasons running the offense.

Dennison's offense persevered through several injuries to key players for another successful offensive campaign in 2011. Houston set franchise records with 2,448 rushing yards (153.0 per game) and 546 rushing attempts to rank second in the NFL, and excelled in the postseason, averaging 159.5 rushing yards per game in helping the Texans reach the Divisional round of the playoffs. Houston led the NFL in time of possession (32:41) and set a franchise record for fewest interceptions thrown with nine, despite having three different starting quarterbacks. Starting quarterback Matt Schaub and backup Matt Leinart went down with season-ending injuries in Weeks 10 and 12 of the regular season, leaving rookie fifth-round draft pick T.J. Yates to lead the offense throughout the remainder of the regular season and postseason.

The 2011 Texans had two running backs rush for more than 900 yards in a season for the first time in franchise history, with Arian Foster finishing fifth in the NFL with 1,224 yards and Ben Tate rushing for 942 yards. Foster and Tate both rushed for more than 100 yards in the same game twice during the season, making Houston just the sixth team since 1985 to accomplish the feat. Center Chris Myers was selected to the Pro Bowl, a first for a Texans lineman, and left tackle Duane Brown earned second team AP All-Pro and PFW/PFWA All-AFC honors.

Houston's offense experienced record-setting success with a renewed emphasis on the running game under Dennison's direction in 2010. The Texans offense ranked third overall in the NFL with the league's seventh-ranked rushing offense and fourth-ranked passing attack. Houston set franchise records with 390 points scored, 6,186 total yards of offense (386.6 per game) and 2,042 yards rushing (127.6 yards per game). Den-

nison's offense helped Foster become the franchise's first NFL rushing and scoring leader with a franchise-record 1,616 yards rushing and 18 touchdowns.

Dennison's first stint as an offensive coordinator in the NFL came in Denver from 2006-08 after his predecessor, Kubiak, left the Broncos to become the head coach of the Houston Texans. Dennison coached the Broncos offensive line from 2001-05 and again in 2009. He also coached Denver's special teams from 1997-00 and was an offensive assistant from 1995-96.

With Dennison at the helm, Denver's offense averaged 350.5 yards per game from 2006-08 and rushed for 124.4 yards per game, averaging 4.6 yards per carry. Despite starting a rookie at left tackle and a second-year player at right tackle in 2008, the Broncos offense gained 6,333 yards to rank second in the NFL and the offensive line allowed a franchise-record-low 12 sacks on the season.

In 2007, Denver was fourth in the NFL in yards per play (5.7) and fifth in yards per rush (4.6). In 2006, Dennison's first season at the helm of the offense, Denver ranked fifth in the NFL with an average of 360.4 yards per game.

With Dennison in charge of either the offensive line or the entire offense from 2001-09, the Broncos ranked second in the NFL with a nine-year average of 135.1 rushing yards per game, and Denver's 4.5-yard rushing average in that time period was the third-highest in the League. The Broncos line also excelled in pass blocking, surrendering just 226 sacks in nine years, which was the fourth-fewest in the League in that time.

Dennison coached Denver's special teams from 1997-00 and helped the Broncos win back-to-back World Championships in 1997 and 1998. Under his tutelage, punt returner Darrien Gordon and kicker Jason Elam both earned trips to the Pro Bowl and punter Tom Rouen was one of the most consistent punters in the League. Dennison began his coaching career as an offensive assistant in Denver from 1995-96 after coaching for three years at the high school level for Suffield Academy in Suffield, Conn.

Dennison played linebacker for the Broncos from 1982-90, appearing in 128 games with 52 starts and three Super Bowls (XXI in 1986, XXII in '87 and XXIV in '89). In 1989, he received the Ed Block Memorial Courage Award. Dennison ranked second on the Broncos in tackles with 133 during the 1988 campaign while posting a team-high three fumble recoveries.

Dennison joined the Broncos as a college free agent in 1982 after a fine collegiate career at Colorado State,



# COACHING STAFF

## RICK DENNISON

where he was a second-team Academic All-American as a senior and earned three varsity letters. In 1979, Dennison earned a bachelor's degree in civil engineering from CSU followed by a master's degree in the same field from CSU in 1982.

Born in Kalispell, Mont., Dennison attended Rocky Mountain High School in Fort Collins, Colo., where he lettered in football, basketball and baseball. His father, George, was president of the University of Montana before retiring in July 2010. Rick and his wife, Shannon, have five children, sons Joseph, Steven and Trey, and twin daughters, Abrynn and Allie.

Joseph graduated from Yale, where he played football and now works in Seattle. He was married to his wife, Hayley, in February 2011. Steven, a left-handed pitcher, was drafted in the 34th round of the 2010 Major League

Baseball Draft by the Florida Marlins out of Wheaton (Ill.) College and signed a free agent contract with the Houston Astros in June 2011.

## DENNISON'S COACHING LEDGER

2010-12: Offensive coordinator, Houston Texans  
 2009: Offensive line, Denver Broncos  
 2006-08: Offensive coordinator, Denver Broncos  
 2001-05: Offensive line, Denver Broncos  
 1997-00: Special teams, Denver Broncos  
 1995-96: Offensive assistant, Denver Broncos  
 1992-94: Assistant, Suffield (Conn.) Academy

## DENNISON AND THE RUN GAME

Whether as an offensive line coach (Denver, 2001-05, '09) or offensive coordinator (Denver, 2006-08; Houston, 2010-11), **Rick Dennison** has helped produce a 1,000-yard rusher in seven of his 11 years in those roles.

### 1,000-YARD PERFORMANCES UNDER DENNISON

Year	Team	Back	Att.	Yds	Avg	TD
2002	DEN	Clinton Portis	273	1,508	5.5	15
2003	DEN	Clinton Portis	290	1,591	5.5	14
2004	DEN	Reuben Droughns	275	1,240	4.5	6
2005	DEN	Mike Anderson	239	1,014	4.2	12
2006	DEN	Tatum Bell	233	1,025	4.4	2
2010	HOU	Arian Foster	327	1,616	4.9	16
2011	HOU	Arian Foster	278	1,224	4.4	10

Dennison has helped orchestrate the running game for performances that rank among the NFL's top 10 in nine of the last 11 seasons, including seven seasons producing 2,000 or more yards.

### TEAM RUSHING UNDER DENNISON

Year	Team	Position	Att.	Yds	Avg	Rnk
2001	DEN	Offensive Line	481	1,877	3.9	10
2002	DEN	Offensive Line	457	2,266	5.0	5
2003	DEN	Offensive Line	543	2,629	4.8	2
2004	DEN	Offensive Line	534	2,333	4.4	4
2005	DEN	Offensive Line	542	2,539	4.7	2
2006	DEN	Offensive Coordinator	488	2,152	4.4	8
2007	DEN	Offensive Coordinator	429	1,957	4.6	9
2008	DEN	Offensive Coordinator	287	1,862	4.8	12
2009	DEN	Offensive Line	440	1,836	4.2	18
2010	HOU	Offensive Coordinator	423	2,042	4.8	7
2011	HOU	Offensive Coordinator	546	2,448	4.5	2

## RE-WRITING THE RECORD BOOKS

Houston's offense has re-written the franchise record books with Rick Dennison as the offensive coordinator. Below is a look at some of the notable records set under Dennison.

### NOTABLE TEAM SEASON RECORDS SET OR TIED UNDER DENNISON

Category	Previous Record	New Record
Points	388 (2009)	390 (2010)
Extra Points	43 (2009)	43 (2010)
Net Yards	6,129 (2009)	6,186 (2010)
First Downs	340 (2009)	360 (2010)
Rushing Yards	2,042 (2010)	2,448 (2011)
First Downs Rushing	118 (2010)	131
Rushing Avg./Carry	4.3 (2008)	4.8 (2010)
Rushing Touchdowns	16 (2004, 2008)	20 (2010)
100-Yard Rushing Games	8 (2010)	11 (2011)
By An Individual		
Fewest Ints. Thrown	13 (2005, 2006)	12 (2010)
Fewest Fumbles	18 (2003)	15 (2010)
Fewest Fumbles Lost	9 (2003)	6 (2010)

### NOTABLE GAME RECORDS SET UNDER DENNISON

Category	Previous Record	New Record
Rushing Yards	257 (vs. IND, 9/12/10)	261 (vs. CLE, 11/6/11)
Rushing Attempts	44 (at JAC, 12/26/04)	47 (at TEN, 10/23/11)
Net Yards Passing	408 (vs. GB, 12/7/08)	468 (at WAS, 9/19/10)
Gross Yards Passing	414 (vs. GB, 12/7/08)	497 (at WAS, 9/19/10)
Scoring Drive	98 (vs. TEN, 10/21/07)	99 (vs. BAL, 12/13/10)
Points, Half	29 (vs. TEN, 10/21/07)	34 (vs. IND, 9/11/11)
Margin of Victory	29 (vs. CIN, 10/26/08)	34 (at TEN, 10/23/11)
Scoring Drive (Plays)	18 (at NYG, 11/5/06)	19 (vs. PIT, 10/2/11; vs. ATL, 12/4/11)
Scoring Drive (Time, longest)	10:26 (vs. KC, 9/9/07)	10:55 (vs. PIT, 10/2/11)
Scoring Drive (Time, shortest)	0:04 (vs. SD, 11/7/10)	0:02 (vs. CLE, 11/6/11)





## JOE MARCIANO SPECIAL TEAMS COORDINATOR 11TH SEASON WITH TEXANS/27TH NFL SEASON

Joe Marciano is in his 11th season as special teams coordinator for the Houston Texans. Regarded as one

of the League's top coaches in his field, Marciano has directed special teams for 26 NFL seasons. Marciano and running backs coach Chick Harris are the only coaches to have been with the Texans since the team's inception in 2002.

The Texans set numerous special teams records on returns, coverages and kicking in 2011. Houston had 529 punt return yards, besting the franchise standard of 512 set in 2001. Wide receiver Jacoby Jones had a career-high 518 yards on punt returns and set a franchise record with the third punt return touchdown of his career, a 79-yarder in the season opener against Indianapolis. Kicker Neil Rackers set franchise records with 135 points scored and 32 field goals made. Rookie Brett Hartmann and veteran Matt Turk combined for a franchise-record 44.0-yard punting average, and Hartmann and Rackers set a team mark with 38 combined touchbacks on kickoffs. Marciano's kickoff coverage unit ranked seventh in the NFL and held opponents to a franchise-low 22.4-yard kickoff return average.

Marciano's special teams units were affected greatly by injury throughout the 2010 season but excelled in the kicking game. With Rackers leading the way, Houston set a franchise record by converting 90 percent of its field goal attempts (27-of-30) and converted all 43 point-after attempts. It was the most successful season for Houston's kicking game in franchise history, accounting for 124 points on 70-of-73 combined kick attempts (95.9 percent).

Marciano's coverage units excelled in 2009, holding opponents to a 4.3-yard punt return average and 22.5 yards per kickoff return. Jones continued to be one of the most dangerous return men in the NFL, averaging 10.9 yards per punt return and 26.6 yards per kick return, including a 95-yard kick return for touchdown against Oakland. Kicker Kris Brown surpassed the 1,000-point plateau for his career and finished the year with 106 points, marking his third straight 100-point season, and booted a pair of game-winning field goals. Turk set the team single-season punting record for the third straight year, averaging 42.8 yards per punt.

The 2008 special teams unit was one of the most consistent and explosive in the NFL. Brown turned in the best season of his career, setting franchise records with 124 points, 29 field goals and an .879 field goal percentage. Jones returned two punts for touchdowns, a franchise record, and finished third in the AFC with a

12.1-yard punt return average. Turk broke his own franchise mark with a 42.3-yard average on a record-low 53 attempts.

Marciano's special teams unit provided many of the biggest highlights of the 2007 season, tying three NFL records. The Texans tied the NFL single-season record with four kickoff returns for touchdown on the season, becoming just the fourth team in League history to do so. Wide receiver André Davis tied another League record when he became the seventh player in history to return two kickoffs for a touchdown in one game, doing so against Jacksonville in the season finale. Brown, who scored a team-leading 115 points, became just the third kicker in League history to make three field goals of 50 yards or longer in one game when he did so against Miami on Oct. 7. Turk also set team records for gross and net punting average in his first season as a Texan, and the coverage unit held opponents to a record-low 151 punt return yards on the season.

Under Marciano's guidance in 2006, punter Chad Stanley posted the best gross punting average of his career, averaging 41.6 yards per punt, and Brown led the team in scoring for the fifth consecutive season. The Texans ranked sixth in the League in punt return average, at 10.5 yards per return; and the kick coverage team held opponents to the sixth-worst starting field position in the League.

Marciano's tenure as special teams coordinator was highlighted during the 2005 season. Pro Bowl selection and AP first-team All-Pro kick returner Jerome Mathis was also honored by the NFL Alumni as the Special Teams Player of the Year and the Texans Rookie of the Year. He finished the season ranked second in the League for return men, returning 54 kickoffs for 1,542 yards and two touchdowns. He was the only player in the NFL to return two kicks for scores that season.

Marciano helped Brown finish the 2005 season with 102 points, including 26 field goals. Stanley also had a stellar 2005 season, finishing with 29 punts inside the 20-yard line, the fourth most in the NFL. His 6.6 yard-per-return average ranked sixth in the NFL.

In 2004, Brown set a club record with 85 points and nailed a career-high nine touchbacks. Second-year linebacker Antwan Peek had a breakout year with 18 special teams tackles and a blocked punt. Meanwhile, the Texans ranked seventh in the AFC in opponent average starting field position.

In 2003, Stanley led the NFL with 36 punts inside the 20 and his 36.7-yard net average ranked sixth in the League. Brown nailed 18-of-22 field goals, missing just



# COACHING STAFF

## JOE MARCIANO

one inside 50 yards. J.J. Moses ranked fifth in the AFC with a 23.4-yard kickoff return average.

In 2002, Brown connected on 13 field goals from 40-plus yards and Stanley ranked second in the AFC in net average (36.8), leading the conference with 36 punts inside the 20. The Texans also scored two touchdowns on special teams (punt return, punt block), recovered three fumbles, and yielded just 5.7 yards per punt return, leading the AFC.

Marciano arrived in Houston after spending the previous six seasons in the same capacity with the Tampa Bay Buccaneers. Under Marciano, the Bucs boasted one of the NFC's most consistent special teams units. Tampa Bay blocked 20 kicks, registered nine of the 10 longest punt and kickoff returns in club annals, and recorded 10 NFC Special Teams Player of the Week awards during his six seasons.

Kicker Martin Gramatica posted remarkable numbers during his first three NFL seasons. Gramatica nailed 84-of-101 field goal attempts (counting playoffs) and earned a Pro Bowl berth in 2000, breaking his own club single-season records in points scored (126), field goals (28), consecutive field goals (16), 50-plus-yard field goals (five), and extra points (42). Tampa Bay also set a team mark and tied a League mark by blocking seven kicks (four field goals, three punts), returning two for touchdowns in 2000.

In 1999, linebacker Shelton Quarles broke a 10-year Bucs single-season record with 31 special teams tackles. Tampa Bay opponents averaged just 17.6 yards per kickoff return, which set a club record. In 1998, Marciano's charges set single-season club marks in both kickoff return average (23.7) and punt-return average (13.7). In 1997, the Bucs finished first in the NFL in opponent net punting and opponent field-goal percentage.

Marciano joined the Bucs after spending the previous 10 years as the special teams coach for the New Orleans Saints. For the first nine of those campaigns, he also coached the team's tight ends. During Marciano's New Orleans tenure, he coached three special teams players who were selected for the Pro Bowl (Morten Andersen, Tyrone Hughes, Bennie Thompson).

Marciano's first professional football job came as the special teams/tight ends coach for the Philadelphia/Baltimore Stars of the USFL, helping the club win two league championships. Marciano joined the Stars after spending 1982 as the tight ends/special teams coach at Temple.

In 1981, Marciano tutored the tight ends for Joe Paterno at Penn State. Marciano also coached wide receivers at Villanova (1980) and Rhode Island (1978-79). He began his college coaching career overseeing the tight ends at East Stroudsburg University in 1977. Marciano

coached at Wyoming Area High School in West Pittston, Pa., in 1976.

A native of Dunmore, Pa., Marciano was a quarterback at Temple, where he earned his bachelor's degree in health and physical education. He serves as a spokesperson for Autism Speaks and is very active in the organization's annual fundraising walk held each fall in Houston.

Marciano is an avid fisherman who has conducted various fishing tournaments and has appeared on numerous ESPN fishing shows. In 1993, Marciano was inducted into the Northeast Chapter of the Pennsylvania Sports Hall of Fame. He is single and resides in Missouri City with his son, Joseph.



Joe Marciano (above) and Running Backs Coach Chick Harris are the only two Texans coaches who have been on staff since the inaugural 2002 season.

## MARCIANO'S COACHING LEDGER

- 2002-12: Special Teams Coordinator, Houston Texans
- 1996-01: Special Teams, Tampa Bay Buccaneers
- 1995: Special Teams, New Orleans Saints
- 1986-94: Special Teams/Tight Ends, New Orleans Saints
- 1983-85: Special Teams/Tight Ends, Philadelphia/Baltimore Stars
- 1982: Special Teams/Tight Ends, Temple
- 1981: Tight Ends, Penn State
- 1980: Wide Receivers, Villanova
- 1978-79: Wide Receivers, Rhode Island
- 1977: Tight Ends, East Stroudsburg State
- 1976: Wyoming Area (Pa.) High School





## WADE PHILLIPS DEFENSIVE COORDINATOR SECOND SEASON WITH TEXANS/36TH NFL SEASON

Wade Phillips is in his second season as the Houston Texans defensive coordinator. Phillips has 36 years of

coaching experience, including the last 30 as a defensive coordinator or head coach. Phillips was named Texans defensive coordinator on Jan. 5, 2011.

Phillips has helped orchestrate 13 top-10 defensive performances and has helped lead teams to 12 playoff appearances, all of which have come since 1988, as a head coach or defensive coordinator. He has reached the playoffs in his first season with each of the last eight teams he has taken over as head coach or defensive coordinator, including the Houston Texans in 2011.

In 2011, Phillips earned recognition as the PFW/PFWA Assistant Coach of the Year after the Texans' defense finished second in the NFL with 285.7 yards allowed per game. Phillips installed a 3-4 scheme that yielded the third-largest single-year improvement since the 1970 AFL-NFL merger, flipping a unit that gave up 379.6 yards per game and ranked 31st in the NFL in 2010.

Phillips' current post with the Texans marks the second time he and head coach Gary Kubiak have been on the same sideline. Kubiak and Phillips' tenures overlapped with the Denver Broncos from 1989-91. Kubiak played for the club from 1983-91 and Phillips served as defensive coordinator from 1989-92 before taking over as the franchise's head coach from 1993-94.

Phillips, 65, served as head coach of the Dallas Cowboys from 2007 until midway through the 2010 season, compiling a 34-22 record (.607 winning pct.). Under Phillips, the Cowboys' defense gave up an average of 329.9 yards per game to rank 10th in the NFL during his tenure and played a key role in producing three straight winning seasons from 2007-09, including two playoff appearances and the franchise's first playoff win in 12 seasons in 2009. He owns a career coaching record of 83-66, including the postseason.

Prior to his tenure in Dallas, Phillips served as defensive coordinator for the San Diego Chargers from 2004-06. The Chargers gave up fewer than 20 points per game all three years Phillips was at the helm of the defense, posted three straight winning seasons and qualified for the playoffs in 2004 and 2006.

He served as interim head coach of the Atlanta Falcons for the final three games of 2003 after joining the franchise as defensive coordinator in 2002. From 1998-2000, Phillips was the head coach of the Buffalo Bills, compiling a 29-19 record and leading the team to two playoff appearances and the top overall defense in that time. Buffalo led the NFL in total defense in 1999, allowing only

266.2 yards and 14.3 points per game. Before taking the reins in Buffalo, he was the team's defensive coordinator from 1995-97.

Phillips' first coordinator position came with the New Orleans Saints from 1981-85. He then moved on to serve as defensive coordinator and linebackers coach for the Philadelphia Eagles from 1986-88. His NFL coaching career began in Houston, with the Oilers in 1976, serving on the staff of his father, legendary coach Bum Phillips, until 1980.

The Texans' defensive coordinator has strong ties to the city of Houston and the state of Texas, coaching at the high school, collegiate and professional levels in the Lone Star State. He was born in Orange, Texas and played his prep career at Port Neches-Grove High School in Port Neches. Phillips played linebacker at the University of Houston from 1966-68 and coached for the Cougars in 1969.

Phillips returned to his roots from 1970-72, serving as the defensive coordinator at Orange (Texas) High School. In 1973, he joined the Oklahoma State University staff, coaching linebackers for two seasons. Phillips was then hired to coach the defensive line at Kansas in 1975, his last season coaching in the college ranks.

Phillips and wife Laurie have one son, Wesley, who is an assistant offensive line coach with the Dallas Cowboys, and a daughter, Tracy, who is a professional actress, dancer and choreographer in Hollywood, Calif. He resides in Houston and is the only member of the Texans' coaching staff on Twitter (@sonofbum).

### PHILLIPS' COACHING LEDGER

- 2011-12: Defensive Coordinator, Houston Texans
- 2007-10: Head Coach, Dallas Cowboys
- 2004-06: Defensive Coordinator, San Diego Chargers
- 2002-03: Defensive Coordinator, Atlanta Falcons
- 1998-00: Vice President of Football Operations/  
Head Coach, Buffalo Bills
- 1995-97: Defensive Coordinator, Buffalo Bills
- 1993-94: Head Coach, Denver Broncos
- 1989-92: Defensive Coordinator, Denver Broncos
- 1986-88: Defensive Coordinator, Philadelphia Eagles
- 1981-85: Defensive Coordinator, New Orleans Saints
- 1977-80: Defensive Line, Houston Oilers
- 1976: Linebackers, Houston Oilers
- 1975: Defensive Line, University of Kansas
- 1973-74: Linebackers, Oklahoma State
- 1970-72: Defensive Coordinator, Orange H.S.
- 1969: Graduate Assistant, University of Houston



# COACHING STAFF

## WADE PHILLIPS

### HISTORICAL IMPROVEMENT

Houston's second-ranked defense was far and away the NFL's most improved unit in 2011, giving up 285.7 yards per game compared to 376.9 yards per game in 2010. The Texans defense is just as impressive in a historical context. **Houston's 91.2-yard-average improvement was the third-best since the 1970 AFL-NFL merger.**

### BIGGEST TURNAROUND DEFENSES SINCE THE

#### 1970 MERGER

Team	Season	G	Rush Yds	Pass Yds	Tot Yds	Tot Yds/G	Y1-Y2 Diff
Oakland	1997	16	2,246	3,870	6,116	382.3	
Oakland	1998	16	1,674	2,876	4,550	284.4	(97.9)
Atlanta	1976	14	2,577	2,001	4,578	327.0	
Atlanta	1977	14	1,858	1,384	3,242	231.6	(95.4)
Houston	2010	16	1,751	4,280	6,031	376.9	
Houston	2011	16	1,536	3,035	4,571	285.7	(91.2)
Pittsburgh	1989	16	2,008	3,541	5,549	346.8	
Pittsburgh	1990	16	1,615	2,500	4,115	257.2	(89.6)
Tennessee	1999	16	1,550	3,695	5,245	327.8	
Tennessee	2000	16	1,390	2,423	3,813	238.3	(89.5)
Chicago	1983	16	2,000	3,132	5,132	320.8	
Chicago	1984	16	1,377	2,486	3,863	241.4	(79.4)

### A COMPLETE TURNAROUND

Houston had the most improved defensive unit in the NFL in 2011. The Texans ranked fourth and gave up 17.4 points per game in 2011, 9.3 points per game less than the team gave up in 2010 (26.7), which ranked 29th in the NFL. That difference was the largest in the NFL from 2010-11.

### MOST IMPROVED SCORING DEFENSES, 2010-11

Team	2011 Rank	2011 Pts/Gm	2010 Rank	2010 Pts/Gm	Diff.
Houston	4	17.4	29	26.7	-9.3
San Francisco	2	14.3	16	21.6	-7.3
Seattle	7	19.7	25	25.4	-5.7
Dallas	16	21.7	31	27.3	-5.6
Jacksonville	11	20.6	27	26.2	-5.6

The Texans also gave up 91.2 fewer yards per game than they did in 2010 to lead the NFL.

### MOST IMPROVED TOTAL YARDAGE DEFENSES, 2010-11

Team	2011 Rank	2011 Yds/Gm	2010 Rank	2010 Yds/Gm	Diff.
Houston	2	285.7	30	376.9	-91.2
Jacksonville	6	313.0	28	371.8	-58.8
Washington	13	339.8	31	389.3	-49.5
Seattle	9	332.2	27	368.6	-36.4
Denver	20	357.8	32	390.8	-33.0

### PHILLIPS AS A COORDINATOR

#### NEW ORLEANS SAINTS (1981-85)

Year	Record	Def. Rnk	Total Defense	Total Pts. Allowed	Rnk
1981	4-12	12	343.3	23.6	24
1982 (Strike)	4-5	6	315.3	17.8	8t
1983	8-8	3	320.5	21.1	12
1984	7-9	5	333.4	22.6	19
1985	5-11	24	383.6	25.1	22

#### PHILADELPHIA EAGLES (1986-88)

Year	Record	Def. Rnk	Total Defense	Total Pts. Allowed	Rnk
1986	5-10-1	18	351.9	19.5	12
1987 (Strike)	7-8	26	380.1	25.3	25
1988	*10-6	28	380.9	19.9	14

#### DENVER BRONCOS (1989-92)

Year	Record	Def. Rnk	Total Defense	Total Pts. Allowed	Rnk
1989	*11-5	3	298.8	14.1	1
1990	5-11	22	352.1	23.4	23
1991	12-4	7	305.9	14.7	3
1992	8-8	23	337.5	20.6	19

#### BUFFALO BILLS (1995-97)

Year	Record	Def. Rnk	Total Defense	Total Pts. Allowed	Rnk
1995	*10-6	17	343.1	20.9	12t
1996	*10-6	10	317.4	16.6	6
1997	6-10	11	324.8	22.9	23

#### ATLANTA FALCONS (2002-03)

Year	Record	Def. Rnk	Total Defense	Total Pts. Allowed	Rnk
2002	*9-6-1	23	352	19.6	8
2003	5-11	32	394.6	26.4	30

#### SAN DIEGO (2004-06)

Year	Record	Def. Rnk	Total Defense	Total Pts. Allowed	Rnk
2004	*12-4	16	343.9	19.6	11
2005	9-7	16	327.3	19.5	13
2006	*14-2	10	323.5	18.9	7

#### HOUSTON TEXANS (2011-12)

Year	Record	Def. Rnk	Total Defense	Total Pts. Allowed	Rnk
2011	*10-6	2	285.7	17.4	4

\*Indicates playoff team





## JOHN BENTON OFFENSIVE LINE SEVENTH SEASON WITH TEXANS/NINTH NFL SEASON

John Benton is in his seventh season as the offensive line coach for the Houston Texans. Benton's offensive lines have provided protection and paved the way for some of the top individual and team offensive performances in the NFL in that time and have helped turn the Texans offense into one of the most productive in the League. Houston set team records for total offense each year from 2008-10 and has set franchise rushing records in each of the last two seasons.

Houston's offensive line led the charge in 2011 as the Texans set franchise records with 2,448 rushing yards (153.0 per game) and 546 rushing attempts, and ranked second in the NFL. The run game excelled in the playoffs, averaging 159.5 yards per game in helping the Texans reach the Divisional round. The dominant rushing game also helped set a franchise-record 32:41 average time of possession to the lead the NFL.

The 2011 Texans had two running backs rush for more than 900 yards in a season for the first time in franchise history, with Arian Foster finishing fifth in the NFL with 1,224 yards and Ben Tate rushing for 942 yards. Foster and Tate both rushed for more than 100 yards in the same game twice during the season, making Houston just the sixth team since 1985 to accomplish the feat. Center Chris Myers was selected to the Pro Bowl, a first for a Texans lineman, and left tackle Duane Brown earned second-team AP All-Pro and PFW/PFWA All-AFC honors.

Benton's unit paved the way for another record-setting season for Houston's offense in 2010. The Texans

ranked third in the NFL in 2010 with a franchise-record 6,186 yards of offense (386.6 yards per game) and seventh with a franchise rushing record 127.6 yards per game. The team set a franchise record with 390 points (24.4 points per game) scored and helped Foster lead the NFL in rushing and touchdowns scored. Foster set franchise records with 1,616 yards rushing, the most yards ever in a season for an undrafted player, and 18 total touchdowns. It was the third-straight season Houston's offense finished among the NFL's top-five offenses.

In 2009, the line provided protection for the NFL's leading passer, quarterback Matt Schaub, who threw for 4,770 yards and 29 touchdowns. Overall, the offense ranked fourth in the League, averaging 383.1 yards per game. The passing attack netted a League-best 290.9 yards per game and gave up the fifth-fewest sacks in the League with 25.

In 2008, Benton's line featured the same starting lineup for all 16 games, a first in team history. The line paved the way for rookie running back Steve Slaton to set a then-franchise record with 1,282 rushing yards, while the 32 sacks allowed were the third-fewest in team history. The 2008 offense ranked third in the NFL, gaining 6,113 total yards.

Stellar pass protection has been a hallmark of Benton's lines in Houston. Despite using eight different starting lineups in 2006, Benton's first season, the Texans surrendered 25 fewer sacks than in 2005. On the ground, the line improved throughout the year and helped the team average 123.4 rushing yards per game in the second half of the season.

The line was even better in 2007, cutting the sack total in half from 2006, allowing 22 on the year, which set a team record. The record-low sack total came while the team attempted a then-record-high 529 passes. The line also paved the way for the team to rush for 1,586 yards and 12 touchdowns.

Benton spent two years working with the St. Louis Rams offensive line prior to joining the Texans' staff. As the Rams' assistant offensive line coach in 2004, Benton helped St. Louis reach the playoffs as a Wild Card team and advanced to the Divisional round with an offensive line led by Pro Bowl left tackle Orlando Pace. The Rams' offensive line helped St. Louis finish fourth in the NFL with 252.3 passing yards per game and produce 1,496 yards on the ground.

In 2005, Benton was promoted to offensive line coach and his unit blocked for running back Stephen Jackson's first career 1,000-yard season. Rams running

### BENTON'S LINE LEADING THE WAY

Houston's offensive line has blocked for 19 100-yard rushing performances since the start of the 2010 season, the most in the NFL in that time. The Texans' line blocked for eight 100-yard performances in 2010 and 11 in 2011, including two in both Week 7 at Tennessee and Week 9 against Cleveland. Houston was 7-2 in 2011 when having a 100-yard rusher.

#### 100-YARD RUSHING PERFORMANCES, 2010-11

Team	100-Yard Games
Houston Texans	19
Jacksonville Jaguars	15
Atlanta Falcons	14
Oakland Raiders	12
Tennessee Titans	12
Philadelphia Eagles	12



# COACHING STAFF

## JOHN BENTON

backs averaged 1,579 rushing yards during Benton's two years as the line coach.

Benton lettered at Colorado State from 1983-86 and earned honorable mention All-WAC accolades during his junior and senior seasons. He was a graduate assistant at Colorado State from 1987-90 before moving on to California University (Pa.), where he coached the offensive line and also served as the recruiting coordinator until 1994.

Benton returned to his alma mater in 1996, where he served as offensive line coach until 2000 and added responsibilities as the co-offensive coordinator from 2000-03, sharing duties with current Texans offensive assistant Dan Hammerschmidt from 2001-03.

A Durango, Colo. native, he and his wife Nicole, have two daughters, Gabrielle and Paige. The family resides in Sugar Land.

## BENTON'S COACHING LEDGER

- 2006-12: Offensive Line, Houston Texans
- 2005: Offensive Line, St. Louis Rams
- 2004: Assistant Offensive Line, St. Louis Rams
- 2000-03: Co-Offensive Coordinator/Offensive Line, Colorado State
- 1995-00: Offensive Line, Colorado State
- 1990-94: Offensive Line/Recruiting Coordinator, California University (Pa.)
- 1987-90: Graduate Assistant, Colorado State



## PERRY CARTER

### ASSISTANT DEFENSIVE BACKS

### SEVENTH SEASON WITH TEXANS/SEVENTH NFL SEASON

Perry Carter is in his seventh season as a coach with the Texans and his third as assistant defensive

backs coach.

Carter worked closely with defensive backs coach Vance Joseph in 2011 to help Houston's secondary become one of the most improved units in the NFL. In 2011, Houston ranked third in pass defense, giving up 189.7 yards per game, after finishing 30th in 2010 with 267.5 yards per game. The Texans had the NFL's lowest pass completion percentage allowed (51.9), ranked second with 6.17 yards per attempt allowed and had the second-lowest opponent passer rating at 69.0.

Carter also worked with the defensive backs in his five previous seasons with the Texans, including his four seasons as a defensive assistant. He originally joined the Texans staff through the NFL's Minority Coaching Fellowship program during the 2006 training camp.

Carter's coaching career began in 2004 as the secondary coach at Texas A&M-Commerce. He worked in private business in 2005, then returned to coaching with NFL Europa's Hamburg Sea Devils as a defensive backs/defensive assistant in the summer of 2006. Carter also worked with the special teams in Hamburg.

The 40-year-old Carter, a native of McComb, Miss., earned four letters playing cornerback at Southern Mississippi from 1990-94. Carter was drafted by the Arizona Cardinals in the fourth round (107th pick overall) of the 1994 NFL Draft, and played for the Kansas City Chiefs in 1995 and the Oakland Raiders from 1996-98.

Carter also played five seasons in the Canadian Football League with the Edmonton Eskimos (2000-01), Montreal Alouettes (2002) and British Columbia Lions (2003-04).

Carter and his wife, Nicole, live in Houston with their daughter, Bria, and son, Perry Jr.

## CARTER'S COACHING LEDGER

- 2010-12: Assistant defensive backs, Houston Texans
- 2006-09: Defensive assistant, Houston Texans
- 2006: Defensive backs/defensive assistant, Hamburg Sea Devils (NFL Europa)
- 2004: Secondary, Texas A&M-Commerce





## KARL DORRELL QUARTERBACKS FIRST SEASON WITH TEXANS/EIGHTH NFL SEASON

Karl Dorrell joined the Houston Texans coaching staff as quarterbacks coach on Feb. 10, 2012.

Dorrell brings 24 years of collegiate and professional coaching experience to the Texans, including the last four seasons with the Miami Dolphins.

In 2011, Dorrell oversaw a career season for Dolphins quarterback Matt Moore, who took over as the team's starter in Week 5. Moore set career highs with 210 completions on 347 attempts for 2,497 yards and 16 touchdowns. He ranked fourth among AFC passers with an 88.7 passer rating after taking over as the starter and tied or set single-game career highs for passer rating, touchdown passes and longest touchdown pass.

From 2008-10, Dorrell served as the Dolphins' wide receivers coach. In 2010, Dolphins wide receivers Brandon Marshall and Davone Bess combined for 165 receptions, the fourth-highest total by a duo in the NFL. Bess totaled 209 receptions from 2008-10 under Dorrell's guidance, the most by any Dolphins player in his first three years with the team.

Dorrell joined the Dolphins following a five-year stint as head coach at UCLA, where he compiled a 35-27 record and led the Bruins to a bowl appearance each year from 2003-07. In 2005, Dorrell was named the Pac-10 Conference co-Coach of the Year after leading UCLA to a 10-2 record, a No. 13 national ranking in the USA Today Coaches' Poll and a Sun Bowl victory against Northwestern.

Prior to coaching at UCLA, Dorrell was wide receivers coach with the Denver Broncos from 2000-02, serving with current Texans head coach Gary Kubiak, offensive coordinator Rick Dennison and tight ends coach Brian Pariani. Wide receiver Rod Smith posted a pair of 100-reception seasons, earned his first two Pro Bowl selections and eclipsed the 1,000-yard mark three times under Dorrell. In 2000, wide receiver Ed McCaffrey posted 101 receptions for 1,317 yards and combined with Smith for 201 receptions, 2,919 receiving yards and 17 touchdowns.

Dorrell also worked with the Broncos' staff during training camp in 1993 and 1999 as part of the NFL's Minority Coaching Fellowship program.

In 17 seasons as a head coach or assistant coach at the collegiate level, Dorrell was part of 10 winning records and 12 bowl appearances. Dorrell served as a collegiate assistant for 12 seasons, including seven years as an offensive coordinator. He began his coaching career at UCLA as a graduate assistant in 1988 before moving on to Central Florida (wide receivers,

1989), Northern Arizona (offensive coordinator/wide receivers, 1990-91), Colorado (wide receivers, 1992-93) and Arizona State (wide receivers, 1994); Dorrell returned to Colorado from 1995-98 (offensive coordinator/wide receivers) before coaching at Washington (offensive coordinator/wide receivers, 1999).

Dorrell played wide receiver at UCLA from 1982-86, where he helped the Bruins win three Rose Bowls. He was an honorable mention All-America receiver at Helix High School in San Diego, where he was a classmate and teammate of Texans offensive assistant Dan Hamersmidt.

Dorrell and his wife, Kim, have two children, Chandler and Lauren.

### DORRELL'S COACHING LEDGER

- 2012: Quarterbacks, Houston Texans
- 2011: Quarterbacks, Miami Dolphins
- 2008-10: Wide receivers, Miami Dolphins
- 2003-07: Head coach, UCLA
- 2000-02: Wide receivers, Denver Broncos
- 1999: Offensive coordinator, University of Washington
- 1995-98: Offensive coordinator, Colorado
- 1994: Wide receivers, Arizona State
- 1992-93: Wide receivers, Colorado State
- 1990-91: Offensive coordinator, Northern Arizona
- 1989: Wide receivers, Central Florida





## DAN HAMMERSCHMIDT

### OFFENSIVE ASSISTANT

#### FIRST SEASON WITH TEXANS/FIRST NFL SEASON

Dan Hammerschmidt joined the Houston Texans coaching staff as an offensive assistant on Feb. 14, 2012

after coaching 26 years in the collegiate ranks.

Hammerschmidt has coached in 11 bowl games and spent 19 of the previous 26 seasons coaching at Colorado State, spanning three different tenures. He previously coached in Houston as wide receivers coach at Rice in 2008, mentoring current Texans fullback James Casey and former Jacksonville wide receiver Jarett Dillard in their final collegiate seasons.

A graduate of CSU, Hammerschmidt began his coaching career at his alma mater as a student assistant in 1986, followed by stints at TCU (1987), Duke (1988-94) and Virginia Military Institute (1995). He returned to CSU in 1996 as wide receivers coach and took over as the Rams' co-offensive coordinator and quarterbacks coach from 2001-07. Hammerschmidt shared coordinator duties with Texans offensive line coach John Benton from 2001-03 and also served on the CSU staff with Texans assistant wide receivers coach Marc Lubick from 2001-02.

Following the 2008 season at Rice, Hammerschmidt served as the assistant head coach/wide receivers and tight ends coach at Wyoming in 2009 before returning for a third tenure at CSU in 2010 as wide receivers coach and passing game coordinator.

A standout athlete at San Diego's Helix High School where he was a classmate and teammate of Texans

quarterbacks coach Karl Dorrell, Hammerschmidt went on to be a four-year starter at safety at CSU from 1982-85 and led the team in interceptions as a senior.

Hammerschmidt graduated from CSU in 1987 with a degree in business economics. He has two children, Holly and Michael. His brother, Jeff, was Texans linebacker Brooks Reed's position coach at the University of Arizona and now serves as the special teams coordinator and running backs coach at CSU.

### HAMMERSCHMIDT'S COACHING LEDGER

- 2012: Offensive assistant, Houston Texans
- 2010-11: Wide receivers/passing game coordinator, Colorado State
- 2009: Assistant head coach/wide receivers and tight ends, Wyoming
- 2008: Wide receivers, Rice
- 2001-07: Co-offensive coordinator/quarterbacks, Colorado State
- 1996-00: Wide receivers, Colorado State
- 1995: Secondary, Virginia Military Institute
- 1989-94: Secondary, Duke
- 1988: Outside linebackers/special teams, Duke
- 1987: Graduate assistant, TCU
- 1986: Student assistant, Colorado State



## CHICK HARRIS

### RUNNING BACKS

#### 11TH SEASON WITH TEXANS/32ND NFL SEASON

Chick Harris is in his 11th season as running backs coach for the Houston Texans. Harris and special teams coordinator Joe Marciano are the only coaches to have been with the team since its inception in 2002. He has 31 years of NFL coaching experience and has mentored eight running backs who have eclipsed the 1,000-yard mark in a season a collective 14 times.

In 2011, Arian Foster and Ben Tate became the first backfield duo in franchise history to rush for more than 900 yards apiece in a season. Foster earned his second consecutive Pro Bowl selection, finished fifth in the NFL with 1,224 yards rushing and was third with 1,841

yards from scrimmage despite missing three and a half games. Tate was second on the team with 942 yards on the ground in his first full NFL season. The duo rushed for more than 100 yards in the same game twice, making Houston just the sixth team since 1985 to accomplish the feat.

Harris has turned in impressive coaching performances seemingly every year, no matter who is carrying the ball, but 2010 was one of his finest as both fullback Vonta Leach and Foster earned AP First Team All-Pro and Pro Bowl honors. Foster led the NFL with franchise records of 1,616 yards rushing, 2,220 total yards from scrimmage and 18 touchdowns scored. He also set a



# COACHING STAFF

## CHICK HARRIS

franchise single-game record with 231 yards in the 2010 season opener against Indianapolis. Veteran Derrick Ward helped Houston rush for 2,042 yards, a franchise record at the time, contributing 315 yards on 50 carries (6.3 average).

In 2009, the Texans had four backs each rush for at least 250 yards, led by Steve Slaton, who finished with 437 yards in an injury-shortened season. Veteran Ryan Moats rushed for a career-high 390 yards, while Foster, then a rookie, rushed for 216 of his 257 yards in the last two games.

In 2008, Slaton, then a rookie third-round draft pick, started the final 15 games and won the rookie rushing title with a franchise-record 1,282 yards. Slaton led all AFC players with 1,659 total yards from scrimmage, and his five 100-yard rushing days were also a team single-season record.

Harris leaned on 2006 leading rusher Ron Dayne, who produced a team- and career-high 773 yards and six touchdowns in 2007. Rookie undrafted free agent Darius Walker came on late in the year and ran for 264 yards in the last four games.

Dayne led a committee of running backs with 612 yards and five touchdowns, including a career-high 153 yards and two touchdowns to lead Houston to its first-ever win over Indianapolis in 2006. Houston was one of three teams to have three different players rush for at least 90 yards in a game, and the Texans were the only team that had a pair of rookies each top the 90-yard mark in a game.

Harris helped Domanick Williams earn the 2003 Diet Pepsi Rookie of the Year award and develop into a two-time 1,000-yard rusher. Williams, drafted in the fourth round in 2003, is the franchise's all-time leading rusher with 3,195 career yards.

During Harris' seven-year tenure with the Panthers, injuries forced the club to suit up a bevy of running backs, which included Tshimanga Biakabutuka, Richard Huntley, Brad Hoover, Fred Lane, Anthony Johnson and Derrick Moore. Harris helped Carolina set an expansion record with seven wins in 1995 and also helped the Panthers reach the NFC Championship Game the following season.

Harris launched his NFL coaching career with the Buffalo Bills in 1981, coaching two seasons. He entered the coaching profession at Colorado State in 1970, coaching three seasons before heading to Long Beach State. After one season at Long Beach, Harris joined the Detroit Wheels of the World Football League in 1974. He then moved on to the University of Washington, where he spent six seasons, helping the Huskies to two bowl wins, including a Rose Bowl victory against Michigan.

Harris lettered in football and track at Northern Arizona, where he is a member of the Lumberjacks' athletic hall of fame.

Born in Durham, N.C., Harris attended Long Beach (Calif.) Poly High School. He has a son, Tyler, and a daughter, Tarana. Harris and his wife, Karen, have a daughter, Kara. The family lives in Sugar Land.

## HARRIS' MILLENIUM RUSHERS

### 1,000-YARD PERFORMANCES UNDER HARRIS

Year	Team	Back	Att.	Yds	Avg.	TD
1981	Buffalo	Joe Cribbs	257	1,097	4.3	3
1983	Seattle	Curt Warner	335	1,449	4.3	13
1985	Seattle	Curt Warner	291	1,094	3.8	8
1986	Seattle	Curt Warner	319	1,481	4.6	13
1988	Seattle	Curt Warner	266	1,025	3.9	10
1992	L.A. Rams	Cleveland Gary	279	1,125	4.0	7
1993	L.A. Rams	Jerome Bettis	294	1,429	4.9	7
1994	L.A. Rams	Jerome Bettis	319	1,025	3.2	3
1996	Carolina	Anthony Johnson	300	1,120	3.7	6
2003	Houston	Domanick Williams	238	1,031	4.3	8
2004	Houston	Domanick Williams	302	1,188	3.9	13
2008	Houston	Steve Slaton	268	1,282	4.8	9
2010	Houston	Arian Foster	327	1,616	4.9	16
2011	Houston	Arian Foster	278	1,224	4.4	10

## HARRIS' COACHING LEDGER

2002-12:	Running Backs, Houston Texans
1995-01:	Running Backs, Carolina Panthers
1994:	Offensive Coordinator, Los Angeles Rams
1992-93:	Running Backs, Los Angeles Rams
1983-91:	Offensive Backfield, Seattle Seahawks
1981-82:	Running Backs, Buffalo Bills
1975-80:	Defensive Backs, University of Washington
1974:	Wide Receivers, Detroit Wheels (World Football League)
1973:	Wide Receivers, Long Beach State
1970-72:	Wide Receivers, Colorado State





## REGGIE HERRING LINEBACKERS FOURTH SEASON WITH TEXANS/SEVENTH NFL SEASON

Reggie Herring is in his fourth season overall with the Texans and the second year of his second tenure as

Houston's linebackers coach. Herring re-joined the Texans with the hiring of defensive coordinator Wade Phillips as linebackers coach in 2011.

Herring's linebackers played a pivotal role in Houston undergoing the third-largest defensive improvement in NFL history since the 1970 AFL-NFL merger in 2011. The Texans ranked second in the NFL in total defense, allowing 285.7 yards per game, after giving up 376.9 yards per game and ranking 30th in 2010. Houston's linebackers accounted for 27 of a franchise-record 44 sacks, which ranked sixth in the NFL.

In 2011, inside linebacker Brian Cushing earned second-team AP All-Pro recognition and led the team with 114 tackles. Connor Barwin made the transition to outside linebacker from defensive end and tied for third in the AFC with a team-high 11.5 sacks. Barwin also set a franchise single-game record with 4.0 sacks at Jacksonville on Nov. 27. Outside linebacker Brooks Reed set a Texans rookie record with 6.0 sacks on the season.

Herring also made the defensive calls in Weeks 15 and 16 of the regular season while Phillips recovered from surgery.

From 2002-03, Herring served as the Texans linebackers coach and helped former Texans linebacker Jamie Sharper lead the NFL with 166 tackles in 2003. Sharper's tackle total from 2003 still stands as the Texans single-season standard. Linebacker Jay Foreman joined Sharper in posting back-to-back seasons with more than 130 tackles during Herring's first two years with the team.

Prior to re-joining the Texans staff, Herring was the Dallas Cowboys linebackers coach from 2008-10, while Phillips was head coach. Dallas linebacker DeMarcus Ware led the NFL with a combined 46.5 sacks in that time, including the second-most sacks ever by a linebacker in a season and League-best 20.0 in 2008. Former Cowboy and current Texans linebacker Bradie James led the team with 202 tackles in 2008, making him the second player in Cowboys history to surpass the 200-tackle mark in a season. The Cowboys top-three tacklers were from Herring's linebacker corps all three seasons he was in Dallas.

Herring was named defensive coordinator at Texas A&M on former Texans offensive coordinator Mike Sherman's staff early in 2008, but left a month later to take his position with the Cowboys.

In addition to his successes as an NFL coach, Herring spent 25 years in the collegiate ranks coaching some of the country's best defenses, and coached in 18 bowl games overall. From 2005-07, Herring was the defen-

sive coordinator and linebackers coach at the University of Arkansas and served as the interim head coach for the Razorbacks in the 2008 AT&T Cotton Bowl Classic. Herring's defense helped Arkansas win the 2006 South-eastern Conference Western Division and earn two postseason bowl berths. In 2006, Herring was a finalist for the Broyles Award, given annually to the nation's top assistant coach.

Before going to Arkansas, Herring served as the defensive coordinator at North Carolina State in 2004, where the Wolfpack led the country in total defense (221.4 yards per game), pass efficiency defense, and was second in total pass defense. Herring helped coach former Texan Mario Williams to an All-America performance.

Herring coached linebackers at Clemson from 1994-2001, and added the title of defensive coordinator in 1997. Seven of Herring's linebackers were drafted during his tenure at Clemson, including Anthony Simmons, who was taken 15th overall by Seattle in 1998. In 2000, he coached Butkus Award finalist Keith Adams, who also led the NCAA in tackles.

Herring's first coordinator experience came at TCU from 1992-93. He coached linebackers at Auburn from 1986-91, winning three SEC championships. His coaching career began in 1981 as a graduate assistant on Jimmy Johnson's staff at Oklahoma State, where he was the linebackers coach from 1982-85.

A Florida State Hall of Fame selection in 1989, Herring was a three-year starting linebacker for head coach Bobby Bowden from 1978-80. He led the Seminoles in tackles all three years and is still the third-leading tackler in FSU history. He was a team captain as a senior and played in the Tangerine Bowl and the Orange Bowl twice.

The 53-year-old Myrtle Beach, S.C. native, is married to the former Lisa Ward of Griffin, Ga. The couple has a daughter, Caroline, 26, and a son, Adam, 23.

### HERRING'S COACHING LEDGER

- 2011-12: Linebackers, Houston Texans
- 2008-10: Linebackers, Dallas Cowboys
- 2007: Interim Head Coach/Cotton Bowl, Arkansas
- 2005-07: Defensive Coordinator/Linebackers, Arkansas
- 2004: Defensive Coordinator, North Carolina St.
- 2002-03: Linebackers, Houston Texans
- 1997-01: Defensive Coordinator/Linebackers, Clemson
- 1994-96: Linebackers, Clemson
- 1992-93: Defensive Coordinator, TCU
- 1986-91: Linebackers, Auburn
- 1982-85: Linebackers, Oklahoma State
- 1981: Graduate Assistant, Oklahoma State





# COACHING STAFF



## VANCE JOSEPH DEFENSIVE BACKS SECOND SEASON WITH TEXANS/EIGHTH NFL SEASON

Vance Joseph is in his second season as the Houston Texans defensive backs coach and was hired on Feb. 11, 2011. Joseph spent the previous six seasons with the San Francisco 49ers, including the last five as the secondary coach.

Joseph's first year with the Texans yielded dramatic returns in pass defense. The 2011 Texans were third in the NFL in overall pass defense, allowing 189.7 yards per game compared to the 267.5 net passing yards it allowed in 2010, which ranked last in the NFL. Houston led the NFL with a 51.9 opponent completion percentage and held opposing quarterbacks to a 69.0 passer rating. Cornerback Johnathan Joseph tied for the team lead with four interceptions and earned his first career Pro Bowl berth under Vance Joseph's direction.

In 2010, Joseph's defensive backs keyed the NFL's top third-and-long defense, stopping opposing offenses nearly 80 percent of the time. Joseph's secondary led the 49ers defensive effort in 2009, recording 21 of the team's 33 takeaways, helping result in the NFL's largest turnover ratio improvement from 2008 to 2009 (plus-26). San Francisco also led the NFL in opponent passer rating inside its own 30-yard line in 2009, with a stingy 53.5 mark. Free safety Dashon Goldson had a breakout year with three interceptions and a career-high 114 tackles.

In 2008, the 49ers gave up the second-fewest pass plays of 20-plus yards in the NFL and allowed the third-fewest passing yards in the NFL over the last five games of the season, giving up just 887 yards through the air in that span.

Prior to his stint with the 49ers, Joseph spent six years coaching in the college ranks. He served as defensive backs coach at Wyoming (2002), Colorado (2002-03) and Bowling Green (2004) before moving on to join Mike Nolan's staff in San Francisco as the secondary assistant.

Joseph began his coaching career at his alma mater, Colorado, serving as a graduate assistant from 1999-2001.

Joseph made the transition from college quarterback back at Colorado from 1990-94, to NFL cornerback. Joseph signed and played with the New York Jets as an undrafted free agent in 1995 and played for the Indianapolis Colts in 1996, compiling two interceptions in 17 career games.

Born and raised in Marrero, La., Joseph earned his bachelor's degree in marketing from Colorado in 1994.

### JOSEPH'S COACHING LEDGER

- 2011-12: Defensive Backs, Houston Texans
- 2006-10: Defensive Backs, San Francisco 49ers
- 2005: Assistant Secondary Coach, San Francisco 49ers
- 2004: Defensive Backs, Bowling Green
- 2002-03: Defensive Backs, Colorado
- 2002: Defensive Backs, Wyoming
- 1999-01: Graduate Assistant, Colorado

### TEXANS FLIP THE SCRIPT ON PASS DEFENSE

The Texans were third in the NFL in overall pass defense in Vance Joseph's first year on staff, allowing 189.7 passing yards per game compared to the 267.5 net passing yards the 2010 defense allowed, which ranked last in the NFL. In addition to cutting down the number of yards it allowed through the air, Houston's defense improved in every significant passing category. The Texans led the NFL with a 51.9 opponent completion percentage and had the second-lowest opponent passer rating, 69.0. Houston also had more interceptions (17 to 14) and sacks (44 to 30) than it had the previous year.

#### HOUSTON PASS DEFENSE COMPARISON 2011-10

	Pct	Y/A	Y/C	TD%	Int	Int%	Lg	Sack	Sk%	Lost	Rate
2011	51.9	6.17	11.91	3.3	17	3.2	56	44	7.6	283	69.0
2010	64.7	8.22	12.71	6.0	13	2.4	73t	30	5.2	219	100.5
+/-	-13.6	-2.05	-.80	-2.7	+4	+0.8	-	+14	+2.4	+64	-31.5

#### HOUSTON PASS DEFENSE RANKING COMPARISON 2011-10

	Pct	Y/A	Y/C	TD%	Int	Int%	Lg	Sack	Sk%	Lost	Rate
2011	1	2	12	6	13t	14	-	6	5	6	2
2010	27	31	28	30	23t	25	-	23t	26	21	32





## **BOBBY KING** **ASSISTANT LINEBACKERS** **SECOND SEASON WITH TEXANS/THIRD NFL SEASON**

Bobby King is in his second season with the Houston Texans and first as assistant linebackers coach. King joined the Texans as a defensive assistant in 2011 and was promoted to his current position in March 2012. He has spent his entire collegiate and pro coaching career in the state of Texas.

In 2011, King's efforts helped produce the third-largest defensive improvement in NFL history since the 1970 AFL-NFL merger. The Texans ranked second in the NFL in total defense with 285.7 yards per game after giving up 376.9 yards per game and ranking 30th in 2010.

King came to the Texans after serving as the defensive quality control/assistant linebackers coach for the Dallas Cowboys in 2010 where he worked directly under Texans linebackers coach Reggie Herring and defensive coordinator Wade Phillips. Prior to his tenure in Dallas, King was the defensive line coach at West Texas A&M University in 2008-09, and helped the 2009 team reach its first bowl game since 1967.

From 2006-07, King worked with the defensive line as a graduate assistant at Baylor. In 2005, King ended his

first stint at WTAMU by helping the team win the Lone Star Conference championship and make the school's first NCAA Division II Playoff appearance.

King began his coaching career as a student assistant at his alma mater, Texas-El Paso, working with the defensive line from 2002-03. He was a three-year letter winner and two-year starter at UTEP on the defensive line from 1998-2000.

King and his wife, Elizabeth, have a son, Jack Robert, who was born in March.

### **KING'S COACHING LEDGER**

- 2011-12: Defensive Assistant, Houston Texans
- 2010: Defensive Quality Control/  
Assistant Linebackers, Dallas Cowboys
- 2008-09: Defensive Line, West Texas A&M
- 2006-07: Graduate Assistant (Defensive Line),  
Baylor
- 2005: Defensive Line, West Texas A&M
- 2002-03: Student Assistant, UTEP



## **LARRY KIRKSEY** **WIDE RECEIVERS** **SIXTH SEASON WITH TEXANS/16TH NFL SEASON**

Larry Kirksey is in his sixth season as the wide receivers coach for the Texans and his 16th year coaching NFL wide receivers. Kirksey has coached some of the best wide receivers in NFL history, including four who have more than 850 career receptions: Jerry Rice (1,549), Terrell Owens (1,078), Derrick Mason (943) and Jimmy Smith (862).

Kirksey's star pupil in Houston is five-time Pro Bowler Andre Johnson. In five seasons under Kirksey's tutelage, Johnson has averaged an NFL-best 93.5 yards per game, led the League in receiving yards in 2008 and 2009, and led the NFL in receptions in 2008. Johnson joined Rice as the only receivers in NFL history to lead the League in receiving yards in consecutive seasons and joined Marvin Harrison as the only receivers to surpass 1,500 yards in back-to-back years.

The emergence of Houston's run game and injuries to its quarterbacks and receiving corps saw the receiving numbers decline from recent years, but the Texans receivers were not without success in 2011. Despite missing nine games to injury, Johnson caught 33 passes

for 492 yards for an average of 14.9 yards, his third consecutive season averaging more than 14 yards per catch. Once healthy in the playoffs, Johnson totaled 13 receptions for 201 yards (15.5 average). Kevin Walter led the Texans receivers with 39 receptions for 474 yards (12.2 average) and three touchdowns, including the game-winning grab in a playoff-clinching win at Cincinnati in December. Jacoby Jones caught 31 passes for 512 yards (16.5 average) and two scores.

Houston's receivers put up big numbers in leading the NFL's third-ranked offense in 2010. Despite injury, Johnson led the team and ranked sixth in the NFL with 86 receptions for 1,216 yards and eight touchdowns to earn another Pro Bowl selection. Walter had his fourth-straight 50-catch, 600-yard season under Kirksey, with 51 receptions for 621 yards. Jones set career highs with 51 receptions for 562 yards.

The receiving corps was a team strength in 2009 as the Texans led the NFL in passing offense at 290.9 yards per game. In addition to Johnson, Walter caught 53 passes for 611 yards while Jones emerged as a big-play threat, averaging a touchdown every 4.5 receptions. David An-



# COACHING STAFF

## LARRY KIRKSEY

erson turned in a career year with 38 receptions for 370 yards.

In 2008, Johnson led the NFL with career-highs of 115 receptions and 1,575 receiving yards. The franchise's all-time leading receiver earned Associated Press first-team All-Pro honors and started for the AFC in the Pro Bowl. Johnson teamed with Walter for the most prolific receiving tandem in the League, combining for 2,474 receiving yards. Walter's 899 yards were a career high and he shared the team lead with Johnson with eight touchdown receptions.

In his first year with the Texans, Kirksey oversaw a group that had three players top 700 receiving yards, making Houston one of just four teams to achieve that feat. The unit's depth was tested when Johnson missed seven games due to injury, but fellow receivers Walter and André Davis stepped up to fill the void. Walter set career highs with 65 receptions, 800 yards and four touchdowns. He led the team in receptions and he was second in receiving yards. Davis emerged as one of the best deep threats in the NFL, averaging nearly 18 yards per catch. Despite playing in just nine games, Johnson once again led the team with 851 receiving yards and eight touchdowns.

Prior to joining the Texans staff, Kirksey helped lead Middle Tennessee State to the 2006 Sun Belt Conference title and a Motor City Bowl win as the assistant head coach and running backs coach for the Blue Raiders in 2005. He was a volunteer coach for the Denver Broncos in 2004.

Kirksey spent 2003 as the wide receivers coach with the Jacksonville Jaguars, where Jimmy Smith led the team with 54 receptions despite missing four games. From 2001-02, Kirksey coached wide receivers for the Detroit Lions. In 2001, Johnnie Morton finished the year 12th in the NFL with 1,154 receiving yards and the Lions finished sixth in the league with 224.8 yards per game.

A Kentucky native, Kirksey served as assistant head coach and was in charge of the wide receivers at Texas A&M in 2000. That year, he helped lead the Aggies to a berth in the Independence Bowl while injecting hints of the West Coast offense.

In 1994, Kirksey began his NFL coaching career with the responsibility of coaching the NFL's all-time reception and receiving yards leader, Rice. Under Kirksey, Rice set an NFL record with 1,848 receiving yards, and had a career-high 122 receptions in 1995. From 1994-99 Rice caught 606 passes for 6,666 yards. Kirksey's receivers helped set a Super Bowl record in Super Bowl XXIX with six touchdown catches, including three by Rice.

From 1990-93, Kirksey coached running backs for Alabama, where he helped lead the Crimson Tide to a national championship in 1992. Kirksey's running backs led the SEC with 252 rushing yards per game. He coached running backs at the University of Florida under Charlie Pell and Galen Hall from 1984-88. During his tenure at Florida, he coached star running backs Lorenzo Hampton, Neal Anderson, John L. Williams and Emmitt Smith. After leaving Florida, Kirksey spent one year as running backs coach at Pittsburgh. Prior to joining the Gators, Kirksey gained valuable experience by taking over head coaching duties at Kentucky State in 1983.

Kirksey got his start in coaching as the wide receivers/tight end coach at Miami of Ohio in 1974, and remained there for three seasons before joining the staff at Kentucky. He also coached wide receivers and tight ends for the Wildcats from 1977-81, then spent the 1982 campaign coaching the same positions at Kansas.

Kirksey earned a bachelor's degree from Eastern Kentucky in 1974, where he was a four-year letterman and three-year starter at wide receiver. As a senior, he earned all-conference honors. He was out of coaching in 2005 while serving as deputy executive director of the Kentucky Sports Authority.

He and wife Anita have two children, Jessica and Jared.

## KIRKSEY'S COACHING LEDGER

- 2007-12: Wide Receivers, Houston Texans
- 2006: Asst. Head Coach/Running Backs, Middle Tennessee
- 2004: Asst. Special Teams/ Volunteer, Denver Broncos
- 2003: Wide Receivers, Jacksonville Jaguars
- 2001-02: Wide Receivers, Detroit Lions
- 2000: Asst. Head Coach/Wide Receivers, Texas A&M
- 1994-99: Wide Receivers, San Francisco 49ers
- 1990-93: Running Backs, Alabama
- 1989: Running Backs, University of Pittsburgh
- 1984-88: Running Backs, Florida
- 1983: Head Coach, Kentucky State
- 1982: Wide Receivers/Tight Ends, Kansas
- 1977-81: Wide Receivers/Tight Ends, Kentucky
- 1974-76: Quarterbacks/Wide Receivers/Tight Ends, Miami (Ohio)

## KIRKSEY AND THE TOP 50

### TOP 50 RECEPTIONS LEADERS COACHED BY KIRKSEY

Rnk	Player	Rec.	Yds	Years Coached	Team
1	Jerry Rice	1,549	22,895	1994-99	SF
6	Terrell Owens	1,078	15,934	1996-99	SF
11	Derrick Mason	943	12,061	2011	HOU
15†	Jimmy Smith	862	12,287	2003	JAX
34	Andre Johnson	706	9,656	2007-12	HOU
42	Herman Moore	670	9,174	2001	DET





## MARC LUBICK

### ASSISTANT WIDE RECEIVERS

### THIRD SEASON WITH TEXANS/FIFTH NFL SEASON

Marc Lubick is in his third season with the Houston Texans and first as assistant wide receivers coach.

Lubick joined the Texans as an offensive assistant on Feb. 11, 2010 and was promoted to his current position on Feb. 14, 2012.

The Texans offense set a franchise record for total offense in 2010, as well as franchise rushing records in 2010 and 2011 with Lubick on staff. Entering the 2012 season, Houston ranks fourth in the NFL with 140.3 rushing yards per game, is tied for the NFL lead with 38 combined rushing touchdowns and set franchise rushing records in consecutive years in Lubick's first two seasons working with the offense.

The 2011 Texans set franchise records with 2,448 rushing yards (153.0 per game) and 546 rushing attempts to rank second in the NFL; and excelled in the postseason, averaging 159.5 rushing yards per game in helping the Texans reach the Divisional round of the playoffs. In 2010, Houston set franchise records with 390 points scored, 6,186 total yards of offense (386.6 per game) and 2,042 yards rushing (127.6 yards per game).

Lubick, 34, has 11 seasons of coaching experience, including eight seasons at Colorado State, where he served as the tight ends coach and recruiting coordinator from 2008-09 prior to joining the Texans. He was named to Rams head coach Steve Fairchild's staff on Dec. 12, 2007 after coaching CSU's wide receivers from 2005-07. During that time, he coached former Texans wide receiver David Anderson, a seventh-round draft pick in 2006, along with 2007 NFL free agent signee Dustin Osborn.

A former college safety, Lubick launched his coaching career in 2000 as a defensive student assistant at CSU. During the 2002 season, Lubick was an academic grad-

uate assistant coach at CSU, working with the team's wide receivers.

Lubick then worked in the NFL with Fairchild on Mike Martz's St. Louis Rams staff as a scouting assistant for two seasons (2003-04) before returning to CSU in the spring of 2005.

A defensive back at Montana State from 1996-99, Lubick earned academic all-conference honors three times.

Lubick's father, Sonny, is considered the most successful head football coach in CSU history, and in addition to working at Miami (Fla.), also served as an assistant at Stanford, Colorado State and Montana State. He was also the head coach at Montana State from 1978-81. Marc's brother, Matt, is the wide receivers coach and recruiting coordinator/pass game coordinator at Duke.

In 2006, Marc began a difficult but successful year-long battle with a rare form of cancer, fighting through months of chemotherapy and inspiring his family, players and fellow coaches.

A 2001 graduate of Colorado State, he has a bachelor's degree in health and exercise science.

### LUBICK'S COACHING LEDGER

- 2012: Assistant wide receivers, Houston Texans
- 2010-11: Offensive assistant, Houston Texans
- 2008-09: Tight ends/recruiting coordinator, Colorado State
- 2005-07: Wide receivers, Colorado State
- 2003-04: Scouting assistant, St. Louis Rams
- 2002: Academic graduate assistant, Colorado State
- 2000-01: Defensive student assistant, Colorado State





## BRIAN PARIANI TIGHT ENDS SEVENTH SEASON WITH TEXANS/22ND NFL SEASON

Brian Pariani is in his seventh season with the Houston Texans as the tight ends coach. Pariani is responsible for one of the more utilized units in the Texans' offensive scheme. Under Pariani's guidance, Owen Daniels has established himself as one of the best tight ends in the NFL.

The Texans relied on their tight ends in 2011 more than any other year in franchise history. Pariani's unit, which included Daniels, Joel Dreessen, Garrett Graham and James Casey, caught a combined 101 passes for 1,314 yards and 10 touchdowns. The group also blocked for the NFL's second-ranked run game and set a franchise record 153.0 rushing yards per game. Daniels stepped up to lead the team with 54 receptions for 677 yards and three touchdowns. Dreessen caught 28 passes for 353 yards and a team-best and career-high six touchdowns. Casey set career highs with 18 receptions for 260 yards and a touchdown.

Houston's tight end trio of Daniels, Dreessen and Casey combined to make 82 receptions for 1,087 yards and six touchdowns in 2010, marking the most yards in a season by Texans tight ends in franchise history at the time.

In addition to pass-receiving production, Houston's tight ends also blocked for NFL rushing champion Arian Foster's 1,616 yards on the ground in 2010. It marked the second time during Pariani's tenure the Texans have had a 1,000-yard rusher. Dreessen set career highs with 36 receptions for 518 yards, a 14.4 average per catch and had four touchdown receptions. Daniels, who fought through a residual hamstring injury suffered during rehabilitation from his 2009 knee injury, posted 38 receptions for 471 yards and two touchdowns. Casey had eight receptions for 98 yards.

Daniels earned his first Pro Bowl trip in 2008 while under Pariani's watch and was on pace for a second all-star nod in 2009 before his season was cut short by injury. Daniels caught 40 passes for 519 yards and five touchdowns before going down with a season-ending knee injury in the eighth game of the year.

Despite the loss of Daniels, the tight end position remained a vital cog in the League's top-ranked passing attack. Dreessen put together a career year, catching 26 passes for 320 yards and a touchdown.

In 2008, Daniels caught 70 passes for 862 yards, both career highs, and two touchdowns. He ranked among the top five AFC tight ends in receptions, receiving yards, first downs (46), yards per catch (12.3) and yards per game (53.9). In addition to Daniels' stellar year, Dreessen caught 11 passes for 77 yards on the season.

In 2007, Pariani's tight ends had what was then the third-most productive year in team history, combining to catch 73 passes for 859 yards and six touchdowns. They were led by Daniels, who was sixth among NFL tight ends with 63 receptions for 768 yards and three touchdowns. Nearly 70 percent of Daniels' receptions (44-of-63) went for first downs, which ranked fourth in the League among tight ends. Dreessen caught four passes for 55 yards and the first two touchdowns of his career.

In his first season with Houston, Pariani developed Daniels, a fourth-round draft choice, into the most productive rookie tight end in the NFL and a first-team PFWA/PFW all-rookie selection. Daniels set the Texans rookie record with five receiving touchdowns, which matched wide receiver Andre Johnson for the team lead. Daniels finished his first year with 34 catches for 352 yards and five touchdowns, all of which were first among rookie tight ends.

The move to Houston returned Pariani to the pro coaching ranks after spending the 2005 season as the offensive coordinator at Syracuse University. He spent 1995-04 coaching tight ends with the Denver Broncos alongside Texans head coach Gary Kubiak. Before his time with the Broncos, Pariani coached with the San Francisco 49ers from 1991-94. Pariani teamed with Kubiak to bring the 49ers a Super Bowl championship in 1994.

Having coached with the Broncos in Super Bowl XXXII and XXXIII and with the San Francisco 49ers in Super Bowl XXIX, Pariani is one of only eight coaches in the NFL to have won World Championships with teams from both conferences.

While with the Broncos, Pariani coached Shannon Sharpe, the second-leading receiving tight end in NFL history and 2011 Pro Football Hall of Fame inductee. Sharpe led the NFL in receptions by a tight end from 1996-98 averaging 73 catches over the three-year span. Sharpe totaled 425 receptions for 5,373 yards and 38 touchdowns with Pariani. Sharpe retired in 2004, finishing his career with eight Pro Bowl selections. He retired as the NFL career record holder among tight ends with 815 receptions, 10,060 yards and 62 touchdowns. On Oct. 20, 2002, Sharpe set an NFL record with 214 receiving yards by a tight end in a 37-34 overtime win at Kansas City.

From 1995-2004, Pariani's tight ends combined for 859 receptions and 9,948 receiving yards, the most in the NFL during that 10-year period. In 2001, Pariani's unit combined to catch 100 passes, sending tight end Dwayne Carswell to his first Pro Bowl.

On the ground, Pariani's group helped lead the way for Denver runners to rush for 22,483 yards, most in the NFL



# COACHING STAFF

## BRIAN PARIANI

from 1995-04. Denver running backs topped the 1,000-yard mark nine times during Pariani's tenure in the Mile High City.

In 1990, Pariani served as a scouting assistant with the San Francisco 49ers before being promoted to offensive coaches assistant in 1991. The 49ers' offense led the NFL in total yards in 1992 and '93, and scored a team-record 505 points and 62 touchdowns in 1994 en route to a Super Bowl title. After earning his bachelor's degree in political science from UCLA in 1989, Pariani began his career as a graduate assistant at his alma mater under Terry Donahue.

Pariani was born in San Francisco and was a three-sport athlete at Marin Catholic High School in Kentfield,

Calif. Pariani and his wife, Stephanie, have two daughters, Jessica and Gianna. The family resides in Houston.

### PARIANI'S COACHING LEDGER

- 2006-12: Tight Ends, Houston Texans
- 2005: Offensive Coordinator, Syracuse
- 1995-04: Tight Ends, Denver Broncos
- 1991-94: Offensive coaches assistant, San Francisco 49ers
- 1990: Scouting assistant, San Francisco 49ers
- 1989: Offensive graduate assistant, UCLA



## JIM RYAN ASSISTANT OFFENSIVE LINE SECOND SEASON WITH TEXANS/SEVENTH NFL SEASON

Jim Ryan is in his second year with the Houston Texans and first as the assistant offensive line coach. He was promoted to his current position in March 2012 after joining the Texans as an offensive assistant prior to the 2011 season.

Houston set franchise records with 2,448 rushing yards (153.0 per game) and 546 rushing attempts to rank second in the NFL; and excelled in the postseason, averaging 159.5 rushing yards per game in helping the Texans reach the Divisional round of the playoffs in Ryan's first year on staff. Houston also led the NFL in time of possession (32:41) and set a franchise record for fewest interceptions thrown with nine.

Ryan played 10 seasons and coached for six more in the professional ranks prior to joining the Texans staff. He spent the 2010 season as the special teams coordinator with the Omaha Nighthawks of the UFL and also worked with the team's linebackers. He began his NFL coaching career in November 2004 when he joined the Denver Broncos staff as a volunteer defensive assistant. He was hired as a full-time defensive assistant in 2005.

After three years assisting with the defense, Ryan worked as an offensive assistant in 2006 alongside current Texans offensive coordinator Rick Dennison. He returned to the defensive side of the ball as the linebackers coach in 2007.

Ryan began his coaching career as a volunteer coach in 2001 at Regis Jesuit High School in Colorado. He was head coach at Regis from 2002-04, leading the team to the 5A state playoffs each year.

Ryan enjoyed a 10-year playing career with the Denver Broncos, joining the team as an undrafted free agent out

of William & Mary in 1979. From 1979-88, Ryan started 91 games at linebacker in the Broncos' 3-4 system and played in 150 games overall, including Super Bowls XXI and XXII.

Following his playing career, Ryan entered the broadcasting arena and called all University of Colorado football and basketball games for six years as the "Voice of the Buffs." He also served as the president of the Denver Broncos Youth Foundation from 1992-95.

A native of Bellmawr, N.J., Ryan is a member of the Bishop Eustace High School (N.J.) Hall of Fame and the William & Mary Hall of Fame. He earned a bachelor's degree in business management from William & Mary and an MBA in real estate and construction management from the University of Denver while playing for the Broncos.

Ryan and his wife, Sara, have three sons and a daughter-in-law: Ben, an Air Force captain, and his wife, Becca, a third-year law student; Jonathan, a project manager; and Sam, a recent graduate of TCU.

### RYAN'S COACHING LEDGER

- 2012: Assistant offensive line, Houston Texans
- 2011: Offensive Assistant, Houston Texans
- 2010: Special Teams Coordinator, Omaha Nighthawks (UFL)
- 2007-08: Linebackers, Denver Broncos
- 2006: Offensive Assistant, Denver Broncos
- 2005: Defensive Assistant, Denver Broncos
- 2004: Volunteer Defensive Assistant, Denver Broncos



# COACHING STAFF



## CEDRIC SMITH HEAD STRENGTH AND CONDITIONING COACH THIRD SEASON WITH TEXANS/12TH NFL SEASON

Cedric Smith is in his third season as the Texans head strength and conditioning coach and his 12th season overall as an NFL coach. The former NFL fullback has implemented a vigorous off-season program that not only puts an emphasis on strength training and cardiovascular endurance, but also focuses on enhancing speed and flexibility. Smith also supervises the club's personalized in-season training regimen.

Smith was hired as the Texans head strength and conditioning coach following a three-year stint as Kansas City's strength and conditioning coach. He also spent six years as an assistant strength coach with the Denver Broncos (2001-06).

Prior to joining the Broncos, Smith was a fitness manager and consultant with Gold's Gym in Phoenix for two years (1999-00) after concluding a successful seven-year NFL playing career. During his professional playing tenure, Smith enjoyed stints with Arizona (1996-98), Washington (1994-95), New Orleans (1991) and Minnesota (1990). He finished his NFL career with 40 carries for 100 yards (2.5 avg.) with two touchdowns and 20 receptions for 141 yards (7.1 avg.) with two scores. He also had five kickoff returns for 83 yards (16.6 avg.). He originally entered the NFL as the second of Minnesota's two fifth-round selections (131st overall) in the 1990 NFL Draft. Smith appeared in 15 games for the Vikings as a rookie, opening holes for running back Herschel Walker.

Smith enjoyed his finest NFL campaign in 1994 with Washington. He played in 14 games (eight starts), rushing 10 times for 48 yards (4.8 avg.) and catching 15 passes for 118 yards (7.9 avg.).

Prior to entering the NFL, Smith was a three-year starter at fullback at the University of Florida, where he paved the way for running back Emmitt Smith, the NFL's all-time leading rusher. Cedric Smith finished his collegiate career with 20 starts, carrying the ball 102 times for 300 yards (2.9 avg.) with four touchdowns and catching 11 passes for 77 yards (7.0 avg.). He was a three-time Academic All-Southeastern Conference selection.

Before enrolling at Florida, Smith was named All-Alabama as a fullback at Enterprise High School in Enterprise, Ala. Smith graduated from the University of Florida with a degree in Health Sciences in 1990. He has five children: Chandler, Canyon, Cole, Cameron and Cerraya.

### SMITH'S COACHING LEDGER

- 2010-12: Head strength and conditioning coach, Houston Texans
- 2007-09: Head strength and conditioning coach, Kansas City Chiefs
- 2001-06: Assistant strength and conditioning coach, Denver Broncos

### TEXANS COACHES IN THE BIG GAME

Houston's coaching staff is stocked with coaches who have either played, coached, or played and coached in the NFL's biggest game, the Super Bowl. They are listed below:

COACHED	TEAM	SUPER BOWLS	PLAYED	TEAM	SUPER BOWLS
Rick Dennison, Spec. Tms	Denver	XXXII#, XXXIII#	Rick Dennison, LB	Denver	XXI, XXII, XXIV*
Larry Kirksey, WRs	San Fran.	XXIX#	Gary Kubiak, QB	Denver	XXI, XXII, XXIV
Bill Kollar, DL	Atlanta	XXXIII	Jim Ryan, LB	Denver	XXI*, XXII*
Bill Kollar, DL	St. Louis	XXXVI	*Denotes starter; #Denotes winning team		
Gary Kubiak, QB	San Fran.	XXIX#			
Gary Kubiak, Off. Coord.	Denver	XXXII#, XXXIII#			
Brian Pariani, Off. Asst.	San Fran.	XXIX#			
Brian Pariani, TEs	Denver	XXXII#, XXXIII#			
Wade Phillips, Head Coach	Denver	XXIV			

# - Denotes winning team





## MATT SCHIOTZ

### ASSISTANT STRENGTH AND CONDITIONING

### FOURTH SEASON WITH TEXANS/13TH NFL SEASON

Matt Schiotz is in his fourth season as the Texans' assistant strength and conditioning coach and 13th season as a strength and conditioning coach in the NFL.

Schiotz served as the Miami Dolphins head strength and conditioning coach in 2007 prior to joining the Texans staff. He joined the Dolphins after spending the previous five seasons (2002-06) as the assistant strength and conditioning coach with the San Diego Chargers. He also served in that capacity with the Washington Redskins in 2001.

Schiotz got his start in the coaching profession when he served as an intern in the strength room of the Kansas City Chiefs in 1994. From 1995-96, he was a graduate assistant at the University of Kansas. He then spent the 1997 season assisting with the Chiefs' strength program before being named the head strength and conditioning coach at the University of Southern California in 1998, a role in which he served the next three years (1998-00).

A native of Menomonie, Wisc., Schiotz earned his degree in exercise science from the University of Wisconsin-La Crosse in 1994 and his master's degree in

exercise physiology and nutrition from the University of Kansas in 1997. Schiotz is a certified strength and conditioning specialist (CSCS) by the national Strength and Conditioning Association (NSCA). He is also certified in the Functional Movement Screen (FMS).

### SCHIOTZ'S COACHING LEDGER

- 2009-12: Assistant Strength and Conditioning, Houston Texans
- 2007: Head Strength and Conditioning, Miami Dolphins
- 2002-06: Assistant Strength and Conditioning, San Diego Chargers
- 2001: Assistant Strength and Conditioning, Washington Redskins
- 1998-00: Head Strength and Conditioning, University of Southern California
- 1997: Strength and Conditioning Assistant, Kansas City Chiefs
- 1995-96: Graduate Assistant, University of Kansas
- 1994: Intern, Kansas City Chiefs



# FOOTBALL OPERATIONS





## **BRIAN GARDNER** **DIRECTOR OF PRO PERSONNEL**

Brian Gardner is in his sixth season with the Texans as the Director of Pro Personnel. His primary responsibilities include managing the pro personnel department, coordinating the recruiting and signing of NFL free agents, organizing player tryouts and monitoring NFL transactions. Gardner also manages the evaluation of talent in other professional football leagues, including the Canadian Football League, the United Football League, and the Arena Football League.

Gardner arrived in Houston after spending the previous two seasons with the Tampa Bay Buccaneers as a national scout. He began his NFL career with the Buccaneers as a scout in 1992 and spent three seasons in Tampa Bay before serving the next 10 seasons as an area and national scout with the San Francisco 49ers from 1995-05.

Gardner served as a defensive coordinator and director of player personnel with the New Orleans Night of

the Arena Football League in 1991-92. He also served as director of player personnel and receivers coach for the Washington Marauders of the Professional Spring Football League in the fall of 1991.

Gardner played three seasons in the Arena Football League with New England (1988), Pittsburgh (1989) and Albany (N.Y.) (1990). He also spent time in the Canadian Football League with the Saskatchewan Rough Riders (1989) and with the Barcelona Dragons (1991) in the World League of American Football. In college, he played at Nicholls State (1982) and Prairie View A&M (1983-86).

Gardner was a member of the NFL Stanford Program for Managers at Stanford University in June 2006. He is a native of New Orleans and is married to the former Alice Vanessa James. The pair are the proud parents of sons, Royal and Tyler.



## **BOBBY GRIER** **SENIOR PERSONNEL ADVISOR**

Bobby Grier is in his first season as senior personnel advisor after serving as Houston's associate director of pro personnel since May 2000 and is one of a handful of people to work for the Texans from the very start of the franchise. Grier previously held the title of vice president/player personnel for the New England Patriots.

Grier spent 18 years as a player personnel executive and as a coach with the Patriots, serving in his vice president role for more than four years. In that capacity, he was responsible for overseeing all aspects of New England's pro and college scouting departments, player evaluations, free agency, and the annual NFL Draft. From 1995 until he joined the Texans, Grier served as New England's director of player personnel.

From 1985-92, Grier was New England's running backs coach, working under three different head coaches (Raymond Berry, Rod Rust and Dick MacPherson). The 1985 squad captured the franchise's first AFC championship before losing to the Chicago Bears in Super Bowl XX. That season, Grier's backs gained 2,331 rushing yards, including 1,227 by Houston native Craig James. Grier was a college scout for New England

from 1982-84. Grier's first NFL position came in New England in 1981 when he was the running backs coach under Ron Erhardt.

Grier spent 1978-80 as running backs coach at Boston College under Ed Chlebek, helping the team improve from 0-11 to 7-4. Grier's initial college coaching post came at Eastern Michigan, where he coached the running backs for George Mans and then Chlebek from 1974-77. From 1970-73, Grier was the head coach at Detroit's Martin Luther King High School. Grier's first coaching assignment came as an assistant at Kettering (Mich.) High School from 1966-69.

Grier is a native of Detroit. He holds a bachelor's of science degree in physical education from Iowa, where he was a three-year starter at running back as well as a two-time honorable mention All-Big Ten selection. As a senior, Grier led the Hawkeyes in rushing. Grier has two sons, both of whom are involved in professional sports. His oldest son, Chris, is the director of college scouting for the Miami Dolphins and his son, Michael, plays for the NHL's Buffalo Sabres. Bobby Grier resides in Houston.



## **MIKE MACCAGNAN** **DIRECTOR OF COLLEGE SCOUTING**

Mike Maccagnan coordinates all of the Texans' college scouting efforts as the director of college scouting.

In addition to evaluating college prospects, he also is involved with evaluating NFL teams and prospects in preparation for NFL free agency.

One of the Texans' first hires, Maccagnan initially joined the club as a pro scout in January 2000 before being promoted to coordinator of college scouting in April 2000. In June 2010, he was promoted to assistant director of college scouting before being elevated to his current position in July 2011.

Before arriving in Houston, Maccagnan spent the previous six years as a scout for the Washington Redskins. He served as a college scout (1994) for the Redskins before becoming a pro scout in 1995, although he continued to evaluate college prospects in preparation for the NFL draft.

Prior to joining Washington, Maccagnan worked for the Canadian Football League's Ottawa Rough Riders as the club's director of scouting and director of player personnel. In 1994, he was the director of scouting and player personnel for the CFL's Saskatchewan Roughriders. He also was the director of player personnel for the World League's London Monarchs when that franchise captured the league championship in 1991. In 1990, Maccagnan worked in the World League office in Dallas as a league scout. Maccagnan was a member of the NFL Stanford Program for managers in June, 2005.

A native of Hightstown, N.J., Maccagnan holds a bachelor's degree in economics from Trinity (Conn.) College. After graduating from Trinity, Maccagnan served as an intern in the scouting department for the Washington Redskins during training camp in 1990.

Mike and his wife, Betty, live in Houston.



## **KEVIN MURPHY** **PRO SCOUT**

Kevin Murphy is in his seventh season with the Texans and sixth as a pro scout. In addition to advance scouting of Texans opponents, Murphy is responsible for evaluating players from teams around the NFL and the Canadian Football League. He began his career with the Texans as a pro scouting intern during the 2006 season.

Murphy earned four letters as a long snapper at Fresno State from 1999-02 and earned a degree in recreation administration in May 2003.

Following his collegiate career, Murphy coached tight ends and special teams at Western New Mexico in 2003. He spent 2004-05 as a graduate assistant at Mississippi State and earned a master's degree in sports administration in May 2006.

Murphy, a San Diego native, is single and resides in Houston.





## LARRY WRIGHT PRO SCOUT

Larry Wright Jr. is in his third season with the Texans and is responsible for evaluating players on NFL rosters, street free agents, as well as players in the AFL, CFL, and UFL. He also works on advance scouting of Texans opponents.

From 2007-09, Larry was an assistant director of pro personnel with the Jacksonville Jaguars after serving as a pro scout with the team from 2004-07. He began his NFL career as a scouting assistant with Jacksonville in 2003. Wright spent 2009 coaching running backs at West Monroe High in West Monroe, La.

Wright was the head coach at Ringgold (La.) High School from 2001-2002, and in 2000 was a gradu-

ate assistant at Grambling State University, where he coached running backs while earning his master's degree in sport administration. In the summer of 2000 he was a scouting intern with the Baltimore Ravens, and a volunteer strength and conditioning coach for the Grambling basketball team.

Wright earned a degree in sociology at Louisiana Tech, where he was a three-year letterman and team captain in his senior season. He and his wife, Vincincia, have two daughters and one son, Victoria, Lauryn, and Larry III.



## JON CARR NATIONAL SCOUT

Carr is in his sixth season with the Texans as a college scout and first as a National Scout. Prior to joining the Texans, Carr coached the receivers at the University of Toledo in 2005-2006 and helped the Rockets win the 2005 GMAC Bowl.

Carr participated in the 2006 NCAA Expert Coach's Academy in Miami and was the offensive coordinator at Eastern Illinois in 2003-04 prior to his tenure at Toledo. He joined the Tennessee State coaching staff in 1997 and was promoted to offensive coordinator in 2000-02. Carr's offense ranked third in I-AA in 2001 in passing (302 ypg), sixth in total offense (465 ypg) and 14th in scoring (35.4 ppg).

During the summer of 2002, Carr was a member of the Oakland Raiders' preseason coaching staff as part of the NFL's Minority Internship Program. He has also worked with the National Football League Properties as the Program Coordinator for Chicago and Detroit summer youth inner-city football camps.

Carr was a quarterback at Southeast Missouri State from 1987-89 before he transferred to Purdue, where he earned a degree in law and society in 1991.

Carr has one son, Corbyn, and he and his wife, Shenikwa, are parents of two girls, Kennedy and Kayla.



## ED LAMBERT NATIONAL SCOUT

Ed Lambert is in his sixth season with the Texans as a national scout. Lambert is a 28-year veteran of the college and professional coaching ranks who spent the previous five years as a college scout with the Denver Broncos.

Lambert coached 10 seasons at Vanderbilt, including the 1997 season as offensive coordinator. He coached quarterbacks and running backs at Baylor, helping lead the Bears to the 1991 Copper Bowl. In addition, Lambert coached at the University of New Mexico, Iowa State, California, Howard University and Boise State University. In his final season at Boise State, the Broncos won the NCAA Division I-AA national championship.

Lambert coached running backs for two seasons in the USFL with the Los Angeles Express and has had NFL coaching fellowships in training camp with the Philadelphia Eagles, Atlanta Falcons and Seattle Seahawks.

Lambert was born in Beaumont, Texas. He earned his bachelor's degree in physical education from San Jose State University in 1972.

He and his wife, Jeanette, have two sons, Michael and Lamar, as well as a daughter, Charisse. Lambert also has five grandchildren: Kalen, Ajayia, Turon, Mikayla and Saniya.



## BOB BEERS COLLEGE SCOUT

Bob Beers re-joined the Houston Texans scouting staff in June 2012 following a two-year stint as the offensive line coach at the University of Montana, his alma mater. From 2007-2010, Beers served as the Texans' western regional scout and will assume the same duties in his fourth season with the team.

Prior to his first tenure with the Texans, Beers was a college scout for the Detroit Lions from 2003-06 and spent eight years as a college scout with the Denver Broncos from 1995-02, helping the franchise win two World Championships.

Beers has coached in the high school, college and professional ranks for the better part of the last four decades. In addition to coaching the offensive line at Montana from 2009-10, he served as head coach for the Colorado Crush of the Arena Football League in 2003. He served as offensive coordinator for the then-World League (NFL) Amsterdam Admirals, helping them to a 9-1 regular season record and World Bowl appearance in 1995.

Beers was named conference coach of the year after claiming a pair of conference titles in his two seasons as head coach and athletic director at Western Montana

College (1993-94). He got his first taste of the professional coaching ranks, spending 1991-93 as the offensive coordinator for the Frankfurt Galaxy of the World League under head coach Jack Elway.

Beers was Montana's assistant head coach working with the offensive line from 1986-90. He coached in the prep ranks from 1977-85 in Montana and Oregon and took his first collegiate coaching job at Montana in 1970. Beers then moved on to Montana Tech, where he served as the defensive coordinator from 1972-73.

As a linebacker at Montana, Beers earned All-American honors and graduated in 1970 with a degree in history and health, physical education. Beers was the inaugural recipient of UM's Golden Helmet Award (team's hardest hitter) in 1967. In October 2009, he and his teammates from UM's undefeated teams of 1968 and 1969 were inducted into the Grizzly Sports Hall of Fame.

Bob and his wife, Janelle, have three children, son Bobby, and two daughters, Cari, a principal in Eureka, Mont., and Joey, a student at UM. Bobby is the athletic director at Rocky Mountain College in Billings and a former Denver Broncos scout. They have three granddaughters: Milynn, Megan, and Emily.





## **RYAN CAVANAUGH** **COLLEGE SCOUT**

Ryan Cavanaugh was hired by the Texans in the spring of 2009 as an area scout and covers the Northeast and Midwest for Houston.

Cavanaugh spent eight seasons with the Indianapolis Colts' scouting department, including six as an area scout. He joined the Colts organization in January 2001 after spending the 2000 mini-camp and training camp

in the club's operations department. He graduated from Appalachian State in December 2000 with a bachelor's degree in commercial recreation management.

Cavanaugh was born in Raleigh, N.C. He is married to the former Melissa Anne Searls of Greensboro, N.C., where they reside with their daughters, Mallory Anne (7) and Samantha Lee (5).



## **ROB KISIEL** **COLLEGE SCOUT**

Rob Kisiel re-joined the Texans staff in 2012 as a college scout after spending the last five years as the Director of Operations for BLESTO. He previously worked in the Texans personnel department for seven years as a scouting administrator (2000-01), college scout (2002-03) and pro scout (2004-07).

Kisiel was tabbed as BLESTO's director of operations in 2007, replacing legendary scout Jack Butler and helping lead the scouting service's move to Jacksonville, Fla. from Pittsburgh, Pa.

Kisiel first came to the Texans after serving as the draft room coordinator for the Washington Redskins

from August 1999 through April 2000. He got his start in the NFL as a training camp intern from 1995-97 with the Redskins before serving as a scouting intern with the team from July 1998 until June 1999. In addition, Kisiel interned for the World League's London Monarchs during the 1997 season and was a labor relations intern at the NFL Management Council in 1999.

Kisiel is a native of Clearwater, Fla., and earned his bachelor's degree in business communications from Florida State, where he served as a student assistant for head coach Bobby Bowden in the football office for four years.



## **MIKE MARTIN** **COLLEGE SCOUT**

Mike Martin scouts the Southeast region for the Texans. He was hired by the Texans in the spring of 2007 as a college scout after spending the previous four seasons with the Tampa Bay Buccaneers personnel department.

Martin joined the Buccaneers as a pro personnel assistant in 2003 before moving to pro scouting in 2004. He spent his last two seasons in Tampa Bay as the national combine scout. Martin started his career in the NFL as an intern with the Tennessee Titans in 2002.

Martin was a four-year letterman at Vanderbilt University (1999-2002), playing defensive back and on special teams. He was also a finalist for the 2003 Male SEC Scholar-Athlete of the Year. Martin graduated cum laude from Vanderbilt in 2002 with a bachelor's of science in human and organizational developmental studies. He also earned his master's degree in organizational leadership in 2003.

He and wife, Cari, reside in Atlanta, Ga. with their son, Maddon.



## **BOB MERRITT** **COLLEGE SCOUT**

Bob Merritt joined the Texans as a college scout in the spring of 2007 and is in his sixth season with the team and 10th season overall in the NFL. Merritt scouts the Midwest region for the Texans.

Prior to joining the Texans, Merritt spent four seasons with the Detroit Lions, beginning as an intern in 2003 and advancing to a scouting assistant in 2004 and the Lions' BLESTO scout in the 2005 season.

Merritt, from Temperance, Mich., played outside linebacker at Adrian College, where he graduated with a

bachelor's degree in criminal justice in December 1993. He served in the Air Force from February 1994 until April 1996.

Merritt was a graduate assistant football coach at the University of Toledo in 1998 while earning a master's degree in liberal studies education. Between 1999 and 2002, Merritt coached at the University of Findlay, Bedford High School, New Jersey City University, and Tiffin University.

Bob and his wife, Kavita, reside in Kingwood, Texas.



## **NATHAN TROTT** **COLLEGE SCOUT**

Nathan Trott is in his sixth year with the Texans and fourth as a college scout, covering the Southwest region and cross-checking the West Coast. Trott previously served as the pro scouting intern for the Texans during the 2007 and 2008 seasons.

Trott grew up around the game with his father, Bob Trott, being a long-time coach in both the NFL and col-

lege. Nathan served as an intern with the Cleveland Browns during the summers of 2005 and 2006, assisting in youth development, the equipment room and coaching.

Trott played football for Elon University as a cornerback from 2003-07, where he earned his degree in sports management.

He is single and resides in Scottsdale, Ariz.



## **MOZIQUE McCURTIS** **PLAYER PERSONNEL SCOUT**

Mozique McCurtis joins the Houston Texans staff as a player personnel scout in 2012. McCurtis served as a pro scouting intern for the Texans from 2010-11. He is responsible for evaluating players on NFL rosters, free agents and collegiate prospects across the country.

Prior to joining the Texans in 2010, McCurtis was a pro scouting intern for the Seattle Seahawks.

McCurtis was a three-year letterman as a defensive back at the University of Southern California, where he helped the team win three conference titles and two Rose Bowl titles playing for current Seattle Seahawks head coach Pete Carroll. He graduated from USC in 2008 with a degree in history.

McCurtis, a San Diego native, resides in Houston.





## **GEOFF KAPLAN** **DIRECTOR OF SPORTS MEDICINE/HEAD ATHLETIC TRAINER**

Geoff Kaplan is in his fourth season as the Houston Texans director of sports medicine/head athletic trainer after spending the previous 14 seasons with the Tennessee Titans/Houston Oilers as an assistant athletic trainer. The 2012 season marks Kaplan's 20th in the NFL.

Kaplan joined the Houston Oilers full-time in 1995 after serving as a season-long intern in 1994. Prior to joining the Oilers, Kaplan was a season-long intern with the Green Bay Packers in 1993.

A native of Parsippany, N.J., Kaplan earned his degree in physical therapy and a certificate in athletic training from the University of Wisconsin-Madison. He continued his education by becoming a certified strength

and conditioning specialist in 1997, and completed his master's degree from Tennessee State University in the summer of 2003.

In 2005, Kaplan was certified as a clinical specialist in sports physical therapy by the American Board of Physical Therapy Specialists. Kaplan frequently lectures on a variety of sports medicine topics, including the rehabilitation of athletic injuries to local and national organizations, hospitals and universities.

Following the 2000 season, Kaplan was part of a Titans training staff that was named the NFL Training Staff of the Year by the Ed Block Foundation and the Professional Athletic Trainers Society.

Geoff and his wife, Shelly, have two sons: Everett and Sawyer. They reside in Missouri City, Texas.



## **ROLAND RAMIREZ** **COORDINATOR OF REHABILITATION/ ASSISTANT ATHLETIC TRAINER**

Roland Ramirez is in his fifth season as the Coordinator of Rehabilitation/Assistant Athletic Trainer with the Texans. He held this same position with the Atlanta Falcons during the 2007 season, and served as a contract athletic trainer for the Tennessee Titans during the 2005 and 2006 seasons. Ramirez also served as an assistant athletic trainer for the Nashville Kats Arena Football team (AFL) during the 2006 season.

Prior to entering the ranks of the NFL, Ramirez worked as a physical therapist in an orthopedic and sports medicine clinic while completing his graduate work in athletic training. He earned a dual masters degree in physical therapy and athletic training from the Texas Tech University Health Sciences Center in 2004 and 2005, respectively. Ramirez completed his undergradu-

ate work at Texas Tech University, where he played football from 1998-99.

As a graduate student, Ramirez served as an athletic trainer for the baseball teams at Wayland Baptist University and Lubbock Christian University. He also worked with the Texas Tech University football team during the 2004 season, and served as an intern strength and conditioning coach prior to the 2004 season as well.

He is board certified as a clinical specialist in sports physical therapy by the American Board of Physical Therapy Specialists. He also holds a certification as a strength and conditioning specialist and is a member of the NATA, APTA, NSCA, and PFATS.

Ramirez and his wife, Misty, live in Missouri City, Texas with their two children, Kade and Tessa.





## A.J. VAN VALKENBURGH ASSISTANT ATHLETIC TRAINER

A.J. Van Valkenburgh was named assistant athletic trainer on May 1, 2012 and is in his third season with the Texans. Van Valkenburgh served the 2010 and 2011 seasons as an athletic training intern.

Prior to joining the Texans in May 2010, Van Valkenburgh built up a wealth of experience in a variety of roles, including eight years as a combat medic for the Texas Army National Guard from 1998-2006. Van Valkenburgh gained his first NFL experience in 2009 with the New England Patriots as training camp intern while he was a graduate student at Stephen F. Austin State University. From 2008-10, Van Valkenburgh was a graduate student athletic trainer at SFA and worked for the U.S. Regional Physical Therapy Clinic, where he served as a clinical outreach athletic trainer for Lufkin-area high school and junior college sporting events.

Van Valkenburgh was the head athletic trainer at Carthage High School and Panola College in Carthage, Texas from 2006-08. He worked as a student athletic trainer at Sam Houston State University in Huntsville,

Texas from 2002-04 and spent the summer of 2004 and 2005 as an athletic training intern at the University of San Diego.

Van Valkenburgh earned a master's degree in athletic training from SFA in 2010 and earned a bachelor's degree in kinesiology from Sam Houston State in December 2004. He holds certifications from the National Athletic Trainers Board of Certification, the Texas Advisory Board of Athletic Trainers as a licensed athletic trainer and the National Academy of Sports Medicine as a Performance Enhancement Specialist. Van Valkenburgh is also a Level I certified functional movement specialist and is Y-Balance certified and is First-Aid/CPR/AED certified by the American Heart Association. He is a member of the National Athletic Trainers Association, the Southwest Athletic Trainers Association, the Texas State Athletic Trainers Association and the National Academy of Sports Medicine.

Van Valkenburgh and his wife, Coy, live in Manvel, Texas with their 5-year old son, Kannon.



## JOE MALOTA DIRECTOR OF VIDEO OPERATIONS

Joe Malota is in his fifth season as director of video operations and oversees all videotaping, editing and production for the Texans, breaking down practice and game tape for the coaching staff.

Malota is in his 11th overall season with the Texans, joining the club in February 2002 as the assistant video director. He was promoted to his current position in March 2008. Prior to his tenure with the Texans, Malota

spent the previous five seasons as the video director for the New Orleans Saints.

Malota broke into the NFL as the assistant video director for the Houston Oilers in 1989. He spent eight seasons with the Oilers before the club moved to Nashville.

Malota attended Southwest Texas State University. He and his wife, Jen, have a daughter, Molly, and a son, Max. The family lives in Cypress.





## TIM BROG ASSISTANT DIRECTOR OF VIDEO OPERATIONS

Tim Brog is in his fifth season with the Houston Texans and second as the team's assistant director of video operations. He began his tenure with the Texans in July 2008 and was hired as a video operations assistant in June 2009 before assuming his current position in August 2011.

Prior to joining the Texans, Brog was the video coordinator for the Grand Rapids Rampage of the Arena Football League in his home state of Michigan during the 2008 season.

Brog is a graduate of Grand Valley State University, where he earned his bachelor's degree in broadcasting in 2008. While a student, Brog worked at WOOD-TV 8 in Grand Rapids, Mich. in the sports department, filming high school and college athletic events.

Brog is from Middleville, Mich. and graduated from Thornapple-Kellogg High School. He is single and resides in Houston.



## GRESHAM OLIVER VIDEO OPERATIONS ASSISTANT

Gresham Oliver is in his first season as a video operations assistant with the Houston Texans. He joined the Texans staff as a video operations intern prior to the 2011 season.

Prior to joining the Texans, Oliver was the video director for the Sacramento Mountain Lions of the UFL for the 2010 season. Oliver broke into the NFL with the Oakland Raiders as a training camp intern with the video department in 2004 and 2005 before earning a season-long internship with the team in 2006. He was

promoted to video operations assistant following the 2006 season and worked with the Raiders until March 2009. He then went on to work for the Minnesota Vikings during the 2009 season.

Oliver earned a bachelor's degree in sports and recreation management in 2005 from Northwest Nazarene University in Nampa, Idaho, where he played baseball and ran track.

The Kenai, Alaska native is single and resides in Houston.



## JAY BRUNETTI DIRECTOR OF EQUIPMENT SERVICES

Jay Brunetti has served as the Houston Texans Director of Equipment Services since 2001 and is in his 38th NFL season in 2012. Brunetti's responsibilities include purchasing, managing the upkeep and repair of all player and coaches equipment and overseeing the transportation of equipment to away games.

Brunetti came to Houston from Washington, where he spent the previous 26 years with the Redskins. He joined the Redskins' organization on a part-time basis

in 1975, when he was in junior high school. He then became a full-time assistant in 1979 before becoming the youngest equipment manager in the NFL in 1981 at the age of 19. Coach Joe Gibbs' teams advanced to four Super Bowls and won three World Championships with Brunetti heading the equipment staff. His distinguished career includes working with 14 members of the Pro Football Hall of Fame.

Brunetti and his wife, Linda, have two sons, Jimmy and Drew, and a daughter, Tori. The family lives in Houston.



## **MIKE PARSON** **EQUIPMENT SERVICES ASSISTANT**

Mike Parson is in his fifth season as equipment assistant for the Texans. Parson joined the Texans equipment staff in 2008 after several internships with the New Orleans Saints and five years of experience at the collegiate level.

Parson worked minicamps and training camps for the Saints in 2001-02 and worked the full season with the team in 2005. That year, the staff overcame extraordinary challenges in the forced evacuation from New Orleans due to Hurricane Katrina. After departing New Orleans, the club's base of operation moved three times, including a last stop at a high school baseball stadium

in San Antonio. The staff was awarded the Whitey Zimmerman Memorial Award, given annually to the NFL equipment staff that exceeds the usual demands of the position with excellent service.

Parson was the equipment manager for four years at the University of New Orleans, where he oversaw the equipment operations for the entire athletic department. He was also equipment manager for Benedict College during the 2003 season.

Parson, a 2003 graduate of Mississippi State University with a bachelor's degree in physical education, was born in Vicksburg, Miss. and now resides in Houston.



## **CHRISTIAN SNELL** **EQUIPMENT SERVICES ASSISTANT**

Christian Snell is in his eighth season in the Texans equipment department after spending two years as the equipment intern for the New York Jets.

In addition to his work with the Jets, Snell served as the assistant equipment manager for the Hamburg Sea Devils of NFL Europe in the spring of 2005.

Snell was the head football student manager for the Iowa Hawkeyes during his undergraduate days in Iowa City. He earned a bachelor's degree in journalism and mass communications from Iowa with a minor in sports studies.

Originally from Nora Springs, Iowa, Snell is single and lives in Houston.



## **DOUG WEST** **DIRECTOR OF FOOTBALL OPERATIONS**

Doug West is in his 17th season in the NFL and his sixth with the Texans. West was named director of football operations in September 2010. He oversees team travel, training camp and game day operations which include all aspects dealing directly on the field with the game, Texans and the visiting team.

On game day, he is responsible for overseeing the sideline communication equipment as well as instant replay equipment. He serves as the team liaison with the NFL, the officials and the visiting team; he also handles catering in all Texan areas.

West oversees the team practice facility and Texans areas in Reliant Stadium, including scheduling, cleaning and maintenance. He is responsible for maintaining the day-to-day football operations budget as well as planning for future large expenditures and projects.

West joined the Texans as football operations manager in August 2007, overseeing team travel planning and

lodging throughout the year. Prior to joining the Texans, West worked with Reebok as an NFL glove and footwear specialist, beginning in 2004. From 1993-2003, West was the head equipment manager for the Denver Broncos, where he worked with several current Texans staff members, including head coach Gary Kubiak and general manager Rick Smith.

West was the head equipment manager from 1988-90 at the University of Northern Colorado before taking on the same role for the Birmingham Fire of the World League of American Football from 1991-92 under head coach Chan Gailey.

West earned a bachelor's degree in social sciences from Colorado State in 1988, where he was a student worker for the football team for four years. He has three sons, Gunnar, Griffin and Graham. He is single and resides in Missouri City, Texas.



## **SEAN WASHINGTON** **DIRECTOR OF PLAYER ENGAGEMENT**

Sean Washington is in his sixth season with the Texans as director of player engagement. Washington is responsible for assisting players and their families with transition in and out of the organization, continuing education, life skills seminars, gaining exposure to business opportunities and career internships. He serves as a key resource for players to minimize their off-the-field distractions and is the central figure in providing support service for players and their families.

Prior to joining the Texans, Washington worked for a decade with high school students, mentoring, teaching and coaching around the Houston area. Washington previously coached at Alief Elsik High School, Angleton

High School and was the Texas Sports Development Academy youth camp director.

Washington played defensive back for the New Orleans Saints in 1994 as an undrafted free agent and then played in the World Bowl with the Amsterdam Admirals in 1995.

Washington, a Houston native, attended Waltrip High School and earned his degree in sport management from Rice University in 1994. He was an All-Southwest Conference cornerback from 1991-93 and a member of the Sporting News All-American team in 1993 with the Owls.

He resides in Richmond, Texas and has two sons, Lake and Cruz.

# HOUSTON TEXANS STAFF



**Connie Alvarez**  
Employee Benefits  
Manager



**Roberta Anding**  
Team Dietitian




**Chris Baker**  
Corporate Development  
Manager



**Jennifer Barker**  
Human Resources  
Coordinator



**Derek Beeman**  
Director of Ticket  
and Event Sales



**Sharon Boschi**  
Corporate Development  
Coordinator



**Emily Bruss**  
Foundation Coordinator




**Warren Caguioa**  
Ticket Sales  
Representative



**Amanda Cantley**  
Community Development  
Manager



**Lance Cavazos**  
Event and Game  
Presentation Manager



**Dr. Michael Chang**  
Team Emergency Physician



**Kevin Cooper**  
Senior Director of  
Communications



**Katie Cordes**  
Ticket Finance and  
Operations Coordinator



**Tamala Croasmun**  
Director of Accounting



**Diane Crossey**  
Senior Director of Event  
Operations and Guest  
Services



**Holly Daigle**  
Event Services Manager



**Rita Daniels**  
Executive Assistant  
to Rick Smith



**Marvin Dave**  
Office Services  
Coordinator



**Jennifer Davenport**  
Director of Marketing



**Amber Davies**  
Administrative Assistant,  
Pro Personnel



**Allie Davis**  
Event Coordinator



**Jessica Davis**  
Premium Seating  
Service Coordinator



**Michael DeBetta**  
Partnership Marketing  
Coordinator



**Ted Dickerson**  
Traffic and Parking Services  
Manager



**Drew Dougherty**  
Multimedia Specialist

# HOUSTON TEXANS STAFF



**Zac Emmons**  
Corporate Communications  
Manager



**Hoffie Ferriera**  
Hospitality and Event  
Coordinator



**David Fletcher**  
Senior Corporate  
Development Manager



**Dr. Steven Flores**  
Team Orthopedist



**Michelle Fogle**  
Client Services Manager



**Stephen Friedlander**  
Account Executive,  
Suite Sales



**Jonathan Frost**  
Mascot Program Manager



**Susie Galvan**  
Administrative Assistant,  
Chairman's Office



**Alto Gary**  
Cheerleader Programs  
Manager



**Gavin Gehrt**  
Senior Producer



**Brian George**  
Corporate Development  
Manager



**Amanda Goldstein**  
Club Seat Manager



**Eva Graham**  
Administrative Assistant,  
Football Administration and  
Operations



**Julio Guidi**  
Design Project Coordinator



**Charles Hampton**  
Communications  
Coordinator



**Disney Hanka**  
Partnership Marketing  
Event Coordinator



**Dr. Dana Harper**  
Team Chiropractor



**Kristen Hereford**  
Accounting Manager



**Joni Honn**  
Team Massage Therapist



**Josh Hubel**  
Production Manager



**Laura Imming**  
Corporate Development  
Manager



**Kathryn Iribarren**  
Ticket Services and  
Operations Coordinator



**Russell Joyner**  
Football Administration  
Developer



**Georgie Jozwiak**  
Executive Assistant to  
Philip Burguières



# HOUSTON TEXANS STAFF



**Jan Kelly**  
Controller and Senior Director  
of Risk Management



**Evan Koch**  
Communications Manager



**Mari Jo Kohler**  
Administrative Assistant,  
College Scouting



**Greg Kondritz**  
Associate General Counsel  
and Senior Director



**Kevin Krajcovic**  
Football Administration  
Analyst



**Lydia Launey**  
Executive Assistant to  
Scott Schwinger



**Dr. David Linner**  
Team Orthopedist



**Dr. Walter Lowe**  
Team Orthopedist



**Jason Lowrey**  
Football Operations Manager



**Mike Major**  
Network Engineer



**Bonny Marshall**  
Executive Assistant to Jamey  
Roots



**Derek Mauney**  
Information Technology  
Support Analyst



**Kandyace Mayberry**  
Community Development and  
Marketing Coordinator



**Matt McKee**  
Ticket Operations and  
Distribution Coordinator



**Wahnetta Mitchell**  
Receptionist



**Cheryl Moffett**  
Executive Assistant to  
Marilyn Logan



**Glenda Morrison**  
Senior Director of  
Human Resources



**Dr. James Muntz**  
Team Internist



**Courtney Neal**  
Account Executive,  
Suite Sales



**Carol Adatto Nelson**  
Team Travel Consultant,  
Carlson Wagonlit Travel



**Jake O'Brien**  
Accountant



**Dr. Tom O'Brien**  
Team Dentist



**Sue Anna O'Hara**  
Executive Assistant to Suzie  
Thomas/Office Services  
Administrator



**Glen Oskin**  
Corporate Development  
Representative



**Brian Peden**  
Account Executive,  
Suite Sales

# HOUSTON TEXANS STAFF



**Nelson Peña**  
Information Technology  
Support Analyst



**Kenneth Perkins**  
Video Production  
Coordinator



**Kim Phillips**  
Executive Assistant  
to Gary Kubiak



**Dr. Mark Prasarn**  
Team Orthopedist



**Kristin Putnam**  
Community Relations  
Coordinator



**Shari Rainey**  
Director of Luxury  
Suite Service



**Khalli Reed**  
Security and Player  
Development Coordinator



**Kandra Richardson**  
Senior Accountant



**Lisa Ruiz**  
Payroll Manager



**Jeannette Salas**  
Human Resources Manager



**Dr. Chris Sanders**  
Team Active Release  
Techniques® & Graston  
Provider



**Nick Schenck**  
Director of Integrated Media



**Jeff Schmitz**  
Senior Director of  
Information Technology



**Sybil Scott**  
Marketing Coordinator



**Nick Scurfield**  
Managing Editor,  
Website and Publications



**Anthony Shade**  
Network Administrator



**Jon Sifri**  
Information Technology  
Manager



**Austen Smith**  
Partnership Marketing  
Manager



**Jon Southern**  
Senior Director of Treasury



**Dr. Williams Spangler**  
Team Emergency Physician



**Jeremy Thomas**  
Corporate Development  
Events Coordinator



**Nicole Tran**  
Senior Accountant



**Greg Tyler**  
Team Pastor



**Marc Vandermeer**  
Director of Radio  
Broadcasting



**Cody Vanghel**  
Ticket Sales Representative





# HOUSTON TEXANS STAFF



**Brian Varnadoe**  
*Director of Premium Seating*



**Dr. Kevin Varner**  
*Team Orthopedist*



**Daniel Velasco**  
*Marketing Manager*



**Becky Virtue**  
*Executive Assistant to  
Robert C. McNair*



**Megan Weller**  
*Account Executive,  
Suite Sales*



**Keyl Woolet**  
*Marketing Coordinator*



**Fara Yoder**  
*Marketing Research Analyst*



**Trey Young**  
*Ticket Service Manager*

# FORD F-150 THE TRUCK OF TEXAS

TEXAS AUTO WRITERS' AWARDS

2012 F-150  
**TRUCK OF TEXAS**

FORD MOTOR COMPANY  
**TRUCK LINE OF TEXAS**

FORD ECOBOOST ENGINE TECHNOLOGY  
**OUTSTANDING FEATURE**



FORD F-SERIES  
**35**  
YEARS  
AMERICA'S  
BEST-SELLING  
TRUCK

## THE RIGHT CHOICE. THE WRITERS' CHOICE.

Ford F-150 has been voted the 2012 Truck of Texas by the Texas Auto Writers Association. As the Best-Selling Truck in Texas, they've only confirmed what you've known all along - Ford is The Best In Texas.

**Best-In-Class Towing. Best-In-Class Payload.  
Best-In-Class Fuel-Economy.\* Best In Texas.**



Official Trucks of  
the Houston Texans



**BEST IN TEXAS**  
texasford.com

# 2011 SEASON REVIEW



# 2011 FINAL STATISTICS (10-6)

Date	W/L	Score	Opponent	Attendance	RUSHING	No.	Yds	Avg	Long	TD
9/11	W	34-7	Indianapolis	71,444	A.Foster	278	1,224	4.4	43	10
9/18	W	23-13	at Miami	51,032	B.Tate	175	942	5.4	56	4
9/25	L	33-40	at New Orleans	73,002	D.Ward	45	154	3.4	15	2
10/2	W	17-10	Pittsburgh	71,585	T.Yates	14	57	4.1	17	0
10/9	L	20-25	Oakland	71,420	S.Slaton	7	20	2.9	13	0
10/16	L	14-29	at Baltimore	71,154	J.Jones	4	17	4.3	15	0
10/23	W	41-7	at Tennessee	69,143	J.Casey	1	11	11.0	11	0
10/30	W	24-14	Jacksonville	71,412	M.Schaub	15	9	0.6	3	2
11/6	W	30-12	Cleveland	71,511	A.Johnson	1	8	8.0	8	0
11/13	W	37-9	at Tampa Bay	56,037	C.Ogbonnaya	3	6	2.0	4	0
11/27	W	20-13	at Jacksonville	62,004	B.Johnson	1	1	1.0	1	0
12/4	W	17-10	Atlanta	71,545	L.Vickers	1	0	0.0	0	0
12/11	W	20-19	at Cincinnati	40,202	J.Delhomme	0	0	0	0	0
12/18	L	13-28	Carolina	71,540	M.Leinart	1	-1	-1.0	-1	0
12/22	L	16-19	at Indianapolis	64,159	<b>TEXANS</b>	<b>546</b>	<b>2,448</b>	<b>4.5</b>	<b>56</b>	<b>18</b>
1/1/12	L	22-23	Tennessee	71,512	<b>Opponents</b>	<b>378</b>	<b>1,536</b>	<b>4.1</b>	<b>42</b>	<b>8</b>

TEAM STATISTICS		Texans	Opponents	RECEIVING		No.	Yds	Avg	Long	TD			
<b>TOTAL FIRST DOWNS</b>		321	270	O.Daniels	54	677	12.5	34	3	3			
Rushing		131	73	A.Foster	53	617	11.6	78	2	3			
Passing		176	166	K.Walter	39	474	12.2	41	3	2			
Penalty		14	31	A.Johnson	33	492	14.9	50	2	2			
3rd Down: Made/Att		93/224	76/212	J.Jones	31	512	16.5	80	2	2			
3rd Down Pct.		41.5%	35.8%	J.Dreessen	28	353	12.6	56	6	6			
4th Down: Made/Att		3/11	6/13	J.Casey	18	260	14.4	62	1	1			
4th Down Pct.		27.3%	46.2%	B.Tate	13	98	7.5	14	0	0			
<b>POSSESSION AVG.</b>		32:41	4:57	B.Johnson	6	90	15.0	40	1	1			
<b>TOTAL NET YARDS</b>		5,954	4,571	D.Mason	6	55	9.2	16	0	0			
Avg. Per Game		372.1	285.7	L.Vickers	4	29	7.3	17	0	0			
Total Plays		1,046	960	G.Graham	1	24	24.0	24	0	0			
Avg. Per Play		5.7	4.8	D.Anderson	1	9	9.0	9	0	0			
<b>NET YARDS RUSHING</b>		2,448	1,536	S.Slaton	1	6	6.0	6	0	0			
Avg. Per Game		153.0	96.0	<b>TEXANS</b>	<b>288</b>	<b>3,696</b>	<b>12.8</b>	<b>80</b>	<b>20</b>	<b>18</b>			
Total Rushes		546	378	<b>Opponents</b>	<b>279</b>	<b>3,322</b>	<b>11.9</b>	<b>56</b>	<b>18</b>	<b>8</b>			
<b>NET YARDS PASSING</b>		3,506	3,035	<b>INTERCEPTIONS</b>		<b>No.</b>	<b>Yds</b>	<b>Avg</b>	<b>Long</b>	<b>TD</b>			
Avg. Per Game		219.1	189.7	J.Joseph	4	40	10.0	29	0	0			
Sacked/Yards Lost		33/190	44/287	J.Allen	4	34	8.5	34	0	0			
Gross Yards		3,696	3,322	B.McCain	2	48	24.0	38	1	1			
Attempts/Completions		467/288	538/279	Q.Demps	2	47	23.5	42	0	0			
Completion Pct.		61.7%	51.9%	D.Manning	2	22	11.0	22	0	0			
Had Intercepted		9	17	B.Cushing	2	5	2.5	5	0	0			
<b>PUNTS/AVERAGE</b>		74/44.0	83/46.9	K.Jackson	1	0	0.0	0	0	0			
NET PUNTING AVG.		37.7	39.6	<b>TEXANS</b>	<b>17</b>	<b>196</b>	<b>11.5</b>	<b>42</b>	<b>1</b>	<b>0</b>			
PENALTIES/YARDS		99/852	88/686	<b>Opponents</b>	<b>9</b>	<b>132</b>	<b>14.7</b>	<b>27</b>	<b>0</b>	<b>0</b>			
FUMBLES/BALL LOST		20/11	18/10	<b>PUNTING</b>		<b>No.</b>	<b>Yds</b>	<b>Avg</b>	<b>Net</b>	<b>TB</b>	<b>In</b>	<b>Lg</b>	<b>B</b>
TOUCHDOWNS		41	27	B.Hartmann	58	2,573	44.4	37.8	7	15	69	0	
Rushing		18	8	M.Turk	16	683	42.7	37.4	1	4	55	0	
Passing		20	18	<b>TEXANS</b>	<b>74</b>	<b>3,256</b>	<b>44.0</b>	<b>37.7</b>	<b>8</b>	<b>19</b>	<b>69</b>	<b>0</b>	
Returns		3	1	<b>Opponents</b>	<b>83</b>	<b>3,896</b>	<b>46.9</b>	<b>39.6</b>	<b>4</b>	<b>25</b>	<b>70</b>	<b>0</b>	

SCORE BY PERIODS		1	2	3	4	OT	Total
TEXANS		110	107	63	101	0	381
Opponents		39	78	56	105	0	278

SCORING	TD	Ru	Pa	Rt	PAT	FG	SAF	TP
N.Rackers	0	0	0	0	39/40	32/38	0	135
A.Foster	12	10	2	0	0/0	0/0	0	72
J.Dreessen	6	0	6	0	0/0	0/0	0	36
B.Tate	4	4	0	0	0/0	0/0	0	24
O.Daniels	3	0	3	0	0/0	0/0	0	18
J.Jones	3	0	2	1	0/0	0/0	0	18
K.Walter	3	0	3	0	0/0	0/0	0	18
A.Johnson	2	0	2	0	0/0	0/0	0	12
D.Ward	2	2	0	0	0/0	0/0	0	12
M.Schaub	2	2	0	0	0/0	0/0	0	12
W.Smith	1	0	0	1	0/0	0/0	0	6
B.Johnson	1	0	1	0	0/0	0/0	0	6
B.McCain	1	0	0	1	0/0	0/0	0	6
J.Casey	1	0	1	0	0/0	0/0	0	6
<b>TEXANS</b>	<b>41</b>	<b>18</b>	<b>20</b>	<b>3</b>	<b>39/40</b>	<b>32/38</b>	<b>0</b>	<b>381</b>
<b>Opponents</b>	<b>27</b>	<b>8</b>	<b>18</b>	<b>1</b>	<b>22/22</b>	<b>30/36</b>	<b>2</b>	<b>278</b>

PUNT RETURNS	Ret	FC	Yds	Avg	Long	TD
J.Jones	49	7	518	10.6	79	1
S.Keo	1	1	11	11.0	11	0
T.Holliday	1	3	0	0.0	0	0
<b>TEXANS</b>	<b>51</b>	<b>11</b>	<b>529</b>	<b>10.4</b>	<b>79</b>	<b>1</b>
<b>Opponents</b>	<b>32</b>	<b>20</b>	<b>307</b>	<b>9.6</b>	<b>33</b>	<b>0</b>

KICKOFF RETURNS	No	Yds	Avg	Long	TD
D.Manning	13	356	27.4	46	0
S.McManis	10	205	20.5	45	0
Q.Demps	5	169	33.8	50	0
J.Casey	1	0	0.0	0	0
<b>TEXANS</b>	<b>29</b>	<b>730</b>	<b>25.2</b>	<b>50</b>	<b>0</b>
<b>Opponents</b>	<b>46</b>	<b>1,030</b>	<b>22.4</b>	<b>63</b>	<b>0</b>

FIELD GOALS	1-19	20-29	30-39	40-49	50+
N.Rackers	0/0	13/13	9/10	4/8	3/4
<b>TEXANS</b>	<b>0/0</b>	<b>13/13</b>	<b>9/10</b>	<b>4/8</b>	<b>3/4</b>
<b>Opponents</b>	<b>1/1</b>	<b>6/7</b>	<b>6/9</b>	<b>8/9</b>	<b>6/7</b>

2-Pt. Conversions: TEXANS 0/1, Opponents: 2/5  
**SACKS:** C.Barwin 11.5, A.Smith 6.5, B.Reed 6.0, J.Watt 5.5, M.Williams 5.0, B.Cushing 4.0, T.Jamison 2.0, S.Cody 1.0, E.Mitchell 1.0, J.Nading 0.5, B.Braman 0.5, T.Nolan 0.5. **TEXANS: 44.0, Opponents: 33.0.**  
**FUMBLES/LOST:** B.Tate 4/3, A.Foster 4/3, D.Manning 1/0, M.Schaub 3/1, T.Yates 5/3, J.Delhomme 1/1, S.McManis 1/0.  
**TEXANS: 19/11, Opponents: 17/9.**  
**N.Rackers:** (25G, 29G) (23G, 22G, 36G) (25G) (41WL, 54G, 40G) ( ) (32G, 29G) (46WR, 39G) (28G, 21G, 50G) (22G, 37WL) (53G, 33G) (43G, 54SH) (46G, 47WR, 33G) (49WR, 26G, 34G) (44G, 35G, 31G) (52G, 37G, 22G)  
**Opponents:** (37WR) (42G, 22B, 34WL, 34G) (30B, 26G) (54G, 55G, 50G, 42G) (43G, 48G, 25G, 33G, 40G) ( ) ( ) (50G, 51G) (55G) (21G, 55WR, 35G) (19G) (22G, 47G, 49G, 28G) ( ) (23G, 32G, 42WL, 47G, 31G) (21G, 43G, 33G)

PASSING	Att	Comp	Yds	Cmp%	Yds/Att	TD	TD%	Int	Int%	Long	Sack/Lost	Rating
M.Schaub	292	178	2,479	61.0%	8.5	15	5.1%	6	2.1%	80	16/98	96.8
T.Yates	134	82	949	61.2%	7.1	3	2.2%	3	2.2%	50	15/74	80.7
J.Delhomme	28	18	211	64.3%	7.5	1	3.6%	0	0.0%	40	2/18	98.9
M.Leinart	13	10	57	76.9%	4.4	1	7.7%	0	0.0%	20	0/0	110.1
<b>TEXANS</b>	<b>467</b>	<b>288</b>	<b>3,696</b>	<b>61.7%</b>	<b>7.9</b>	<b>20</b>	<b>4.3%</b>	<b>9</b>	<b>1.9%</b>	<b>80</b>	<b>33/190</b>	<b>92.7</b>
<b>Opponents</b>	<b>538</b>	<b>279</b>	<b>3,322</b>	<b>51.9%</b>	<b>6.2</b>	<b>18</b>	<b>3.3%</b>	<b>17</b>	<b>3.2%</b>	<b>56</b>	<b>44/287</b>	<b>69.0</b>



# 2011 FINAL STATISTICS (10-6)

## DEFENSIVE STATISTICS

TACKLES	Solo	Asst	Total	Sck-Yrds	Tackles For Loss	QB Press	INT-Yards	Pass Def.	Forced Fumbles	Fumble Recovery
Brian Cushing	76	38	114	4.0-21.0	8	12	2-5	5	2	0
Glover Quin	59	18	77	0.0-0.0	2	0	0-0	9	0	1
DeMeco Ryans	44	20	64	0.0-0.0	6	2	0-0	4	1	0
Daniele Manning	44	15	59	0.0-0.0	0	2	2-22	4	0	0
J.J. Watt	49	7	56	5.5-47.5	13	14	0-0	4	0	2
Connor Barwin	34	13	47	11.5-78.5	12	27	0-0	7	1	0
Johnathan Joseph	40	4	44	0.0-0.0	2	0	4-40	15	1	0
Brooks Reed	30	14	44	6.0-36.0	7	11	0-0	3	0	2
Kareem Jackson	35	5	40	0.0-0.0	2	0	1-0	7	1	0
Jason Allen	33	4	37	0.0-0.0	2	0	4-34	11	0	0
Troy Nolan	25	7	32	0.5-0.5	1	1	0-0	4	0	0
Earl Mitchell	14	13	27	1.0-0.0	0	1	0-0	1	0	0
Antonio Smith	19	6	25	6.5-44.5	10	16	0-0	3	1	0
Brice McCain	24	1	25	0.0-0.0	0	1	2-48	12	0	0
Shaun Cody	16	7	23	1.0-7.0	2	3	0-0	2	0	1
Quintin Demps	18	4	22	0.0-0.0	0	1	2-47	4	0	0
Tim Jamison	14	5	19	2.0-16.0	2	3	0-0	2	1	1
Tim Bulman	6	6	12	0.0-0.0	0	0	0-0	0	0	0
Mario Williams	10	1	11	5.0-29.0	5	6	0-0	1	1	0
Darryl Sharpton	9	0	9	0.0-0.0	0	0	0-0	0	0	0
Tim Dobbins	2	2	4	0.0-0.0	1	0	0-0	1	1	0
Mister Alexander	3	0	3	0.0-0.0	0	0	0-0	0	0	0
Jesse Nading	2	1	3	0.5-3.5	1	0	0-0	0	0	0
Brandon Harris	1	0	1	0.0-0.0	0	1	0-0	0	0	0
Bryan Braman	0	1	1	0.5-3.5	1	1	0-0	0	0	1
<b>TEXANS</b>	<b>607</b>	<b>192</b>	<b>799</b>	<b>44.0-287</b>	<b>77</b>	<b>102</b>	<b>17-196</b>	<b>99</b>	<b>10</b>	<b>8</b>
<b>Opponent</b>	<b>749</b>	<b>220</b>	<b>969</b>	<b>33.0-190</b>	<b>75</b>	<b>52</b>	<b>9-132</b>	<b>62</b>	<b>15</b>	<b>12</b>

**MISCELLANEOUS TACKLES:** Jacoby Jones 2, Kevin Walter 2, Arian Foster 2, Eric Winston 2, Mike Brisiel 2 (1 assist), Wade Smith 2, Antoine Caldwell 1, Arian Foster 1, Andre Johnson 1, Chris Myers 1, T. Yates 1; Owen Daniels 1 (assist)

**MISCELLANEOUS FUMBLE RECOVERIES:** Wade Smith 2, Arian Foster 2, Matt Schaub 1, K. Walter 1, E. Winston 1, T.J. Yates 1.

**MISCELLANEOUS FORCED FUMBLES:** Mike Brisiel, 1.

## SPECIAL TEAMS STATISTICS

	Solo	Asst	Total	PAT	Blocks Punt	FG	Forced Fumble	Fumble Recovery
Tim Dobbins	9	0	9	0	0	0	0	0
Jason Allen	8	0	8	0	0	0	0	0
Jesse Nading	7	1	8	0	0	0	1	0
Bryan Braman	5	2	7	0	0	0	0	0
Sherrick McManis	4	1	5	0	0	0	1	0
Joel Dreessen	4	0	4	0	0	0	0	0
Brett Hartmann	4	0	4	0	0	0	0	0
Shiloh Keo	4	0	4	0	0	0	0	0
Mister Alexander	4	0	4	0	0	0	0	0
Troy Nolan	3	0	3	0	0	0	0	0
James Casey	3	0	3	0	0	0	0	0
Dominique Barber	3	0	3	0	0	0	0	0
Bryant Johnson	3	0	3	0	0	0	0	0
Darryl Sharpton	3	0	3	0	0	0	0	0
Brice McCain	3	0	3	0	0	0	0	0
Neil Rackers	2	1	3	0	0	0	0	0
Brandon Harris	1	1	2	0	0	0	0	0
Lawrence Vickers	2	0	2	0	0	0	0	0
Kareem Jackson	2	0	2	0	0	0	0	0
Quintin Demps	0	1	1	0	0	0	0	0
David Anderson	1	0	1	0	0	0	0	0
Chris Ogbonnaya	1	0	1	0	0	0	0	0
Brooks Reed	1	0	1	0	0	0	0	0
Matt Turk	0	1	1	0	0	0	0	0
Earl Mitchell	0	0	0	0	0	0	0	2
Danieal Manning	0	0	0	0	0	1	0	0
J.J. Watt	0	0	0	0	0	1	0	0
<b>TEXANS</b>	<b>77</b>	<b>8</b>	<b>85</b>	<b>0</b>	<b>0</b>	<b>2</b>	<b>2</b>	<b>2</b>
<b>Opponent</b>	<b>68</b>	<b>20</b>	<b>88</b>	<b>1</b>	<b>0</b>	<b>0</b>	<b>2</b>	<b>4</b>



# 2011 POSTSEASON STATISTICS

Date	W/L	Score	Opponent	Attendance	RUSHING	No.	Yds	Avg	Long	TD						
1/7/12	W	31-10	Cincinnati	71,725	A.Foster	51	285	5.6	42t	3						
1/15/12	L	13-20	at Baltimore	71,547	B.Tate	9	37	4.1	9	0						
<b>TEAM STATISTICS</b>																
<b>TOTAL FIRST DOWNS</b>					Texans	Opponents										
Rushing					35	32										
Passing					14	10										
Penalty					20	20										
3rd Down: Made/Att					1	2										
3rd Down Pct.					11/27	10/29										
4th Down: Made/Att					40.7%	34.5%										
4th Down Pct.					0/1	0/3										
POSSESSION AVG.					0.0%	0.0%										
TOTAL NET YARDS					29.12	30.49										
Avg. Per Game					655	527										
Total Plays					327.5	263.5										
Avg. Per Play					120	128										
NET YARDS RUSHING					5.5	4.1										
Avg. Per Game					319	163										
Total Rushes					159.5	81.5										
NET YARDS PASSING					63	50										
Avg. Per Game					336	364										
Sacked/Yards Lost					168.0	182.0										
Gross Yards					2/7	9/69										
Attempts/Completions					343	433										
Completion Pct.					55/28	69/41										
Had Intercepted					50.9%	59.4%										
PUNTS/AVERAGE					3	3										
NET PUNTING AVG.					10/45.1	12/49.1										
PENALTIES/YARDS					41.1	44.4										
FUMBLES/BALL LOST					8/107	3/25										
TOUCHDOWNS					3/1	4/0										
Rushing					5	3										
Passing					3	1										
Returns					1	2										
SCORE BY PERIODS					1	2	3	4	OT	Total						
TEXANS					10	20	7	7	0	44						
Opponents					24	3	0	3	0	30						
SCORING					TD	Ru	Pa	Rt	PAT	FG	SAF	TP				
A.Foster					3	3	0	0	0/0	0/0	0	18				
N.Rackers					0	0	0	0	5/5	3/4	0	14				
A.Johnson					1	0	1	0	0/0	0/0	0	6				
J.Watt					1	0	0	1	0/0	0/0	0	6				
TEXANS					5	3	1	1	5/5	3/4	0	44				
Opponents					3	1	2	0	3/3	3/4	0	30				
2-Pt. Conversions:					TEXANS 0/0, Opponents: 0/0											
SACKS:					J. Watt 3.5, B. Reed 3.5, E. Mitchell 1.0, A. Smith 1.0. TEXANS: 9.0, Opponents: 2.0.											
FUMBLES/LOST:					J. Jones 2/1, A. Foster 1/0. TEXANS: 3/1, Opponents: 4/0.											
FUMBLE RECOVERIES:					None. Total: 0											
PASSING					Att	Comp	Yds	Cmp%	Yds/Att	TD	TD%	Int	Int%	Long	Sack/Lost	Rating
T.Yates					55	28	343	50.9%	6.2	1	1.8%	3	5.5%	40t	2/7	53.8
TEXANS					55	28	343	50.9%	6.2	1	1.8%	3	5.5%	40t	2/7	53.8
Opponents					69	41	433	59.4%	6.3	2	2.9%	3	4.3%	36	9/69	69.3

RECEIVING	No.	Yds	Avg	Long	TD			
A.Johnson	13	201	15.5	40t	1			
A.Foster	8	51	6.4	16	0			
O.Daniels	4	55	13.8	21	0			
K.Walter	3	36	12.0	19	0			
J.Dreessen	0	0	0	0	0			
J.Casey	0	0	0	0	0			
B.Tate	0	0	0	0	0			
TEXANS	28	343	12.3	40t	1			
Opponents	41	433	10.6	36	2			
INTERCEPTIONS	No.	Yds	Avg	Long	TD			
J.Watt	1	29	29.0	29t	1			
D.Manning	1	0	0.0	0	0			
J.Joseph	1	-1	-1.0	-1	0			
TEXANS	3	28	9.3	29t	1			
Opponents	3	1	0.3	1	0			
PUNTING	No.	Yds	Avg	Net	TB	In	Lg	B
M.Turk	10	451	45.1	41.1	1	2	56	0
TEXANS	10	451	45.1	41.1	1	2	56	0
Opponents	12	589	49.1	44.4	2	2	64	0
PUNT RETURNS	Ret	FC	Yds	Avg	Long	TD		
J.Jones	9	0	16	1.8	9	0		
TEXANS	9	0	16	1.8	9	0		
Opponents	3	5	20	6.7	8	0		
KICKOFF RETURNS	No.	Yds	Avg	Long	TD			
D.Manning	4	133	33.3	60	0			
TEXANS	4	133	33.3	60	0			
Opponents	2	47	23.5	25	0			
FIELD GOALS	1-19	20-29	30-39	40-49	50+			
N.Rackers	0/0	0/0	2/2	1/1	0/1			
TEXANS	0/0	0/0	2/2	1/1	0/1			
Opponents	0/0	0/0	1/1	2/2	0/1			
N.Rackers: (39G) (40G, 33G, 50SH)								
Opponents: (50WR, 37G) (48G, 44G)								



# 2011 POSTSEASON STATISTICS

## DEFENSIVE STATISTICS

TACKLES	Solo	Asst	Total	Sck-Yrds	Tackles For Loss	QB Press	INT-Yards	Pass Def.	Forced Fumbles	Fumble Recovery
Brian Cushing	10	9	19	0.0-0.0	1	0	0-0	1	0	0
Danieal Manning	13	3	16	0.0-0.0	0	0	1-0	2	0	0
J.J. Watt	11	3	14	3.5-29.0	4	4	1-29	1	0	0
Brooks Reed	9	4	13	3.5-23.0	2	3	0-0	0	1	0
DeMeco Ryans	4	7	11	0.0-0.0	1	0	0-0	0	0	0
Kareem Jackson	7	1	8	0.0-0.0	0	0	0-0	1	0	0
Johnathan Joseph	8	0	8	0.0-0.0	1	0	1--1	5	0	0
Antonio Smith	7	1	8	1.0-8.0	3	1	0-0	0	0	0
Glover Quin	6	2	8	0.0-0.0	0	0	0-0	0	0	0
Shaun Cody	2	5	7	0.0-0.0	0	0	0-0	0	0	0
Jason Allen	3	2	5	0.0-0.0	0	0	0-0	2	0	0
Earl Mitchell	3	2	5	1.0-9.0	1	1	0-0	1	0	0
Connor Barwin	5	0	5	0.0-0.0	0	2	0-0	0	0	0
Quintin Demps	3	0	3	0.0-0.0	1	0	0-0	0	0	0
Tim Jamison	1	1	2	0.0-0.0	0	0	0-0	1	0	0
Tim Dobbins	2	0	2	0.0-0.0	0	0	0-0	0	0	0
Brice McCain	0	0	0	0.0-0.0	0	0	0-0	2	0	0
J. Nading	0	0	0	0.0-0.0	0	0	0-0	0	1	0
<b>TEXANS</b>	<b>94</b>	<b>40</b>	<b>134</b>	<b>9.0-69</b>	<b>14</b>	<b>11</b>	<b>3-28</b>	<b>16</b>	<b>2</b>	<b>0</b>
<b>Opponent</b>	<b>88</b>	<b>18</b>	<b>106</b>	<b>2.0-7</b>	<b>4</b>	<b>5</b>	<b>3-1</b>	<b>14</b>	<b>2</b>	<b>0</b>

## SPECIAL TEAMS STATISTICS

	Solo	Asst	Total	PAT	Blocks Punt	FG	Forced Fumble	Fumble Recovery
James Casey	3	0	3	0	0	0	0	0
Tim Dobbins	1	0	1	0	0	0	0	0
Jesse Nading	1	0	1	0	0	0	1	0
Jason Allen	1	0	1	0	0	0	0	0
Jon Weeks	1	0	1	0	0	0	0	0
Bryan Braman	0	1	1	0	0	0	0	0
Shiloh Keo	0	1	1	0	0	0	0	0
Sherrick McManis	0	1	1	0	0	0	0	0
Jacoby Jones	0	0	0	0	0	0	0	1
<b>TEXANS</b>	<b>7</b>	<b>3</b>	<b>10</b>	<b>0</b>	<b>0</b>	<b>0</b>	<b>1</b>	<b>1</b>
<b>OPPONENT</b>	<b>13</b>	<b>0</b>	<b>13</b>	<b>0</b>	<b>0</b>	<b>0</b>	<b>1</b>	<b>2</b>



# 2011 GAME-BY-GAME PARTICIPATION

NAME	9/11 vs IND	9/18 at MIA	9/25 vs NO	10/2 vs PIT	10/9 vs OAK	10/16 at BAL	10/23 at TEN	10/30 vs JAX	11/6 vs CLE	11/13 at TB	11/27 at JAX	12/4 vs ATL	12/11 at CIN	12/18 vs CAR	12/22 at IND	1/1/12 vs TEN	Regular Season GP-GS-DNP-IA	1/17/12 vs CIN	1/15/12 at BAL	Postseason GP-GS-DNP-IA	
Alexander, Miler	PS	PS	PS	PS	PS	PS	PS	PS	SUB	SUB	SUB	SUB	SUB	SUB	SUB	SUB	8-0-0-0	SUB	SUB	2-0-0	
Allen, Jason	SUB	SUB	SUB	SUB	SUB	SUB	SUB	SUB	SUB	SUB	SUB	SUB	SUB	SUB	SUB	SUB	16-4-0-0	SUB	SUB	2-0-0	
Anderson, David	NWT	SUB	IA	IA	IA	SUB	NWT	NWT	NWT	NWT	NWT	NWT	NWT	NWT	NWT	NWT	2-0-0	NWT	NWT	0-0-0	
Austin, Thomas	IA	IA	IA	IA	IA	IA	IA	IA	IA	IA	IA	IA	IA	IA	IA	IA	1-0-2-13	IA	IA	0-0-2	
Barber, Dominique	SUB	SUB	SUB	SUB	SUB	SUB	SUB	IR	IR	IR	IR	IR	IR	IR	IR	IR	6-0-0-0	IR	IR	0-0-0	
Barbieri, Howard	PS	PS	PS	PS	PS	PS	PS	PS	PS	PS	PS	PS	PS	PS	PS	PS	0-0-0-0	PS	PS	0-0-0	
Barvin, Connor	SLB	SLB	SLB	SLB	SLB	SLB	SLB	SLB	SLB	SLB	SLB	SLB	SLB	SLB	SLB	SLB	16-16-0-0	SLB	SLB	2-0-0	
Braman, Bryan	SUB	SUB	SUB	SUB	SUB	SUB	SUB	SUB	SUB	SUB	SUB	SUB	SUB	SUB	SUB	SUB	16-0-0-0	SUB	SUB	2-0-0	
Brisiel, Mike	RG	RG	RG	RG	RG	RG	RG	RG	RG	RG	RG	RG	RG	IA	IA	IA	13-13-0-3	RG	RG	2-2-0	
Brown, Duane	LT	LT	LT	LT	LT	LT	LT	LT	LT	LT	LT	LT	LT	LT	LT	LT	16-16-0-0	LT	LT	2-2-0	
Bulman, Tim	IA	SUB	SUB	SUB	SUB	SUB	IA	SUB	SUB	SUB	IA	IA	IA	IA	SUB	SUB	10-0-0-6	SUB	SUB	2-0-0	
Butler, Rashad	SUB	SUB	IR	IR	IR	IR	IR	IR	IR	IR	IR	IR	IR	IR	IR	IR	2-0-0-0	IR	IR	0-0-0	
Caldwell, Antoine	DNP	DNP	DNP	DNP	SUB	DNP	DNP	DNP	DNP	SUB	DNP	DNP	DNP	RG	RG	RG	5-3-11-0	SUB	SUB	2-0-0	
Carmichael, Roc	IA	IR	IR	IR	IR	IR	IR	IR	IR	IR	IR	IR	IR	IR	IR	IR	0-0-1-1	IR	IR	0-0-0	
Casey, James	FB	FB	FB	FB	FB	IA	IA	SUB	SUB	SUB	FB	SUB	SUB	SUB	TE	TE	14-7-1-1	TE	SUB	2-1-0	
Clemens, Kellen	NWT	NWT	NWT	NWT	NWT	NWT	NWT	NWT	NWT	NWT	NWT	IA	IA	NWT	NWT	NWT	0-0-2-0	NWT	NWT	0-0-0	
Cody, Shaun	NT	NT	NT	NT	NT	NT	NT	NT	NT	NT	NT	NT	NT	NT	NT	NT	16-16-0-0	SUB	NT	2-1-0	
Cushing, Brian	ILB	ILB	ILB	ILB	ILB	ILB	ILB	ILB	ILB	ILB	ILB	ILB	ILB	ILB	ILB	ILB	16-16-0-0	ILB	ILB	2-2-0	
Daniels, Owen	TE	TE	TE	TE	TE	TE	TE	TE	TE	TE	TE	TE	TE	TE	TE	TE	16-15-0-1	TE	TE	2-2-0	
Davis, James	NWT	NWT	NWT	PS	PS	NWT	NWT	NWT	NWT	NWT	NWT	NWT	NWT	NWT	NWT	NWT	0-0-0-0	NWT	NWT	0-0-0	
DeHorne, Jake	NWT	NWT	NWT	NWT	NWT	NWT	NWT	NWT	NWT	NWT	NWT	DNP	DNP	DNP	DNP	DNP	1-0-4-0	DNP	DNP	0-2-0	
Demp, Quintin	NWT	NWT	NWT	NWT	NWT	NWT	NWT	SUB	SUB	SUB	SUB	SUB	SUB	SUB	SUB	SUB	9-0-0-0	CB	SUB	2-1-0	
Dobbins, Tim	SUB	SUB	SUB	SUB	IA	SUB	SUB	SUB	SUB	SUB	SUB	SUB	SUB	SUB	SUB	SUB	15-0-0-1	SUB	SUB	2-0-0	
Dressen, Joel	SUB	SUB	SUB	TE	TE	TE	TE	TE	TE	TE	SUB	TE	TE	TE	TE	TE	16-10-0-0	SUB	SUB	2-0-0	
Edison, Dominique	NWT	NWT	NWT	PS	PS	PS	PS	PS	NWT	NWT	PS	NWT	NWT	NWT	NWT	NWT	0-0-0-0	NWT	NWT	0-0-0	
Foster, Arjan	IA	RB	IA	RB	RB	RB	RB	RB	RB	RB	RB	RB	RB	RB	RB	IA	13-13-0-3	RB	RB	2-2-0	
Garcia, Jeff	NWT	NWT	NWT	NWT	NWT	NWT	NWT	NWT	NWT	NWT	NWT	NWT	IA	IA	IA	IA	0-0-4-0	IA	IA	0-0-2	
Gardner, Andrew	PS	PS	IA	IA	IA	IA	IA	IA	IA	IA	IA	IA	IA	IA	IA	IA	1-0-1-3	IA	IA	0-0-2	
Gibson, Thaddeus	NWT	NWT	NWT	NWT	PS	PS	PS	PS	NWT	NWT	NWT	NWT	NWT	NWT	NWT	NWT	0-0-0-0	NWT	NWT	0-0-0	
Graham, Garrett	IA	IA	SUB	SUB	SUB	SUB	SUB	IA	IA	IA	IA	IA	IA	IA	IA	IA	7-0-9-9	IA	IA	0-0-2	
Harris, Brandon	IA	IA	SUB	SUB	SUB	IA	IA	IA	IA	IA	IA	IA	IA	IA	SUB	SUB	7-0-9-9	IA	IA	0-0-2	
Harris, Ra-Shon	NWT	NWT	NWT	NWT	NWT	NWT	NWT	NWT	NWT	PS	PS	PS	PS	PS	PS	PS	0-0-0-0	PS	PS	0-0-0	
Hartmann, Brett	SUB	SUB	SUB	SUB	SUB	SUB	SUB	SUB	SUB	SUB	SUB	SUB	IR	IR	IR	IR	12-0-0-0	IR	IR	0-0-0	
Holiday, Trindon	PS	PS	PS	PS	NWT	IA	SUB	PS	PS	PS	PS	PS	PS	PS	PS	PS	1-0-1-1	PS	PS	0-0-0	
Iglesias, Juan	NWT	NWT	NWT	NWT	PS	PS	NWT	NWT	NWT	NWT	NWT	NWT	NWT	PS	PS	PS	0-0-0-0	PS	PS	0-0-0	
Jackson, Kareem	LCB	SUB	LCB	IA	SUB	LCB	LCB	LCB	LCB	LCB	LCB	LCB	LCB	LCB	LCB	LCB	15-13-0-1	LCB	LCB	2-2-0	
Jamson, Tim	SUB	SUB	SUB	SUB	SUB	SUB	SUB	SUB	SUB	SUB	SUB	SUB	SUB	SUB	SUB	SUB	16-0-0-0	SUB	SUB	2-0-0	
Jean, Lestar	IR	IR	IR	IR	IR	IR	IR	IR	IR	IR	IR	IR	IR	IR	IR	IR	0-0-0-0	IR	IR	0-0-0	
Johnson, Andre	WR	WR	WR	WR	IA	IA	IA	IA	IA	IA	WR	WR	IA	IA	IA	WR	7-7-9-9	WR	WR	2-2-0	
Johnson, Bryant	SUB	SUB	SUB	SUB	SUB	SUB	SUB	SUB	SUB	SUB	SUB	SUB	SUB	SUB	SUB	SUB	16-0-0-0	SUB	SUB	2-0-0	
Jones, Jacoby	SUB	WR	SUB	SUB	WR	WR	WR	WR	WR	WR	SUB	SUB	WR	WR	WR	WR	16-11-0-0	SUB	SUB	2-0-0	
Joseph, Johnathan	RCB	RCB	RCB	RCB	RCB	RCB	RCB	RCB	RCB	RCB	RCB	RCB	RCB	RCB	RCB	RCB	IA	15-15-0-0	RCB	RCB	2-2-0
Keo, Shiloh	PS	PS	PS	PS	PS	PS	PS	PS	SUB	SUB	SUB	SUB	SUB	SUB	SUB	SUB	10-0-0-0	SUB	SUB	2-0-0	
Leinart, Matt	DNP	DNP	DNP	DNP	DNP	DNP	DNP	DNP	DNP	SUB	OB	IR	IR	IR	IR	IR	2-1-0-0	IR	IR	0-0-0	
Mileski, Jeff	PS	PS	PS	PS	PS	PS	PS	PS	PS	PS	PS	PS	PS	PS	PS	PS	3-0-0-0	IA	IA	0-0-2	
Manning, Daneal	FS	FS	FS	FS	FS	FS	FS	FS	IA	IA	FS	FS	FS	FS	FS	FS	13-13-0-3	FS	FS	2-2-0	
Mason, Derrick	NWT	NWT	NWT	NWT	SUB	SUB	SUB	SUB	SUB	SUB	SUB	DNP	SUB	NWT	NWT	NWT	172-1-2-0	NWT	NWT	0-0-0	
McCain, Brice	SUB	SUB	SUB	SUB	SUB	SUB	SUB	SUB	SUB	SUB	SUB	SUB	SUB	SUB	SUB	SUB	16-0-0-0	CB	SUB	2-1-0	
McManis, Sherrick	SUB	SUB	IA	IA	IA	SUB	SUB	SUB	SUB	IA	SUB	SUB	SUB	IA	IA	IA	9-0-7-7	SUB	SUB	2-0-0	
Mitchell, Earl	SUB	SUB	SUB	SUB	SUB	SUB	SUB	SUB	SUB	SUB	SUB	SUB	SUB	SUB	SUB	SUB	16-0-0-0	SUB	SUB	2-0-0	
Morris, Darus	IR	IR	IR	IR	IR	IR	IR	IR	IR	IR	IR	IR	IR	IR	IR	IR	0-0-0-0	IR	IR	0-0-0	
Myers, Chris	C	C	C	C	C	C	C	C	C	C	C	C	C	C	C	C	16-16-0-0	C	C	2-2-0	
Nading, Jesse	PS	PS	PS	PS	PS	SUB	SUB	SUB	SUB	SUB	SUB	SUB	SUB	SUB	SUB	SUB	11-9-0-0	SUB	SUB	2-0-0	
Newton, Derek	IA	IA	SUB	SUB	SUB	SUB	SUB	SUB	SUB	SUB	SUB	SUB	SUB	SUB	SUB	SUB	14-0-2-0	SUB	SUB	2-0-0	
Nolan, Troy	SUB	SUB	SUB	SUB	SUB	SUB	SUB	FS	FS	FS	SUB	SUB	SUB	SUB	IA	IA	14-3-0-2	IA	IA	0-0-0	
Ogbonnaya, Chris	PS	PS	PS	SUB	SUB	PS	NWT	NWT	NWT	NWT	NWT	NWT	NWT	NWT	NWT	NWT	2-0-0-0	NWT	NWT	0-0-2	
Ozunuwu, Cheta	IR	NWT	NWT	NWT	NWT	NWT	NWT	NWT	NWT	NWT	NWT	NWT	NWT	NWT	NWT	NWT	0-0-0-0	NWT	NWT	0-0-0	
Quin, Glover	SS	SS	SS	SS	SS	SS	SS	SS	SS	SS	SS	SS	SS	SS	SS	SS	16-16-0-0	SS	SS	2-2-0	
Rackers, Neil	SUB	SUB	SUB	SUB	SUB	SUB	SUB	SUB	SUB	SUB	SUB	SUB	SUB	SUB	SUB	SUB	16-0-0-0	SUB	SUB	2-0-0	
Reed, Brooks	SUB	SUB	SUB	SUB	SUB	SLB	SLB	SLB	SLB	SLB	SLB	SLB	SLB	SLB	SLB	SLB	16-11-0-0	SLB	SLB	2-2-0	
Ryans, DeMeo	ILB	ILB	ILB	ILB	ILB	ILB	ILB	ILB	ILB	ILB	ILB	ILB	ILB	ILB	ILB	ILB	16-16-0-0	SUB	ILB	2-1-0	
Schaub, Matt	QB	QB	QB	QB	QB	QB	QB	QB	QB	QB	QB	IR	IR	IR	IR	IR	10-10-0-0	IR	IR	0-0-0	
Sharpton, Darryl	SUB	SUB	SUB	SUB	SUB	SUB	SUB	SUB	SUB	IR	IR	IR	IR	IR	IR	IR	8-0-0-0	IR	IR	0-0-0	
Slaton, Steve	SUB	SUB	SUB	NWT	NWT	NWT	NWT	NWT	NWT	NWT	NWT	NWT	NWT	NWT	NWT	NWT	3-0-0-0	NWT	NWT	0-0-0	
Smith, Antonio	RDE	RDE	RDE	RDE	RDE	RDE	RDE	RDE	RDE	RDE	RDE	RDE	RDE	RDE	RDE	RDE	16-16-0-0	RDE	RDE	2-2-0	
Smith, Derrell	NWT	NWT	NWT	NWT	NWT	NWT	NWT	NWT	PS	PS	PS	PS	PS	PS	PS	PS	0-0-0-0	PS	PS	0-0-0	
Smith, Shelley	IR	IR	IR	IR	IR	IR	IR	IR	IR	IR	IR	IR	IR	IR	IR	IR	0-0-0-0	IR	IR	0-0-0	
Smith, Wade	LG	LG	LG	LG	LG	LG	LG	LG	LG	LG	LG	LG	LG	LG	LG	LG	16-16-0-0	LG	LG	2-2-0	
Stuard, Casey	IR	IR	IR	IR	IR	IR	IR	IR	IR	IR	IR	IR	IR	IR	IR	IR	0-0-0-0	IR	IR	0-0-0	
Tate, Ben	SUB	SUB	RB	SUB	DNP	SUB	SUB	SUB	SUB	SUB	SUB	SUB	SUB	SUB	SUB	SUB	35-1-0-0	SUB	SUB	2-0-0	
Toliver, Terrence	IR	NWT	NWT	NWT	NWT	NWT	NWT	NWT	NWT	NWT	NWT	NWT	NWT	NWT	NWT	NWT	0-0-0-0	NWT	NWT	0-0-0	
Turk, Matt	NWT	NWT	NWT	NWT	NWT	NWT	NWT	NWT	NWT	NWT	NWT	NWT	SUB	SUB	SUB	SUB	4-0-0-0	SUB	SUB	2-0-0	
Vickers, Lawrence	SUB	SUB	SUB	SUB	SUB	SUB	SUB	SUB	SUB	IA	IA	SUB	SUB	FB	SUB	SUB	14-1-0-2	SUB	FB	2-1-0	
Walker, Kevin	WR	IA	WR	WR	WR	WR	WR	WR	WR	WR	WR	WR	WR	WR	WR	WR	15-14-0-1	WR	WR	2-2-0	
Ward, Derrick	RB	IA	IA	IA	IA	SUB	SUB	SUB	SUB	SUB	SUB	SUB	SUB	SUB	SUB	SUB	12-1-0-4	SUB	SUB	2-0-0	
Watt, J.J.	LDE	LDE	LDE	LDE	LDE	LDE	LDE	LDE	LDE	LDE	LDE	LDE	LDE	LDE	LDE	LDE	16-16-0-0	LDE	LDE	2-2-0	
Weeks, Jon	SUB	SUB	SUB	SUB	SUB	SUB	SUB	SUB	SUB	SUB	SUB	SUB	SUB	SUB	SUB	SUB	16-0-0-0	SUB	SUB	2-0-0	
Williams, Javaris	NWT	NWT	NWT	NWT	NWT	PS	PS	PS	PS	PS	PS	PS	PS	PS	PS	PS	0-0-0-0	PS	PS	0-0-0	
Williams, Mario	WLB	WLB	WLB	WLB	WLB	IR	IR	IR	IR	IR	IR	IR	IR	IR	IR	IR	5-5-0-0	IR	IR	0-0-0	
Williams, Tori	NWT	NWT	NWT	NWT	NWT	PS	PS	PS	PS	PS	PS	PS	PS	PS	PS	PS	0-0-0-0	PS	PS	0-0-0	
Winston, Eric	RT	RT	RT	RT	RT	RT	RT	RT	RT	RT	RT	RT	RT	RT	RT	RT	16-16-0-0	RT	RT	2-2-0	
Yates, T.J.	IA	IA	IA	IA	IA	IA	IA	IA	IA	IA	SUB	QB	QB	QB	QB						



# 2011 GAME-BY-GAME STARTERS

## OFFENSE

	WR	LT	LG	C	RG	RT	TE	WR	RB	QB	FB
9-11 INDIANAPOLIS	A. Johnson	D. Brown	W. Smith	C. Myers	M. Brisiel	E. Winston	O. Daniels	K. Walter	D. Ward	M. Schaub	J. Casey
9-18 at Miami	A. Johnson	D. Brown	W. Smith	C. Myers	M. Brisiel	E. Winston	O. Daniels	J. Jones	A. Foster	M. Schaub	J. Casey
9-25 at New Orleans	A. Johnson	D. Brown	W. Smith	C. Myers	M. Brisiel	E. Winston	O. Daniels	K. Walter	B. Tale	M. Schaub	J. Casey
10-2 PITTSBURGH	A. Johnson	D. Brown	W. Smith	C. Myers	M. Brisiel	E. Winston	O. Daniels	J. Dreesen (TE)	A. Foster	M. Schaub	J. Casey
10-9 OAKLAND	J. Jones	D. Brown	W. Smith	C. Myers	M. Brisiel	E. Winston	O. Daniels	K. Walter	A. Foster	M. Schaub	J. Casey
10-16 at Baltimore	J. Jones	D. Brown	W. Smith	C. Myers	M. Brisiel	E. Winston	O. Daniels	K. Walter	A. Foster	M. Schaub	J. Dreesen (TE)
10-23 at Tennessee	J. Jones	D. Brown	W. Smith	C. Myers	M. Brisiel	E. Winston	O. Daniels	K. Walter	A. Foster	M. Schaub	J. Dreesen (TE)
10-30 JACKSONVILLE	J. Jones	D. Brown	W. Smith	C. Myers	M. Brisiel	E. Winston	O. Daniels	K. Walter	A. Foster	M. Schaub	J. Dreesen (TE)
11-6 CLEVELAND	J. Jones	D. Brown	W. Smith	C. Myers	M. Brisiel	E. Winston	O. Daniels	K. Walter	A. Foster	M. Schaub	J. Dreesen (TE)
11-13 at Tampa Bay	J. Jones	D. Brown	W. Smith	C. Myers	M. Brisiel	E. Winston	O. Daniels	K. Walter	A. Foster	M. Schaub	J. Dreesen (TE)
11-27 at Jacksonville	A. Johnson	D. Brown	W. Smith	C. Myers	M. Brisiel	E. Winston	O. Daniels	K. Walter	A. Foster	M. Leinart	J. Casey
12-4 ATLANTA	A. Johnson	D. Brown	W. Smith	C. Myers	M. Brisiel	E. Winston	O. Daniels	K. Walter	A. Foster	T. Yates	J. Dreesen (TE)
12-11 at Cincinnati	J. Jones	D. Brown	W. Smith	C. Myers	M. Brisiel	E. Winston	O. Daniels	K. Walter	A. Foster	T. Yates	J. Dreesen (TE)
12-18 CAROLINA	J. Jones	D. Brown	W. Smith	C. Myers	A. Caldwell	E. Winston	O. Daniels	K. Walter	A. Foster	T. Yates	J. Dreesen (TE)
12-22 at Indianapolis	J. Jones	D. Brown	W. Smith	C. Myers	A. Caldwell	E. Winston	O. Daniels	K. Walter	A. Foster	T. Yates	L. Vickers
1-1-12 TENNESSEE	A. Johnson	D. Brown	W. Smith	C. Myers	A. Caldwell	E. Winston	J. Dreesen	K. Walter	B. Tale	T. Yates	J. Casey (TE)
POSTSEASON											
1-7-12 CINCINNATI (WC)	A. Johnson	D. Brown	W. Smith	C. Myers	M. Brisiel	E. Winston	O. Daniels	K. Walter	A. Foster	T. Yates	J. Casey (TE)
1-15-12 at Baltimore (Div)	A. Johnson	D. Brown	W. Smith	C. Myers	M. Brisiel	E. Winston	O. Daniels	K. Walter	A. Foster	T. Yates	L. Vickers

**Bold denotes rookie**

## DEFENSE

	LDE	NT	RDE	SLB	ILB	ILB	WLB	LCB	SS	FS	RCB
9-11 INDIANAPOLIS	J. Watt	S. Cody	A. Smith	C. Barwin	D. Ryans	B. Cushing	M. Williams	J. Joseph	G. Quin	D. Manning	K. Jackson
9-18 at Miami	J. Watt	S. Cody	A. Smith	C. Barwin	D. Ryans	B. Cushing	M. Williams	J. Joseph	G. Quin	D. Manning	J. Allen
9-25 at New Orleans	J. Watt	S. Cody	A. Smith	C. Barwin	D. Ryans	B. Cushing	M. Williams	J. Joseph	G. Quin	D. Manning	K. Jackson
10-2 PITTSBURGH	J. Watt	S. Cody	A. Smith	C. Barwin	D. Ryans	B. Cushing	M. Williams	J. Joseph	G. Quin	D. Manning	J. Allen
10-9 OAKLAND	J. Watt	S. Cody	A. Smith	C. Barwin	D. Ryans	B. Cushing	M. Williams	J. Joseph	G. Quin	D. Manning	J. Allen
10-16 at Baltimore	J. Watt	S. Cody	A. Smith	B. Reed	D. Ryans	B. Cushing	C. Barwin	J. Joseph	G. Quin	D. Manning	K. Jackson
10-23 at Tennessee	J. Watt	S. Cody	A. Smith	B. Reed	D. Ryans	B. Cushing	C. Barwin	J. Joseph	G. Quin	D. Manning	K. Jackson
10-30 JACKSONVILLE	J. Watt	S. Cody	A. Smith	B. Reed	D. Ryans	B. Cushing	C. Barwin	J. Joseph	G. Quin	T. Nolan	K. Jackson
11-6 CLEVELAND	J. Watt	S. Cody	A. Smith	B. Reed	D. Ryans	B. Cushing	C. Barwin	J. Joseph	G. Quin	T. Nolan	K. Jackson
11-13 at Tampa Bay	J. Watt	S. Cody	A. Smith	B. Reed	D. Ryans	B. Cushing	C. Barwin	J. Joseph	G. Quin	T. Nolan	K. Jackson
11-27 at Jacksonville	J. Watt	S. Cody	A. Smith	B. Reed	D. Ryans	B. Cushing	C. Barwin	J. Joseph	G. Quin	D. Manning	K. Jackson
12-4 ATLANTA	J. Watt	S. Cody	A. Smith	B. Reed	D. Ryans	B. Cushing	C. Barwin	J. Joseph	G. Quin	D. Manning	K. Jackson
12-11 at Cincinnati	J. Watt	S. Cody	A. Smith	B. Reed	D. Ryans	B. Cushing	C. Barwin	J. Joseph	G. Quin	D. Manning	K. Jackson
12-18 CAROLINA	J. Watt	S. Cody	A. Smith	B. Reed	D. Ryans	B. Cushing	C. Barwin	J. Joseph	G. Quin	D. Manning	K. Jackson
12-22 at Indianapolis	J. Watt	S. Cody	A. Smith	B. Reed	D. Ryans	B. Cushing	C. Barwin	J. Joseph	G. Quin	D. Manning	K. Jackson
1-1-12 TENNESSEE	J. Watt	S. Cody	A. Smith	B. Reed	D. Ryans	B. Cushing	C. Barwin	J. Allen	G. Quin	D. Manning	K. Jackson
POSTSEASON											
1-7-12 CINCINNATI (WC)	J. Watt	O. Demps (CB)	A. Smith	B. Reed	B. McCain (CB)	B. Cushing	C. Barwin	J. Joseph	G. Quin	D. Manning	K. Jackson
1-15-12 at Baltimore (Div)	J. Watt	S. Cody	A. Smith	B. Reed	D. Ryans	B. Cushing	C. Barwin	J. Joseph	G. Quin	D. Manning	K. Jackson

**Bold denotes rookie**



# 2011 HIGHS AND LOWS

## TEAM HIGHS AND LOWS

	Texans		Opponents	
	High	Low	High	Low
Points	41 at TEN	13 vs. CAR	40 at NO	7, 2x, last: at TEN
First Downs	29 at TEN	9 at JAX	27 at NO	10 vs. CLE
Total Offense	518 at TEN	215 at JAX	454 at NO	148 at TEN
Net Yards Rushing	261 vs. CLE	70 vs. OAK	166 vs. CAR	44 vs. CLE
Net Yards Passing	403 vs. OAK	112 at IND	354 at NO	90 vs. JAX
Offensive Plays	79 at OAK	51 at IND	76 at IND	47 vs. CLE
Rushing Attempts	47 at TEN	25, 4x, last: vs. CAR	34 vs. CAR	15 at TEN
Pass Attempts	51 vs. OAK	15 at TB	47 vs. ATL	22 vs. CLE
Pass Completions	26 at CIN	11 at TB	31 at NO	10 vs. JAX
Passes Had Intercepted	2, 3x, last: vs. CAR	0, 10x, last: vs. TEN	3 at TB	0, 5x, last: vs. TEN
Sacks Allowed	5 at CIN	0, 4x, last: at JAX	7 at JAX	0 vs. ATL
Fumbles	4 at CIN	0, 5x, last: at TB	3 vs. IND	0, 4x, last: vs. CAR
Fumbles Lost	3 at CIN	0, 8x, last: at TB	2, 2x, last: at CIN	0, 8x, last: vs. CAR
Total Turnovers	4 at CIN	0, 5x, last: at TB	4 at TB	0 vs. CAR
Penalties	11 at IND	2 vs. CLE	11 vs. OAK	3, 2x, last: at CIN
Yards Penalized	84 at IND	15, 2x, last: vs. CLE	89 vs. OAK	20 at MIA
Time of Possession	37:58 at TEN	27:05 at IND	32:55 at IND	22:02 at TEN
Defensive Interceptions	3 at TB	0, 5x, last: vs. TEN	2, 3x, last: vs. CAR	0, 10x, last: vs. TEN
Total Takeaways	4 at TB	0 vs. CAR	4 at CIN	0, 5x, last: at TB
Drive (Plays)	95 (19) vs. PIT	-11 (1) at CIN	97 (16) at BAL	-12 (3) at TEN
Third-Down Conversions	9-14 (64%) vs. CLE	1-10 (10%) at IND	9-14 (64%) vs. CAR	1-9 (11%) vs. IND

## SEASON INDIVIDUAL HIGHS

	Texans	Opponents
Yards Rushing	158, A. Foster at IND	107, D. Thomas at MIA
Rushing Attempts	33, A. Foster vs. JAX	23, R. Rice at BAL
Rushing TDs	2, A. Foster at TEN	1, 8x, last: D. Williams/R. Brockel vs. CAR
Receptions	7, 7x, last: J. Casey vs. TEN	9, L. Moore at NO
Yards Receiving	128, A. Johnson at NO	132, A. Boldin at BAL
Receiving TDs	1, 20x, last: B. Johnson vs. TEN	1, 18x, last: N. Washington/D. Avery vs. TEN
Combined Yards	234, A. Foster at TEN	166, M. Jones-Drew at JAX
All-Purpose Yards	234, A. Foster at TEN	193, D. Sproles at NO
Yards Passing	416, M. Schaub vs. OAK	370, D. Brees at NO
Pass Attempts	51, M. Schaub vs. OAK	47, M. Ryan vs. ATL
Pass Completions	26, T. Yates at CIN	31, D. Brees at NO
TD Passes	3, M. Schaub at NO	3, D. Brees at NO
Interceptions Thrown	2, 3x, last: T. Yates vs. CAR	3, J. Freeman at TB
Longest Run	56, B. Tate vs. TEN	42, C. Benson at CIN
Longest Pass Completion	80t, J. Jones at TB	56, A. Boldin at BAL
Longest Kickoff Return	50, Q. Demps vs. CAR	63, J. Cribbs vs. CLE
Longest Punt Return	79t, J. Jones vs. IND	33, A. Brown vs. PIT
Longest INT Return	42, Q. Demps vs. CLE	27, G. Brackett vs. IND
Longest Punt	69, B. Hartmann at MIA	70, B. Fields at MIA
Longest Field Goal	54, N. Rackers vs. OAK	55, 2x, last: C. Barth at TB
Touchdowns Scored	3, A. Foster at TEN	1, 27x, last: N. Washington/D. Avery vs. TEN
Points Scored	18, A. Foster at TEN	17, B. Cundiff at BAL



# 2011 TRANSACTIONS

KEY: CFA - College Free Agent; ERFA - Exclusive Rights Free Agent; FA - Free Agent; UFA - Unrestricted Free Agent

- AUG. 2** SIGNED UFA P Brad Maynard (Chicago)  
**AUG. 3** SIGNED UFA FB Lawrence Vickers (Cleveland)  
**AUG. 7** SIGNED FA ILB Tim Dobbins  
**AUG. 9** RELEASED CFA FB Bubba Bartlett  
RELEASED CFA DE Zane Parr  
**AUG. 11** SIGNED FA WR Devard Darling  
SIGNED FA RB Javaris Williams  
**AUG. 14** SIGNED CFA LS Scott Albritton  
**AUG. 30** SIGNED FA G Andrew Gardner and WR Bryant Johnson  
PLACED WR Devard Darling, WR Lestar Jean, G Shelley Smith and G Kasey Studdard on Reserve/Injured List  
PLACED ILB Matt Marcocelle, G Darius Morris and WR Paul Williams on Waived/Injured List  
WAIVED SS Antonio Baker, P Brett Hartmann, CB Antwaun Molden, FS Maurice Rolle and CB Jason Teague  
**SEPT. 3** RELEASED ILB Xavier Adibi, LS Scott Albritton, ILB Mister Alexander, C Howard Barbieri, DE Scooter Berry, SS Quintin Demps, WR Dorin Dickerson, OLB Steven Friday, G Andrew Gardner, DE John Graves, T Pete Hendrickson, TE Anthony Hill, WR Trindon Holliday, ILB Stanford Keglar, FS Shiloh Keo, DE Damione Lewis, WR Jeff Maehl, P Brad Maynard, NT Guy Miller, RB Chris Ogbonnay, FB Zac Puga, T Cole Pemberton, WR Derrick Townsel, C Cody Wallace, RB Javaris Williams and FS Torri Williams  
PLACED ILB Cheta Ozougwu and WR Terrence Tolver on Reserve/Injured List  
**SEPT. 5** RELEASED OLB Jesse Nading  
SIGNED P Brett Hartmann and G Thomas Austin  
SIGNED ILB Mister Alexander and C Howard Barbieri, G Andrew Gardner, WR Trindon Holliday, S Shiloh Keo, WR Jeff Maehl and RB Chris Ogbonnaya to the Practice Squad  
**SEPT. 6** SIGNED OLB Jesse Nading to the Practice Squad  
**SEPT. 14** RELEASED DE Tim Bulman  
SIGNED WR David Anderson  
**SEPT. 16** PLACED CB Roc Carmichael on the Reserve/Injured List  
SIGNED DE Tim Bulman  
**SEPT. 22** PLACED T Rashad Butler on the Reserve/Injured List  
SIGNED T Andrew Gardner to the Active Roster  
SIGNED G/C Cody Wallace to the Practice Squad  
**SEPT. 27** RELEASED RB Steve Slaton  
SIGNED RB Chris Ogbonnaya from the Practice Squad  
**SEPT. 28** SIGNED RB James Davis to the Practice Squad  
**OCT. 4** RELEASED WR Trindon Holliday from the Practice Squad  
**OCT. 5** SIGNED WR Dominique Edison to the Practice Squad  
**OCT. 12** TRADED for WR Derrick Mason from the NEW YORK JETS  
PLACED OLB Mario Williams on the Reserve/Injured List  
RELEASED WR David Anderson and RB Chris Ogbonnaya  
SIGNED WR Trindon Holliday and OLB Jesse Nading to the Active Roster  
PLACED WR Dominique Edison on the Practice Squad/Injured List  
SIGNED LB Thaddeus Gibson and WR Juaqin Iglesias to the Practice Squad  
**OCT. 13** RELEASED RB James Davis from the Practice Squad  
SIGNED RB Chris Ogbonnaya to the Practice Squad  
**OCT. 18** RB Chris Ogbonnaya signed off the Practice Squad to the Cleveland Browns' Active Roster  
**OCT. 19** PLACED SS Dominique Barber on the Reserve/Injured List  
SIGNED FS Shiloh Keo to the Active Roster from the Practice Squad  
SIGNED RB Javaris Williams to the Practice Squad  
SIGNED S Torri Williams to the Practice Squad  
**OCT. 25** RELEASED WR Trindon Holliday  
SIGNED FS Quintin Demps to the Active Roster  
**OCT. 27** RELEASED WR Juaqin Iglesias from the Practice Squad  
SIGNED WR Trindon Holliday to the Practice Squad  
**NOV. 2** PLACED ILB Darryl Sharpton on the Reserve/Injured List  
SIGNED ILB Mister Alexander to the Active Roster from the Practice Squad  
SIGNED ILB Derrell Smith to the Practice Squad  
**NOV. 23** PLACED QB Matt Schaub on the Reserve/Injured List  
SIGNED QB Kellen Clemens to the Active Roster  
RELEASED LB Thaddeus Gibson from the Practice Squad  
SIGNED DT Ra'Shon Harris to the Practice Squad  
**NOV. 30** PLACED QB Matt Leinart on the Reserve/Injured List  
SIGNED QB Jake Delhomme to the Active Roster  
**DEC. 6** PLACED P Brett Hartmann on the Reserve/Injured List  
RELEASED QB Kellen Clemens  
**DEC. 7** SIGNED QB Jeff Garcia and P Matt Turk to the Active Roster  
**DEC. 12** RELEASED WR Derrick Mason  
**DEC. 13** SIGNED WR Jeff Maehl to the Active Roster  
SIGNED WR Juaqin Iglesias to the Practice Squad  
**JAN. 16** SIGNED DT Ra'Shon Harris, WR Trindon Holliday, WR Juaqin Iglesias, LB Derrell Smith, C Cody Wallace, RB Javaris Williams and S Torri Williams to a Reserve/Future Contract  
**MARCH 5** EXTENDED the contract of LS Jon Weeks  
**MARCH 6** EXTENDED the contract of RB Arian Foster  
**MARCH 12** RELEASED QB Matt Leinart, FB Lawrence Vickers and T Eric Winston



# 2011 FINAL NFL STANDINGS

## AMERICAN FOOTBALL CONFERENCE

Team	W	L	T	Pct	PF	PA	Home	Away	Conf	Div	Streak
z-New England Patriots	13	3	0	.813	513	342	7-1-0	6-2-0	10-2-0	5-1-0	Won 8
N.Y. Jets	8	8	0	.500	377	363	6-2-0	2-6-0	6-6-0	3-3-0	Lost 3
Miami Dolphins	6	10	0	.375	329	313	4-4-0	2-6-0	5-7-0	3-3-0	Won 1
Buffalo Bills	6	10	0	.375	372	434	5-3-0	1-7-0	4-8-0	1-5-0	Lost 1

### North Division

Team	W	L	T	Pct	PF	PA	Home	Away	Conf	Div	Streak
y-Baltimore Ravens	12	4	0	.750	378	266	8-0-0	4-4-0	9-3-0	6-0-0	Won 2
x-Pittsburgh Steelers	12	4	0	.750	325	227	7-1-0	5-3-0	9-3-0	4-2-0	Won 2
x-Cincinnati Bengals	9	7	0	.563	344	323	4-4-0	5-3-0	6-6-0	2-4-0	Lost 1
Cleveland Browns	4	12	0	.250	218	307	3-5-0	1-7-0	3-9-0	0-6-0	Lost 6

### South Division

Team	W	L	T	Pct	PF	PA	Home	Away	Conf	Div	Streak
y-HOUSTON TEXANS	10	6	0	.625	381	278	5-3-0	5-3-0	8-4-0	4-2-0	Lost 3
Tennessee Titans	9	7	0	.563	325	317	5-3-0	4-4-0	7-5-0	3-3-0	Won 2
Jacksonville Jaguars	5	11	0	.313	243	329	4-4-0	1-7-0	4-8-0	3-3-0	Won 1
Indianapolis Colts	2	14	0	.125	243	430	2-6-0	0-8-0	2-10-0	2-4-0	Lost 1

### West Division

Team	W	L	T	Pct	PF	PA	Home	Away	Conf	Div	Streak
y-Denver Broncos	8	8	0	.500	309	390	3-5-0	5-3-0	6-6-0	3-3-0	Lost 3
San Diego Chargers	8	8	0	.500	406	377	5-3-0	3-5-0	7-5-0	3-3-0	Won 1
Oakland Raiders	8	8	0	.500	359	433	3-5-0	5-3-0	6-6-0	3-3-0	Lost 1
Kansas City Chiefs	7	9	0	.438	212	338	3-5-0	4-4-0	4-8-0	3-3-0	Won 1

## NATIONAL FOOTBALL CONFERENCE

### East Division

Team	W	L	T	Pct	PF	PA	Home	Away	Conf	Div	Streak
y-N.Y. Giants	9	7	0	.563	394	400	4-4-0	5-3-0	5-7-0	3-3-0	Won 2
Philadelphia Eagles	8	8	0	.500	396	328	3-5-0	5-3-0	6-6-0	5-1-0	Won 4
Dallas Cowboys	8	8	0	.500	369	347	5-3-0	3-5-0	6-6-0	2-4-0	Lost 2
Washington Redskins	5	11	0	.313	288	367	2-6-0	3-5-0	5-7-0	2-4-0	Lost 2

### North Division

Team	W	L	T	Pct	PF	PA	Home	Away	Conf	Div	Streak
z-Green Bay Packers	15	1	0	.938	560	359	8-0-0	7-1-0	12-0-0	6-0-0	Won 2
x-Detroit Lions	10	6	0	.625	474	387	5-3-0	5-3-0	6-6-0	3-3-0	Lost 1
Chicago Bears	8	8	0	.500	353	341	5-3-0	3-5-0	7-5-0	3-3-0	Won 1
Minnesota Vikings	3	13	0	.188	340	449	1-7-0	2-6-0	3-9-0	0-6-0	Lost 1

### South Division

Team	W	L	T	Pct	PF	PA	Home	Away	Conf	Div	Streak
y-New Orleans Saints	13	3	0	.813	547	339	8-0-0	5-3-0	9-3-0	5-1-0	Won 8
x-Atlanta Falcons	10	6	0	.625	402	350	6-2-0	4-4-0	7-5-0	3-3-0	Won 1
Carolina Panthers	6	10	0	.375	406	429	3-5-0	3-5-0	3-9-0	2-4-0	Lost 1
Tampa Bay Buccaneers	4	12	0	.250	287	494	3-5-0	1-7-0	3-9-0	2-4-0	Lost 10

### West Division

Team	W	L	T	Pct	PF	PA	Home	Away	Conf	Div	Streak
y-San Francisco 49ers	13	3	0	.813	380	229	7-1-0	6-2-0	10-2-0	5-1-0	Won 3
Arizona Cardinals	8	8	0	.500	312	348	6-2-0	2-6-0	7-5-0	4-2-0	Won 1
Seattle Seahawks	7	9	0	.438	321	315	4-4-0	3-5-0	6-6-0	3-3-0	Lost 2
St. Louis Rams	2	14	0	.125	193	407	1-7-0	1-7-0	1-11-0	0-6-0	Lost 7

x - Clinched Playoff Spot; y - Clinched Division; z - Clinched Home Field

## POSTSEASON RESULTS

**AFC Wild Card**  
**Houston 31, Cincinnati 10**  
 Denver 29, Pittsburgh 23 (OT)

**NFC Wild Card**  
 New Orleans 45, Detroit 28  
 N.Y. Giants 24, Atlanta 2

**AFC Divisional**  
**Baltimore 20, Houston 13**  
 New England 45, Denver 10

**NFC Divisional**  
 N.Y. Giants 37, Green Bay 20  
 San Francisco 36, New Orleans 32

**AFC Championship**  
 New England 23, Baltimore 20

**NFC Championship**  
 N.Y. Giants 20, San Francisco 17

**Super Bowl XLVI**  
 N.Y. Giants 21, New England 17

## LEAGUE LEADERS

### Scoring, Kickers

AFC S. Gostowski, New England 143  
 NFC D. Akers, San Francisco 166

### Scoring, Nonkickers

AFC R. Gronkowski, New England 108  
 NFC L. McCoy, Philadelphia 120

### Rushing Yards

AFC M. Jones-Drew, Jacksonville 1,606  
 NFC M. Turner, Atlanta 1,340

### Passer Rating

AFC T. Brady, New England 105.6  
 NFC A. Rodgers, Green Bay 122.5

### Receiving Yards

AFC W. Welker, New England 1,569  
 NFC C. Johnson, Detroit 1,681

### Interceptions

AFC K. Arrington, New England 7  
 E. Weddle, San Diego 7  
 NFC C. Woodson, Green Bay 7

### Sacks

AFC T. Suggs, Baltimore 14.0  
 NFC J. Allen, Minnesota 22.0



# GAME 1: Houston 34, Indianapolis 7

71,444 • Reliant Stadium • Houston, Texas • Sept. 11, 2011

## GAME SUMMARY

In **Wade Phillips'** first game as defensive coordinator, the Texans limited the Indianapolis Colts to 236 yards and forced two turnovers. They raced to a 34-0 halftime lead before cruising to a 34-7 finish in front of 71,444 fans at Reliant Stadium.

With **Arian Foster** sidelined by a hamstring injury, RB **Ben Tate** had 24 carries for 116 yards and a touchdown in his NFL debut. OLB **Mario Williams** had two sacks and a forced fumble, and DE **Antonio Smith** had one sack and forced fumble.

The Texans opened the scoring on their second drive, when QB **Matt Schaub** drove the Texans 73 yards in 13 plays for a 25-yard **Neil Rackers** field goal.

The Texans scored two touchdowns in a span of 1:15 after Colts QB **Kerry Collins** fumbled on consecutive plays late in the first quarter. The first fumble came on Smith's sack and was recovered by **Shaun Cody** at the Colts' 12-yard line. **Derrick Ward** ran in for a 1-yard touchdown three plays later.

Collins fumbled again on the next play, and Texans rookie DE **J.J. Watt** recovered at the Indianapolis 18 to set up a 2-yard touchdown run by Tate.

Schaub had three passes for 53 yards to WR **Andre Johnson** on a 10-play, 89-yard scoring drive in the second quarter, including a four-yard touchdown. Johnson finished the game with a team-high seven catches for 95 yards.

That was followed by a nine-play, 51-yard drive that ended with a 29-yard field goal by Rackers. WR **Jacoby Jones** tacked on another score with a field-reversing 79-yard punt return in the final minute of the first half.

The Texans' 34-0 halftime lead was the biggest in team history. They outgained the Colts 259-72 in the first half, limiting Indianapolis to five first downs.

The Colts scored with 9:17 left in the fourth quarter after Tate lost a fumble at the Texans' 13-yard line. They drove to the Texans' seven-yard line on their next drive, but Williams sacked Collins on third-and-five. The Texans forced an incompleton on the next play for a turnover on downs, then ran out the last 4:49 of the clock.

**Notes:** Ward (ankle) and WR **Kevin Walter** (collarbone) left the game with injuries and did not return.

## SCORING

SCORE BY PERIODS	1	2	3	4	OT	Total
Indianapolis Colts	0	0	0	7	-	7
Houston Texans	17	17	0	0	-	34

## SCORING DRIVES

Team	Qtr	Time	Play Description (Extra Point) (Drive info)	IND	HOU
Texans	1	4:27	N. Rackers 25 yd. Field Goal (13-73, 6:32)	0	3
Texans	1	2:56	D. Ward 1 yd. run (N.Rackers kick) (3-12, 1:17)	0	10
Texans	1	1:41	B. Tate 2 yd. run (N.Rackers kick) (3-18, 1:08)	0	17
Texans	2	6:57	A. Johnson 4 yd. pass from M.Schaub (N.Rackers kick) (10-89, 5:54)	0	24
Texans	2	1:34	N. Rackers 29 yd. Field Goal (9-51, 3:51)	0	27
Texans	2	0:54	J. Jones 79 yd. punt return (N.Rackers kick)	0	34
Colts	4	9:17	R. Wayne 6 yd. pass from K. Collins (A.Vinatieri kick) (2-13, 1:10)	7	34

## TEAM STATISTICS

	COLTS	TEXANS
TOTAL FIRST DOWNS	15	26
THIRD DOWN EFFICIENCY	1-9-11%	5-11-45%
FOURTH DOWN EFFICIENCY	0-1-0%	0-0-0%
TOTAL NET YARDS	236	384
NET YARDS RUSHING	64	167
NET YARDS PASSING	172	217
PASS ATTEMPTS-COMPLETIONS-HAD INTERCEPTED	31-16-0	24-17-2
KICKOFFS Number-In End Zone-Touchbacks	2-2-1	7-7-6
PUNTS Number and Average	6-46.8	2-44.5
FGs - PATS Had Blocked	0-0	0-0
Net Punting Average	25.0	34.5
TOTAL RETURN YARDAGE (Not Including Kickoffs)	42	91
PENALTIES Number and Yards	6-60	4-30
FUMBLES Number and Lost	3-2	1-1
TOUCHDOWNS	1	4
EXTRA POINTS Made-Attempts	1-1	4-4
FIELD GOALS Made-Attempts	0-1	2-2
RED ZONE EFFICIENCY	1-3-33%	3-6-50%
GOAL TO GO EFFICIENCY	0-0-0%	3-5-60%
SAFETIES	0	0
TIME OF POSSESSION	23:16	36:44

## INDIVIDUAL STATISTICS

**RUSHING (Att-Yds):** Indianapolis, J. Addai 8-39, D. Carter 7-25, K. Collins 1-0. Houston, B. Tate 24-116, D. Ward 11-39, S. Slaton 2-12, M. Schaub 4-0

**PASSING (C-A-Yd):** Indianapolis, K. Collins 16-31-197-0. Houston, M. Schaub 17-24-220-2.

**RECEIVING (Rec-Yds):** Indianapolis, R. Wayne 7-106, D. Clark 4-39, P. Garcon 3-39, J. Addai 2-13. Houston, A. Johnson 7-95, J. Jones 3-43, J. Casey 3-29, J. Dreessen 1-21, K. Walter 1-14, O. Daniels 1-12, S. Slaton 1-6.

**SACKS (Sk-Yds):** Indianapolis, R. Mathis 1-13. Houston, M. Williams 2-0-18, A. Smith 1-0-7.

**INTERCEPTIONS (Int-Yds):** Indianapolis, G. Brackett 1-27, M. Bullitt 1-15. Houston, None.

**TACKLES (S-A-T):** Indianapolis, P. Angerer 9-4-13, G. Brackett 5-1-6, J. Lacey 5-1-6, A. Bethea 5-1-6, J. Powers 5-1-6, E. Foster 4-2-6, K. Conner 4-1-5, D. Nevis 4-0-4, R. Mathis 2-0-2, M. Bullitt 2-0-2, J. Tryon 2-0-2, A. Moten 2-0-2, J. Anderson 0-2-2, E. Sims 1-0-1, F. Moala 1-0-1, D. Caldwell 1-0-1. Houston, B. Cushing 4-3-7, D. Ryans 4-2-6, J. Watt 5-0-5, J. Joseph 4-1-5, G. Quin 2-2-4, D. Sharpton 3-0-3, A. Smith 1-2-3, M. Williams 2-0-2, D. Manning 2-0-2, J. Allen 2-0-2, C. Barwin 1-0-1, E. Mitchell 1-0-1, K. Jackson 1-0-1, T. Jamison 0-1-1.

**MISSED FIELD GOAL:** Indianapolis, A. Vinatieri 37 (WR).



# GAME 2: Houston 23, Miami 13

51,032 • Sun Life Stadium • Miami Gardens, Fla. • Sept. 18, 2011

## GAME SUMMARY

Texans held off a second-half surge and home-field momentum by the host Dolphins at Sun Life Stadium for a 23-13 win at Sun Life Stadium.

Miami fought back from a 13-3 deficit to come within 16-13 in the fourth quarter on Chad Henne's 12-yard touchdown pass to WR Brandon Marshall and 34-yard field goal by Dan Carpenter.

Houston answered, with S **Danieal Manning** returning the ensuing kickoff 43 yards and QB **Matt Schaub** leading a five-play, 63-yard drive that ended with a 23-yard scoring strike to WR **Andre Johnson** for the final 23-13 score.

Schaub was sacked three times but finished 21-of-29 for 20 yards and two touchdowns. His 118.5 passer rating more than doubled the 56.2 rating of Dolphins QB Chad Henne, who was sacked twice and threw a costly second-quarter interception to Texans CB **Johnathan Joseph**.

Johnson had seven catches for 93 yards. RB **Ben Tate** powered the Texans' ground game with 23 carries for 103 yards, his second 100-yard effort in two career games. RB **Arian Foster** had 10 carries for 33 yards in the first half but was held out of the second half after experiencing minor tightness in his hamstring.

Schaub hooked up with WR **Jacoby Jones** for 31 yards on Houston's opening drive to set up K **Neil Rackers'** 23-yard field goal. Rackers pushed the lead to 6-0 with a 22-yard field goal on Houston's next drive.

Miami cut the lead in half with 2:25 remaining in the opening frame on a 42-yard field goal by Dan Carpenter that was set up with a 41-yard pass from Henne to Davone Bess and a 15-yard facemask penalty on Manning.

On the first play of the second quarter, OLB **Mario Williams** hit Henne as he threw a pass that was picked off by Joseph at the Miami 11-yard line. Two plays later, Schaub found TE **Owen Daniels** for a 4-yard touchdown pass to give the Texans a 13-3 lead.

With 6:56 left in the second quarter, Texans rookie DE **J.J. Watt** blocked Carpenter's a 22-yard field goal attempt. Carpenter missed a 34-yard field goal try four minutes later. The Texans settled for a 36-yard Rackers field goal on the final play of the first half, giving them a 16-3 lead.

Miami's defense kept Houston in check while the Dolphins climbed back into the game before Schaub and Tate led the Texans on the game-deciding touchdown march.

## SCORING

SCORE BY PERIODS	1	2	3	4	OT	Total
Houston Texans	6	10	0	7	-	23
Miami Dolphins	3	0	7	3	-	13

## SCORING DRIVES

Team	Qtr	Time	Play Description (Extra Point) (Drive info)	HOU	MI
Texans 1	9:58	N.Rackers 23 yd. Field Goal (12-75, 5:02)		3	0
Texans 1	4:33	N.Rackers 22 yd. Field Goal (8-40, 4:04)		6	0
Dolphins 1	2:25	D.Carpenter 42 yd. Field Goal (7-65, 2:08)		6	3
Texans 2	14:09	O.Daniels 4 yd. pass from M.Schaub (N.Rackers kick) (2-6, 0:44)	13	3	
Texans 2	0:00	N.Rackers 36 yd. Field Goal (9-58, 2:42)		16	3
Dolphins 3	6:37	B.Marshall 12 yd. pass from C.Henne (D.Carpenter kick) (7-62, 3:06)		16	10
Dolphins 4	12:53	D.Carpenter 34 yd. Field Goal (11-75, 3:26)		16	13
Texans 4	10:06	A.Johnson 23 yd. pass from M.Schaub (N.Rackers kick) (5-63, 2:47)		23	13

## TEAM STATISTICS

	TEXANS	DOLPHINS
TOTAL FIRST DOWNS	19	18
THIRD DOWN EFFICIENCY	5-15-33%	4-12-33%
FOURTH DOWN EFFICIENCY	1-1-100%	0-1-0%
TOTAL NET YARDS	345	306
NET YARDS RUSHING	138	153
NET YARDS PASSING	207	153
PASS ATTEMPTS-COMPLETIONS-HAD INTERCEPTED	29-21-0	30-12-1
KICKOFFS Number-In End Zone-Touchbacks	5-5-2	4-4-2
PUNTS Number and Average	6-47.8	3-60.3
FGs - PATS Had Blocked	0-0	1-0
Net Punting Average	41.2	48.3
TOTAL RETURN YARDAGE (Not Including Kickoffs)	41	40
PENALTIES Number and Yards	4-76	3-20
FUMBLES Number and Lost	0-0	1-1
TOUCHDOWNS	2	1
EXTRA POINTS	2-2	1-1
FIELD GOALS Made-Attempts	3-3	2-4
RED ZONE EFFICIENCY	1-5-20%	1-4-25%
GOAL TO GO EFFICIENCY	1-3-33%	0-1-0%
SAFETIES	0	0
TIME OF POSSESSION	34:06	25:54

## INDIVIDUAL STATISTICS

**RUSHING (Att-Yds):** Houston, B. Tate 23-103, A. Foster 10-33, M. Schaub 2-2, S. Stalton 1-0. Miami, D. Thomas 18-107, C. Henne 3-26, R. Bush 6-18, L. Johnson 1-2.

**PASSING (C-A-Yd):** Houston, M. Schaub 21-29-230-0. Miami, C. Henne 12-30-170-1.

**RECEIVING (Rec-Yds):** Houston, A. Johnson 7-93, B. Tate 4-32, J. Jones 3-48, O. Daniels 3-25, A. Foster 2-7, B. Johnson 1-16, J. Dreessen 1-9. Miami, B. Marshall 6-79, D. Bess 2-42, B. Hartline 2-36, D. Thomas 1-10, R. Bush 1-3.

**SACKS (Sk-Yds):** Houston, C. Barwin 1.0-18, A. Smith 1.0-9. Miami, R. Jones 1.0-10, J. Taylor 1.0-8, C. Wake 1.0-5.

**INTERCEPTIONS (Int-Yds):** Houston, J. Joseph 1-5. Miami, None.

**TACKLES (S-A-T):** Houston, B. Cushing 7-3-10, D. Manning 2-5-7, J. Joseph 4-0-4, G. Quin 4-0-4, J. Watt 3-1-4, K. Jackson 3-1-4, T. Nolan 2-1-3, C. Barwin 2-0-2, A. Smith 2-0-2, M. Williams 2-0-2, E. Mitchell 1-1-2, D. Ryans 1-0-1, J. Allen 1-0-1, S. Cody 1-0-1. Miami, Y. Bell 4-5-9, V. Davis 6-0-6, R. Starks 6-0-6, R. Jones 4-2-6, K. Burnett 4-1-5, K. Dansby 4-0-4, S. Smith 3-1-4, K. Misi 3-1-4, J. Taylor 2-2-4, P. Soliai 3-0-3, C. Wake 2-1-3, N. Carroll 2-0-2, J. Odrick 2-0-2, M. Mitchell 1-0-1, R. Baker 1-0-1, W. Allen 1-0-1, K. Langford 1-0-1, P. Merling 0-1-1.

**MISSED FIELD GOAL:** Miami, D. Carpenter 22 (B), 34 (W).



# GAME 3: New Orleans 40, Houston 33

73,002 • The Louisiana Superdome • New Orleans, La. • Sept. 25, 2011

## GAME SUMMARY

The Texans lost 40-33, dropping their record to 2-1, despite outgaining the Saints 473-454, winning the turnover battle and punting only twice. There were five lead changes in the game, and the Texans couldn't convert after getting the ball back with 2:42 remaining and a chance to tie.

New Orleans scored 23 points in the fourth quarter to overcome a 26-17 Texans lead. The Texans scored two touchdowns in the fourth but also had three drives that netted one yard or less. Texans K **Neil Rackers** had four field goals, all from within 36 yards. Three of those came in the first half, when the Texans put up 301 yards but only 16 points.

QB **Matt Schaub** threw for 373 yards and three touchdowns in a losing effort. The Saints' **Drew Brees** nearly matched him with 370 and three touchdowns of his own. WR **Andre Johnson** finished with seven catches for 128 yards. FB **James Casey** had a career-high five catches for 126 yards and a touchdown. RB **Ben Tate**, making his first-career start, had 19 carries for 82 yards.

The Texans opened the scoring with a 14-yard touchdown pass from Schaub to **Owen Daniels**. Houston increased the lead to 10-0 on a 22-yard field goal by Rackers 3:43 left in the first quarter. Darren **Sproles'** 30-yard touchdown run cut the lead to 10-7. Rackers put the Texans up 13-7 midway through the second quarter with a 27-yard field goal.

Texans CB **Johnathan Joseph** picked off Brees at the Saints' 38-yard line on the first play of the next drive, eventually leading to another Rackers field goal and a 16-7 lead. The Saints answered with a 35-yard field goal with 35 seconds left in the first half to cut the lead to 16-10.

The Saints took the lead on the first drive of the second half with a 2-yard touchdown pass from Brees to WR **Robert Meachem**. The Texans responded with a 36-yard field goal by Rackers with 5:08 left in the third quarter.

FS **Daniele Manning** picked off Brees near midfield on the Saints' next drive. Four plays later, Casey made a diving touchdown catch on 3rd-and-6 from the New Orleans 26, and the Texans led 26-17 with 14:54 remaining. The lead was trimmed to two points on a 27-yard touchdown catch by **Jimmy Graham** at the 9:35 mark.

The Saints reclaimed the lead following Schaub's interception with a 16-yard touchdown catch by **Lance Moore**. A 2-point conversion catch by Moore pushed the lead to 32-26. The Texans regained the lead with 4:13 remaining on a wild touchdown catch by WR **Kevin Walter**.

The Saints went on top for good with 2:42 left to play on a 13-yard touchdown run by rookie **Mark Ingram**. Another two-point conversion catch by Moore made the score 40-33. The Texans got the ball back with two timeouts, but they were unable to gain a first down.

## SCORING

SCORE BY PERIODS	1	2	3	4	OT	Total
Houston Texans	10	6	3	14	-	33
New Orleans Saints	0	10	7	23	-	40

## SCORING DRIVES

Team	Qtr	Time	Play Description (Extra Point) (Drive info)	HOU	NO
Texans	1	10:13	O.Daniels 14 yd. pass from M.Schaub (N.Rackers kick) (9-87, 4:47)	7	0
Texans	1	3:17	N.Rackers 22 yd. Field Goal (8-82, 3:43)	10	0
Saints	2	8:23	D.Sproles 30 yd. run (J.Kasay kick) (8-86, 4:44)	10	7
Texans	2	6:20	N.Rackers 27 yd. Field Goal (6-71, 2:03)	13	7
Texans	2	3:53	N.Rackers 27 yd. Field Goal (6-25, 2:17)	16	7
Saints	2	0:35	J.Kasay 35 yd. Field Goal (7-62, 3:18)	16	10
Saints	3	10:34	R.Meachem 2 yd. pass from D.Brees (J.Kasay kick) (8-73, 4:26)	16	17
Texans	3	5:08	N.Rackers 36 yd. Field Goal (11-55, 5:26)	19	17
Texans	4	14:54	J.Casey 26 yd. pass from M.Schaub (N.Rackers kick) (4-42, 2:06)	26	17
Saints	4	9:30	J.Graham 27 yd. pass from D.Brees (J.Kasay kick) (5-49, 1:50)	26	24
Saints	4	7:10	L.Moore 16 yd. pass from D.Brees (D.Brees-L.Moore pass) (6-47, 1:58)	26	32
Texans	4	4:13	K.Walter 20 yd. pass from M.Schaub (N.Rackers kick) (9-80, 2:57)	33	32
Saints	4	2:42	M.Ingram 13 yd. run (D.Brees-L.Moore pass) (8-93, 1:31)	33	40

## TEAM STATISTICS

	TEXANS	SAINTS
TOTAL FIRST DOWNS	21	27
THIRD DOWN EFFICIENCY	6-14-43%	8-13-62%
FOURTH DOWN EFFICIENCY	0-1-0%	0-0-0%
TOTAL NET YARDS	473	454
NET YARDS RUSHING	109	100
NET YARDS PASSING	364	354
PASS ATTEMPTS-COMPLETIONS-HAD INTERCEPTED	39-22-1	44-31-2
KICKOFFS Number-In End Zone-Touchbacks	8-7-4	7-7-4
PUNTS Number and Average	2-37.0	3-49.3
FGs - PATS Had Blocked	0-0	0-0
Net Punting Average	34.5	47.7
TOTAL RETURN YARDAGE (Not Including Kickoffs)	31	7
PENALTIES Number and Yards	7-56	4-26
FUMBLES Number and Lost	0-0	0-0
TOUCHDOWNS	3	5
EXTRA POINTS Made-Attempts	3-3	3-3
FIELD GOALS Made-Attempts	4-4	1-1
RED ZONE EFFICIENCY	1-5-20%	3-5-60%
GOAL TO GO EFFICIENCY	0-1-0%	1-2-50%
SAFETIES	0	0
TIME OF POSSESSION	30:06	29:54

## INDIVIDUAL STATISTICS

**RUSHING (Att-Yds):** Houston, B. Tate 19-82, J. Casey 1-11, S. Slaton 4-8, A. Johnson 1-8. New Orleans, M. Ingram 9-38, D. Sproles 2-35, P. Thomas 7-28, D. Brees 4-(-1).

**PASSING (S-A-Y-I):** Houston, M. Schaub 22-39-373-1. New Orleans, D. Brees 31-44-370-2.

**RECEIVING (Rec-Yds):** Houston, A. Johnson 7-128, J. Casey 5-126, O. Daniels 5-76, K. Walter 3-35, B. Tate 1-8. New Orleans, L. Moore 9-88, D. Sproles 6-50, R. Meachem 5-51, J. Graham 4-100, D. Henderson 3-62, M. Ingram 2-(-3), P. Thomas 1-15, D. Thomas 1-7.

**SACKS (Sk-Yds):** Houston, J. Watt 1.0-9, A. Smith 1.0-9. New Orleans, L. Torrence 1.0-6, T. McBride 1.0-3.

**INTERCEPTIONS (Int-Yds):** Houston, J. Joseph 1-4, D. Manning 1-22. New Orleans, J. Greer 1-2.

**TACKLES (S-A-T):** Houston, K. Jackson 71-8, G. Quin 6-2-8, D. Ryans 6-0-6, T. Nolan 5-0-5, B. Cushing 4-1-5, J. Watt 4-0-4, J. Joseph 3-0-3, J. Allen 3-0-3, D. Manning 2-1-3, A. Smith 2-0-2, C. Barwin 2-0-2, M. Williams 1-0-1, B. Reed 0-1-1. New Orleans, J. Dunbar 6-4-10, R. Harper 5-2-7, W. Smith 4-2-6, M. Jenkins 4-1-5, S. Shante 1-4-5, P. Robinson 3-1-4, S. Ellis 2-2-4, L. Torrence 2-1-3, J. Greer 2-1-3, S. Rogers 2-1-3, C. Jordan 2-1-3, Turk.McBride 1-0-1, J. Galette 1-0-1, M. Wilson 0-1-1, J. Casillas 0-1-1.

**MISSED FIELD GOAL:** None.



# GAME 4: Houston 17, Pittsburgh 10

71,585 • Reliant Stadium • Houston, Texas • Oct. 2, 2011

## GAME SUMMARY

A week after allowing 23 fourth-quarter points in a loss to the New Orleans Saints, the Texans limited the Pittsburgh Steelers to three points in the fourth quarter in a 17-10 victory at Reliant Stadium. Pittsburgh gained a total of 32 yards on its last four drives.

RB **Arian Foster** returned to the starting lineup from a hamstring injury and carried 30 times for 155 yards, the most by any player against Pittsburgh since 2003. The Texans lost **Andre Johnson** to a hamstring injury in the second quarter but held on to a 10-0 halftime lead by imposing their will on the ground with 180 rushing yards.

The Texans overcame nine penalties for 61 yards, including two that nullified touchdowns by CB **Johnathan Joseph**.

With Johnson out, TE **Owen Daniels** led the Texans with 69 receiving yards on five catches. He had three catches for 30 yards on the first drive of the game, including a 1-yard touchdown pass from QB **Matt Schaub** on first-and-goal. The Texans covered 95 yards on a team-record 19 plays on the drive but lost RB **Ben Tate** to a groin injury.

Midway through the second quarter, Johnson was injured on a 13-yard catch as the Texans were driving down the field. The Texans wound up settling for a 25-yard field goal by **Neil Rackers** to take a 10-0 lead.

Pittsburgh QB **Ben Roethlisberger** then drove the Texans down the field in a two-minute offense but the drive was all for naught as FS **Danieal Manning** blocked a 30-yard field goal attempt by **Shaun Suisham** on the final play of the first half. Joseph scooped up the ball and raced the other way for a 61-yard touchdown, but Manning was flagged for a block in the back to wipe out the score.

Despite a sack by **Mario Williams** on the first series of the second half, Roethlisberger engineered a 79-yard scoring drive. That ended with a 3-yard touchdown run by **Rashard Mendenhall** to make the score 10-7. The Steelers tied the game on the first play of the fourth quarter with a 26-yard field goal.

The Texans then responded with a five-play, 85-yard drive that produced the go-ahead touchdown on a 42-yard run by Foster in the fourth quarter. Daniels had two key first downs on the drive, a 9-yard grab followed by a 30-yard catch down the left sideline.

Both defenses kept the score tied and the Texans punted to Pittsburgh with 1:02 on the clock. CB **Brice McCain** tipped rookie **Brett Hartmann's** punt at the goal line, and rookie **Brandon Harris** fell on the ball at the 1-yard line. Following a Joseph interception that was nullified by a penalty, Pittsburgh drove to its own 40-yard line. CB **Jason Allen** picked off Roethlisberger with 10 seconds remaining and allowed the Texans to kneel out the clock.

## SCORING

SCORE BY PERIODS	1	2	3	4	OT	Total
Pittsburgh Steelers	0	0	7	3	-	10
Houston Texans	7	3	0	7	-	17

## SCORING DRIVES

Team	Qtr	Time	Play Description (Extra Point) (Drive info)	PIT	HOU
Texans	1	4:05	O.Daniels 1 yd. pass from M.Schaub (N.Rackers kick) (19:95, 10:55)	0	7
Texans	2	2:33	N.Rackers 25 yd. Field Goal (12-60, 5:41)	0	10
Steelers	3	7:02	R.Mendenhall 3 yd. run (S.Suisham kick) (13-74, 7:58)	7	10
Steelers	4	14:57	S.Suisham 26 yd. Field Goal (9-55, 5:27)	10	10
Texans	4	12:02	A.Foster 42 yd. run (N.Rackers kick) (5-85, 2:55)	10	17

## TEAM STATISTICS

	STEELERS	TEXANS
TOTAL FIRST DOWNS	20	17
THIRD DOWN EFFICIENCY	5-12-42%	6-12-50%
FOURTH DOWN EFFICIENCY	0-1-0%	0-0-0%
TOTAL NET YARDS	296	318
NET YARDS RUSHING	118	180
NET YARDS PASSING	178	138
PASS ATTEMPTS-COMPLETIONS-HAD INTERCEPTED	30-16-1	21-14-0
KICKOFFS Number-In End Zone-Touchbacks	3-3-1	4-2-1
PUNTS Number and Average	4-50.5	5-47.0
FGs - PATS Had Blocked	1-0	0-0
Net Punting Average	46.3	38.4
TOTAL RETURN YARDAGE (Not Including Kickoffs)	43	17
PENALTIES Number and Yards	5-45	9-64
FUMBLES Number and Lost	0-0	1-0
TOUCHDOWNS	1	2
EXTRA POINTS Made-Attempts	1-1	2-2
FIELD GOALS Made-Attempts	1-2	1-1
RED ZONE EFFICIENCY	1-3-33%	1-2-50%
GOAL TO GO EFFICIENCY	1-1-100%	1-1-100%
SAFETIES	0	0
TIME OF POSSESSION	28:17	31:43

## INDIVIDUAL STATISTICS

<b>RUSHING (Att-Yds):</b> Pittsburgh, I. Redman 6-40, M. Moore 4-34, R. Mendenhall 9-25, B. Roethlisberger 2-11, A. Brown 1-8. Houston, A. Foster 30-155, B. Tate 2-20, C. Ogbonnaya 1-4, M. Schaub 2-1.
<b>PASSING (C-A-Yd):</b> Pittsburgh, B. Roethlisberger 16-30-206-1. Houston, M. Schaub 14-21-138-0.
<b>RECEIVING (Rec-Yds):</b> Pittsburgh, A. Brown 5-67, M. Wallace 4-77, H. Miller 3-15, H. Ward 1-19, I. Redman 1-12, E. Sanders 1-10, D. Johnson 1-6. Houston, O. Daniels 5-69, A. Johnson 4-36, A. Foster 3-14, J. Dreessen 1-14, J. Casey 1-8.
<b>SACKS (Sk-Yds):</b> Pittsburgh, None. M. Williams 2-0-10, C. Barwin 1-0-5, S. Cody 1-0-7, A. Smith 1-0-6.
<b>INTERCEPTIONS (Int-Yds):</b> Pittsburgh, None. Houston, J. Allen 1-0.
<b>TACKLES (S-A-T):</b> Pittsburgh, T. Polamalu 8-1-9, R. Clark 7-0-7, J. Farris 6-0-6, L. Woodley 4-1-5, W. Gay 3-1-4, A. Smith 3-1-4, J. Harrison 3-0-3, C. Hampton 2-1-3, L. Foole 1-2-3, C. Heyward 2-0-2, L. Timmons 2-0-2, K. Lewis 1-0-1, I. Taylor 1-0-1, J. Worldis 1-0-1. Houston, J. Allen 6-0-6, B. Cushing 2-4-6, D. Manning 5-0-5, M. Williams 4-1-5, D. Ryans 4-0-4, C. Barwin 3-1-4, T. Nolan 3-0-3, B. McCain 3-0-3, S. Cody 2-0-2, A. Smith 2-0-2, G. Quin 2-0-2, T. Jamison 2-0-2, T. Bulman 1-0-1, J. Joseph 1-0-1, J. Watt 1-0-1.
<b>MISSED FIELD GOAL:</b> Pittsburgh, S. Suisham 30 (B).





# GAME 5: Oakland 25, Houston 20

71,420 • Reliant Stadium • Houston, Texas • Oct. 9, 2011

## GAME SUMMARY

Down 25-20 to the Oakland Raiders at Reliant Stadium, Houston lined up in second-and-goal at the 5-yard line with seven seconds remaining and no timeouts. QB **Matt Schaub** scrambled to his left, attempted to pass to WR **Jacoby Jones** and was picked off in the end zone by S **Michael Huff** to end the game.

The Texans dominated the game early on in every area but the scoreboard. The Raiders didn't pick up a first down until the 1:53 mark of the second quarter but trailed only 14-12 at halftime. Oakland went ahead for the first time midway through the third quarter.

The Texans outgained the Raiders 473-278 in a game that featured plenty of mistakes on both sides. The Raiders were penalized 11 times for 89 yards. The Texans had six penalties for 50 yards.

Houston was also undone by two turnovers, a rare missed field goal by K **Neil Rackers**, injuries to OLB **Mario Williams** and FB **James Casey**, dropped passes, errant throws and mistakes on special teams.

Schaub finished with 416 passing yards but just a 47.1 completion percentage, his second-lowest as a Texans starter. The Texans averaged only 2.8 yards per carry against the Raiders' 29th-ranked rushing defense.

Four Texans players finished with at least 80 receiving yards – RB **Arian Foster** (116), TE **Joel Dreessen** (112), TE **Owen Daniels** (89) and WR **Kevin Walter** (80). Foster had 68 yards on 22 carries. ILB **Brian Cushing** tied CB **Jason Allen** for the team lead with eight tackles and had one of the Texans' three sacks.

The Texans went up 7-0 on their first drive with a 5-yard touchdown pass from Schaub to Walter on third-and-goal. Oakland K **Sebastian Janikowski** cut the lead to 7-6 with field goals of 54 and 55 yards.

Allen picked off a deep pass by Raiders QB **Jason Campbell** at the Houston 45-yard line on the next series. On the next play, Schaub found Dreessen wide open on a play-action fake for a 56-yard touchdown and a 14-6 lead.

WR **Darrius Heyward-Bey** scored on a 34-yard touchdown pass after breaking a tackle from Allen. The Raiders' two-point conversion attempt failed to make the score 14-12.

The Raiders took the lead with a 50-yard field goal by Janikowski with 5:12 left in the third quarter. Houston responded with a 54-yard field goal by Rackers to go back on top, 17-15.

The Raiders took back the lead on the second play of the fourth quarter with an 18-yard touchdown catch by WR **Chaz Schillens** on third-and-eight. On their next drive, Oakland RB **Rock Cartwright** ran 35 yards on a fake punt and set up a 42-yard field goal by Janikowski that gave the Raiders an 8-point lead with 10 minutes remaining.

The Texans settled for a 40-yard field goal with three minutes left to go and forced a punt at the two-minute warning. The Texans marched 58 yards before the last snap at the Raiders' 5-yard line.

## SCORING

SCORE BY PERIODS	1	2	3	4	OT	Total
Oakland Raiders	3	9	3	10	-	25
Houston Texans	7	7	3	3	-	20

## SCORING DRIVES

Team	Qtr	Time	Play Description (Extra Point) (Drive info)	OAK	HOU
Texans	1	8:09	K. Walter 5 yd. pass from M. Schaub (N. Rackers kick) (10-65, 5:08)	0	7
Raiders	1	3:26	S. Janikowski 54 yd. Field Goal (4--1, 1:20)	3	7
Raiders	2	14:55	S. Janikowski 55 yd. Field Goal (4-2, 1:53)	6	7
Texans	2	11:57	J. Dreessen 56 yd. pass from M. Schaub (N. Rackers kick) (1-56, 0:12)	6	14
Raiders	2	1:09	D. Heyward-Bey 34 yd. pass from J. Campbell (pass failed) (6-75, 0:51)	12	14
Raiders	3	5:12	S. Janikowski 50 yd. Field Goal (11-37, 5:39)	15	14
Texans	3	1:59	N. Rackers 54 yd. Field Goal (7-54, 3:13)	15	17
Raiders	4	14:50	C. Schillens 18 yd. pass from J. Campbell (S. Janikowski kick) (6-61, 2:09)	22	17
Raiders	4	10:00	S. Janikowski 42 yd. Field Goal (8-46, 3:22)	25	17
Texans	4	2:56	N. Rackers 40 yd. Field Goal (15-72, 5:26)	25	20

## TEAM STATISTICS

	RAIDERS	TEXANS
TOTAL FIRST DOWNS	11	21
THIRD DOWN EFFICIENCY	3-15-20%	8-20-40%
FOURTH DOWN EFFICIENCY	1-1-100%	0-0-0%
TOTAL NET YARDS	278	473
NET YARDS RUSHING	94	70
NET YARDS PASSING	184	403
PASS ATTEMPTS-COMPLETIONS-HAD INTERCEPTED	35-15-1	51-24-2
KICKOFFS Number-In End Zone-Touchbacks	7-6-3	5-5-2
PUNTS Number and Average	7-49.4	8-37.3
FGs - PATS Had Blocked	0-0	0-0
Net Punting Average	44.7	33.0
TOTAL RETURN YARDAGE (Not Including Kickoffs)	49	33
PENALTIES Number and Yards	11-89	6-50
FUMBLES Number and Lost	1-0	1-0
TOUCHDOWNS	2	2
EXTRA POINTS	1-1	2-2
FIELD GOALS Made-Attempts	4-4	2-3
RED ZONE EFFICIENCY	1-1-100	1-3-33%
GOAL TO GO EFFICIENCY	0-0-0%	1-2-50%
SAFETIES	0	0
TIME OF POSSESSION	25:35	34:25

## INDIVIDUAL STATISTICS

**RUSHING (Att-Yds):** Oakland, D. McFadden 16-51, R. Cartwright 1-35, M. Bush 4-9, J. Ford 1 (-1). Houston, A. Foster 22-68, C. Ogbonnaya 2-2, M. Schaub 10-41-416-2.

**PASSING (C-A-Y-I):** Oakland, J. Campbell 15-35-190-1. Houston, M. Schaub 24-51-416-2.

**RECEIVING (Rec-Yds):** Oakland, D. Heyward-Bey 7-99, J. Ford 3-36, C. Schillens 2-25, D. McFadden 2-17, D. Hagan 1-13. Houston, O. Daniels 7-89, A. Foster 5-116, J. Dreessen 5-112, K. Walter 5-81, J. Jones 1-9, D. Anderson 1-9.

**SACKS (Sk-Yds):** Oakland, R. Seymour 2-0-13, T. Kelly 1-0-1. Houston, B. Cushing 1-0-4, T. Nolan 1-0-1, M. Williams 1-0-1.

**INTERCEPTIONS (Int-Yds):** Oakland, L. Houston 1-15, M. Huff 1-0. Houston, J. Allen 1-0.

**TACKLES (S-A-T):** Oakland, T. Branch 6-1-7, R. Seymour 4-1-5, K. Wimbley 4-1-5, O. Groves 4-1-5, R. McClain 4-0-4, M. Huff 4-0-4, S. Rouff 4-0-4, T. Kelly 3-1-4, J. Moss 3-1-4, J. Henderson 2-2-4, D. Van Dyke 3-0-3, J. Boyd 3-0-3, L. Houston 2-1-3, M. Giordano 2-0-2, D. Bryant 1-1-2. Houston, B. Cushing 7-1-8, J. Allen 7-1-8, B. Reed 3-1-4, G. Quin 2-2-4, D. Ryans 2-2-4, D. Manning 3-0-3, C. Barwin 1-2-3, S. Cody 2-0-2, D. Sharpton 2-0-2, J. Joseph 2-0-2, E. Mitchell 1-1-2, T. Nolan 1-0-1, M. Williams 1-0-1, B. McCain 1-0-1, J. Watt 1-0-1.

**MISSED FIELD GOAL:** Houston, N. Rackers 41 (WL).



# GAME 6: Baltimore 29, Houston 14

71,154 • M&T Bank Stadium • Baltimore, Md. • Oct. 16, 2011

## GAME SUMMARY

The game slipped away from the visiting Houston Texans in the fourth quarter as they were outscored 13-0 by the host Baltimore Ravens, converted only three first downs and were unable to put together a drive longer than 37 yards. A close game turned into a 29-14 loss.

In the Texans' second consecutive game without WR **Andre Johnson**, RB **Arian Foster** was limited to 49 yards on 15 carries (3.3 average). The Texans had season lows in points and yards (293) against the Ravens. Houston led briefly in the third quarter after a touchdown pass from **Matt Schaub** to **Jacoby Jones**, but Baltimore responded with 16 unanswered points to close out the game.

The Texans drove into Ravens territory seven times but only came away with points twice.

Ravens QB **Joe Flacco** went 7-of-8 for 82 yards on the Ravens' first drive. The Texans stopped Baltimore on three consecutive runs from the 1-yard line, but that was negated by two unnecessary roughness penalties on DE **Antonio Smith**. Flacco scored on a 1-yard touchdown run to put the Ravens up 7-0.

Texans DE **Tim Jamison** sacked Flacco at the Ravens' 2-yard line on the next drive. The Texans got the ball at the Baltimore 46 after a punt, but they came up empty when Foster was stuffed for no gain on fourth-and-1 at the 20.

Jamison sacked Flacco again on the next series, forcing a fumble and recovering it inside the 20-yard line. Three plays later, Texans RB **Ben Tate** fumbled at the 1, but LG **Wade Smith** jumped on the ball in the end zone for a touchdown to tie the game at 7-7 with 4:48 left in the second quarter.

Ravens K **Billy Cundiff**, who finished with five field goals and seven touchbacks on eight kickoffs, made a 43-yard field goal near the end of the first half. He added a 48-yarder early in the third quarter to put the Ravens up 13-7.

Schaub then led a six-play, 80-yard scoring drive that culminated in a 32-yard touchdown pass to Jones and a 14-13 lead. It was short-lived lead. Flacco threw a 51-yard bomb to WR **Torrey Smith** deep over the middle five plays later to set up a 25-yard field goal by Cundiff.

Flacco started the Ravens' next drive with a 56-yard pass down the left sideline to WR **Anquan Boldin** that led to another short Cundiff field goal to extend Baltimore's lead to 19-14 early in the fourth quarter.

Houston's offense had trouble moving the chains the rest of the game and was stopped on third-and-3 from its own 21 with 7:27 remaining. The Ravens went up 26-14 three minutes later on a 4-yard touchdown run by RB **Ricky Williams**.

Cundiff tacked on a 40-yard field goal, and Foster was stopped for one yard on fourth-and-2 from the Houston 28 to effectively end the game.

## SCORING

SCORE BY PERIODS	1	2	3	4	OT	Total
Houston Texans	0	7	7	0	-	14
Baltimore Ravens	7	3	6	13	-	29

## SCORING DRIVES

Team	Qtr	Time	Play Description (Extra Point) (Drive info)	HOU	BAL
Ravens	1	1:08	J.Flacco 1 yd. run (B.Cundiff kick) (16-97, 8:47)	0	7
Texans	2	4:48	W.Smith fumble recovery in end zone (N.Rackers kick) (3-17, 1:23)	7	7
Ravens	2	1:50	B.Cundiff 43 yd. Field Goal (10-44, 2:58)	7	10
Ravens	3	11:46	B.Cundiff 48 yd. Field Goal (7-47, 3:14)	7	13
Texans	3	8:36	J.Jones 32 yd. pass from M.Schaub (N.Rackers kick) (6-80, 3:10)	14	13
Ravens	3	3:30	B.Cundiff 25 yd. Field Goal (8-74, 5:06)	14	16
Ravens	4	14:44	B.Cundiff 33 yd. Field Goal (5-51, 1:43)	14	19
Ravens	4	4:01	R.Williams 4 yd. run (B.Cundiff kick) (6-66, 2:37)	14	26
Ravens	4	1:55	B.Cundiff 40 yd. Field Goal (4-4, 1:39)	14	29

## TEAM STATISTICS

	TEXANS	RAVENS
TOTAL FIRST DOWNS	18	24
THIRD DOWN EFFICIENCY	6-16-38%	3-11-27%
FOURTH DOWN EFFICIENCY	0-3-0%	0-0-0%
TOTAL NET YARDS	293	402
NET YARDS RUSHING	93	113
NET YARDS PASSING	200	289
PASS ATTEMPTS-COMPLETIONS-HAD INTERCEPTED	37-21-0	33-20-1
KICKOFFS Number-In End Zone-Touchbacks	3-2-0	8-8-7
PUNTS Number and Average	6-41.0	2-45.0
FGs - PATS Had Blocked	0-0	0-0
Net Punting Average	35.5	43.0
TOTAL RETURN YARDAGE (Not Including Kickoffs)	6	13
PENALTIES Number and Yards	5-15	5-25
FUMBLES Number and Lost	2-0	1-1
TOUCHDOWNS	2	2
EXTRA POINTS	2-2	2-2
FIELD GOALS Made-Attempts	0-0	5-5
RED ZONE EFFICIENCY	1-1-100%	2-4-50%
GOAL TO GO EFFICIENCY	1-1-100%	2-3-67%
SAFETIES	0	0
TIME OF POSSESSION	27:48	32:12

## INDIVIDUAL STATISTICS

**RUSHING (Att-Yds):** Houston, A. Foster 15-49, B. Tate 9-41, M. Schaub 1-3. Baltimore, R. Rice 23-101, R. Williams 2-8, V. Leach 2-5, J. Flacco 3 (-1).

**PASSING (C-A-Yd):** Houston, M. Schaub 21-37-220-0. Baltimore, J. Flacco 20-33-305-1.

**RECEIVING (Rec-Yds):** Houston, A. Foster 6-52, K. Walter 6-52, J. Jones 4-76, D. Mason 3-27, O. Daniels 2-13. Baltimore, A. Boldin 8-132, R. Rice 5-60, T. Smith 3-84, E. Dickson 2-20, D. Pitta 2-9.

**SACKS (Sk-Yds):** Houston, T. Jamison 2-0-16. Baltimore, R. Lewis 1-0-7, H. Ngata 1-0-6, P. McPhee 1-0-0.

**INTERCEPTIONS (Int-Yds):** Houston, J. Joseph 1-2. Baltimore, none.

**TACKLES (S-A-T):** Houston, D. Manning 9-2-11, G. Quin 6-1-7, J. Joseph 5-2-7, B. Reed 3-3-6, B. Cushing 3-2-5, K. Jackson 4-0-4, S. Cody 3-1-4, D. Ryans 0-4-4, A. Smith 3-0-3, J. Watt 3-0-3, T. Jamison 2-0-2, C. Barwin 2-0-2, D. Sharpton 2-0-2, T. Bulman 1-1-2, E. Mitchell 0-1-1. Baltimore, R. Lewis 8-4-12, H. Ngata 6-2-8, L. Webb 6-1-7, J. Johnson 5-2-7, B. Pollard 5-0-5, Ca. Williams 5-0-5, E. Reed 3-1-4, B. Ayanbadejo 3-1-4, T. Cody 3-0-3, C. Redding 1-1-2, P. McPhee 1-0-1, D. Gorrer 1-0-1, A. Jones 1-0-1, D. Ellerbe 1-0-1, J. McClain 1-0-1, B. McKinney 0-1-1.

**MISSED FIELD GOAL:** None.



# GAME 7: Houston 41, Tennessee 7

69,143 • LP Field • Nashville, Tenn. • Oct. 23, 2011

## GAME SUMMARY

With **Arian Foster** and **Ben Tate** both rushing for more than 100 yards, the Texans outgained Tennessee 518-148 in a 41-7 victory. It was the largest margin of victory in team history and put their record at 4-3, a half-game ahead of the 3-3 Titans.

Foster had three touchdowns on 115 rushing yards and 119 receiving yards. He became the first Texans player and the 32nd player in NFL history with more than 100 yards rushing and receiving in the same game.

Tate ran for 104 yards on just 15 carries (6.9 average), his third 100-yard game of the season, to help the Texans dominate time of possession 37:58-22:02.

The Texans limited Titans RB **Chris Johnson** to 18 yards on 10 carries (1.8 average). Titans QB **Matt Hasselbeck** had just 104 yards and a 38.8 passer rating and was pulled in the fourth quarter after throwing his second interception of the game.

Texans FS **Danieal Manning** picked off Hasselbeck in the second quarter to set up the Texans' first touchdown. TE **Joel Dreessen** capped a seven-play, 87-yard scoring drive with a 10-yard touchdown pass, putting the Texans up 10-0 with 7:24 left in the first half.

Foster caught a career-long 78-yard touchdown pass, the longest pass of QB **Matt Schaub's** career, on the Texans' next drive. He caught the ball about 15 yards down the left sideline, then cut to the right between two defenders on his way to the end zone.

The Texans added a 29-yard field goal by **Neil Rackers** to go up 20-0 at halftime. They continued their dominance by forcing the Titans to punt on the first drive of the second half.

That was followed by a 20-yard pass from Schaub to **Kevin Walter**, a 17-yard run by Foster and runs of 17 and 24 yards by Tate. A 9-yard catch by TE **Owen Daniels** set up Foster for a 1-yard touchdown run that made the score 27-0.

The Titans got on the scoreboard with 5:34 left in the third quarter. TE **Jared Cook** caught a 5-yard touchdown pass on fourth-and-goal, beating rookie S **Shiloh Keo** on the play. That was Tennessee's only red zone possession the entire game.

Foster scored his third touchdown six minutes into the fourth quarter. His 5-yard run on third-and-goal made the score 34-7 and sent Titans fans to the exit aisles in droves. Three plays later, Texans CB **Brice McCain** picked off Hasselbeck and scored on a 38-yard return to complete the scoring.

Schaub finished 18-of-23 for 296 yards, two touchdowns and no interceptions. He had a passer rating of 147.7. He completed passes to seven different receivers, which included four catches by Daniels for 71 yards.

Texans ILB **Brian Cushing** had a team-high six tackles. Rookies **Brooks Reed** and **J.J. Watt** both recorded sacks, and cornerback **Johnathan Joseph** had two passes defended and a forced fumble.

## SCORING

SCORE BY PERIODS	1	2	3	4	OT	Total
Houston Texans	3	17	7	14	-	41
Tennessee Titans	0	0	7	0	-	7

## SCORING DRIVES

Team	Qtr	Time	Play Description (Extra Point) (Drive info)	HOU	TEN
Texans	1	1:25	N.Rackers 32 yd. Field Goal (13-78, 7:18)	3	0
Texans	2	7:24	J.Dreessen 10 yd. pass from M.Schaub (N.Rackers kick) (7-87, 3:29)	10	0
Texans	2	3:53	A.Foster 78 yd. pass from M.Schaub (N.Rackers kick) (4-94, 1:48)	17	0
Texans	2	0:00	N.Rackers 29 yd. Field Goal (7-37, 1:52)	20	0
Texans	3	9:06	A.Foster 1 yd. run (N.Rackers kick) (7-92, 3:28)	27	0
Titans	3	5:34	J.Cook 5 yd. pass from M.Hasselbeck (R.Bironas kick) (8-76, 3:32)	27	7
Texans	4	9:51	A.Foster 5 yd. run (N.Rackers kick) (8-52, 5:02)	34	7
Texans	4	9:28	B.McCain 38 yd. interception return (N.Rackers kick)	41	7

## TEAM STATISTICS

	TEXANS	TITANS
TOTAL FIRST DOWNS	29	11
THIRD DOWN EFFICIENCY	7-13-54%	2-10-20%
FOURTH DOWN EFFICIENCY	0-2-0%	1-1-100%
TOTAL NET YARDS	518	148
NET YARDS RUSHING	70 7.4	48 3.1
NET YARDS PASSING	296	95
PASS ATTEMPTS-COMPLETIONS-HAD INTERCEPTED	23-18-0	31-15-2
KICKOFFS Number-In End Zone-Touchbacks	7-7-2	2-2-2
PUNTS Number and Average	2-48.0	7-45.6
FGs - PATS Had Blocked	0-0	0-0
Net Punting Average	31.5	42.7
TOTAL RETURN YARDAGE (Not Including Kickoffs)	38	33
PENALTIES Number and Yards	6-68	8-76
FUMBLES Number and Lost	0-0	2-0
TOUCHDOWNS	5	1
EXTRA POINTS	5-5	1-1
FIELD GOALS	2-2	0-0
RED ZONE EFFICIENCY	3-5-60%	1-1-100%
GOAL TO GO EFFICIENCY	2-2-100%	1-1-100%
SAFETIES	0	0
TIME OF POSSESSION	37:58	22:02

## INDIVIDUAL STATISTICS

**RUSHING (Att-Yds):** Houston, A. Foster 25-115, B. Tate 15-104, D. Ward 5-7, L. Vickers 1-0, J. Jones 1-(-4). Tennessee, J. Ringer 3-31, C. Johnson 10-18, J. Harper 2-4.

**PASSING (C-A-Yd):** Houston, M. Schaub 18-23-296-0. Tennessee, M. Hasselbeck 14-30-104-2, J. Locker 1-1-12-0.

**RECEIVING (Rec-Yds):** Houston, A. Foster 5-119, O. Daniels 4-71, K. Walter 3-35, J. Dreessen 2-31, J. Jones 2-27, D. Mason 1-7, B. Johnson 1-6. Tennessee, C. Johnson 6-27, L. Hawkins 3-24, J. Cook 2-22, J. Ringer 1-17, C. Stevens 1-11, N. Washington 1-10, D. Williams 1-5.

**SACKS (Sk-Yds):** Houston, J. Watt 1-0-12, B. Reed 1-0-9. Tennessee, none.

**INTERCEPTIONS (Int-Yds):** Houston, D. Manning 1-0, B. McCain 1-38. Tennessee, none.

**TACKLES (S-A-T):** Houston, B. Cushing 5-1-6, B. Reed 4-0-4, J. Watt 3-0-3, J. Joseph 3-0-3, B. McCain 3-0-3, G. Quin 1-2-3, T. Nolan 2-0-2, D. Sharpston 2-0-2, K. Jackson 2-0-2, A. Smith 1-1-2, C. Barwin 1-1-2, D. Manning 1-0-1, E. Mitchell 0-1-1. Tennessee, J. McCourty 8-4-12, J. Babineaux 9-2-11, B. Ruud 8-2-10, M. Griffin 6-3-9, W. Witherspoon 3-2-5, C. Finegan 4-0-4, K. Klug 3-1-4, S. Smith 2-2-4, S. Marks 1-2-3, J. Casey 2-0-2, J. Jones 1-1-2, D. Ball 1-0-1, A. Ayers 1-0-1, M. Sheppard 1-0-1, D. Morgan 0-1-1.

**MISSED FIELD GOAL:** None.



# GAME 8: Houston 24, Jacksonville 14

71,412 • Reliant Stadium • Houston, Texas • Oct. 30, 2011

## GAME SUMMARY

The Texans limited the Jacksonville Jaguars to 174 yards on Sunday in a 24-14 victory at Reliant Stadium to move to 5-3 overall and 3-0 in the AFC South.

Jacksonville's offense only put together only one drive longer than 26 yards. Rookie QB **Blaine Gabbert** was 10-of-30 for 97 yards with a 26.7 passer rating. Jaguars RB **Maurice Jones-Drew**, who entered the game ranked second in the NFL in rushing, was held to 63 yards on an average of 3.5 yards per carry.

Texans ILB **Brian Cushing** continued his outstanding season with a team-high seven tackles. Cushing and CB **Jason Allen** both picked off Gabbert, and rookie ILB **Brooks Reed** recorded his second sack in as many weeks.

RB **Arian Foster** led the way for the Texans' offense with 33 carries for 112 yards, including 71 yards in the second half. His 4-yard touchdown run early in the fourth quarter put the Texans up 21-7.

Texans QB **Matt Schaub** threw for 225 yards and a score. WRs **Kevin Walter** (70) and **Jacoby Jones** (59) and TE **Owen Daniels** (60) all contributed more than 50 yards receiving. Schaub also ran for a touchdown on the first drive of the game, a 2-yard scamper to cap a 12-play, 80-yard scoring drive that lasted 6:39.

The Jaguars and Texans then traded seven punts before a Texans turnover set up Jacksonville for a score. With 6:41 left in the second quarter, Schaub was sacked by LB **Clint Session** and fumbled at the Houston 35-yard line before Jacksonville returned the ball to the Houston 8-yard line with the help of two laterals. The Jaguars scored two plays later on a 5-yard pass from Gabbert to WR **Jason Hill** to even the score.

The Texans' defense forced a three-and-out on the first series of the second half, Jones had a 33-yard punt return to the Jacksonville 44-yard line. TE **Joel Dreessen** caught a 7-yard touchdown pass on third-and-goal, snaring a lofted ball over a Jags defensive back to cap the ensuing nine-play drive.

Allen picked off Gabbert on the first play of the fourth quarter at the Jacksonville 40-yard line. The Texans capitalized on the short field with Foster's 4-yard touchdown run, the 23rd rushing touchdown of his career.

Houston was in the driver's seat until another turnover kept things interesting. Backup RB **Ben Tate** was stripped at the Jacksonville 36-yard line at the end of an 18-yard run, and Jaguars S **Dwight Lowery** returned the ball 23 yards. A low block penalty on Daniels tacked on 15 more yards, placing the ball at the Houston 26. Jacksonville converted the miscue into a 2-yard touchdown run by Jones-Drew to cut the lead to 21-14 with 5:15 remaining.

The Texans effectively ended the game with a time-consuming drive kept alive by Daniels' shoestring 30-yard catch and run on third down. Foster ran for 14 yards two plays later, and Rackers made a 39-yard field goal with 18 seconds remaining.

## SCORING

SCORE BY PERIODS	1	2	3	4	OT	Total
Jacksonville Jaguars	0	7	0	7	-	14
Houston Texans	7	0	7	10	-	24

## SCORING DRIVES

Team	Qtr	Time	Play Description (Extra Point) (Drive info)	JAC	HOU
Texans	1	8:21	M.Schaub 2 yd. run (N.Rackers kick) (12:80, 6:39)		0
Jaguars	2	5:41	J.Hill 5 yd. pass from B.Gabbert (J.Scobee kick) (2-8, 0:47)	7	7
Texans	3	9:10	J.Dreessen 7 yd. pass from M.Schaub (N.Rackers kick) (9-44, 4:07)	7	14
Texans	4	12:32	A.Foster 4 yd. run (N.Rackers kick) (5-40, 2:21)	7	21
Jaguars	4	5:15	M.Jones-Drew 2 yd. run (J.Scobee kick) (7-26, 3:58)	14	21
Texans	4	0:18	N.Rackers 39 yd. Field Goal (9-59, 4:57)	14	24

## TEAM STATISTICS

	JAGUARS	TEXANS
TOTAL FIRST DOWNS	13	20
THIRD DOWN EFFICIENCY	5-14-36%	10-17-59%
FOURTH DOWN EFFICIENCY	1-1-100%	0-0-0%
TOTAL NET YARDS	174	358
NET YARDS RUSHING	84	156
NET YARDS PASSING	90	202
PASS ATTEMPTS-COMPLETIONS-HAD INTERCEPTED	32-10-2	30-16-0
KICKOFFS Number-In End Zone-Touchbacks	3-3-3	5-4-1
PUNTS Number and Average	8-46.8	6-45.3
FGs - PATs Had Blocked	0-0	0-0
Net Punting Average	37.3	40.0
TOTAL RETURN YARDAGE (Not Including Kickoffs)	12	61
PENALTIES Number and Yards	5-39	7-60
FUMBLES Number and Lost	1-0	2-2
TOUCHDOWNS	2	3
EXTRA POINTS Made-Attempts	2-2	3-3
FIELD GOALS	0-0	1-2
RED ZONE EFFICIENCY	2-2-100%	3-3-100%
GOAL TO GO EFFICIENCY	2-2-100%	2-2-100%
SAFETIES	0	0
TIME OF POSSESSION	24:41	35:19

## INDIVIDUAL STATISTICS

**RUSHING (Att-Yds):** Jacksonville, M. Jones-Drew 18-63, B. Gabbert 4-14, D. Karim 3-7, Houston, A. Foster 33-112, B. Tate 5-42, M. Schaub 1-2.

**PASSING (C-A-Yds):** Jacksonville, B. Gabbert 10-30-97-2, Houston, M. Schaub 16-30-225-0.

**RECEIVING (Rec-Yds):** Jacksonville, M. Lewis 4-45, M. Thomas 3-24, J. Dillard 1-12, M. Jones-Drew 1-11, J. Hill 1-5, Houston, K. Walter 5-70, O. Daniels 4-60, J. Jones 3-59, J. Dreessen 2-19, A. Foster 1-12, D. Mason 1-5.

**SACKS (Sk-Yds):** Jacksonville, C. Session 1.0-15, C. Mosley 1.0-8, Houston, B. Reed 1.0-7.

**INTERCEPTIONS (Int-Yds):** Jacksonville, none, Houston, B. Cushing 1-5, J. Allen 1-0.

**TACKLES (S-A-T):** Jacksonville, D. Landry 9-2-11, D. Smith 6-1-7, P. Posluszny 5-2-7, C. Session 3-2-5, T. Alualu 4-0-4, D. Lowery 4-0-4, M. Roth 4-0-4, R. Mathis 4-0-4, C. Cox 3-1-4, C. Mosley 3-0-3, J. Mincey 2-1-3, C. Prosniski 2-1-3, D. Coleman 2-1-3, T. Knighton 1-2-3, R. Allen 1-0-1, N. Collins 0-1-1, L. Douzable 0-1-1, Houston, B. Cushing 3-4-7, J. Watt 5-0-5, T. Nolan 5-0-5, B. Reed 3-1-4, T. Quin 3-1-4, D. Ryans 3-1-4, B. McCain 3-0-3, S. Cody 1-2-3, C. Barwin 2-0-2, J. Allen 2-0-2, A. Smith 1-0-1, J. Joseph 1-0-1, Q. Demps 0-1-1, E. Mitchell 0-1-1, T. Jamison 0-1-1.

**MISSED FIELD GOAL:** Houston, N. Rackers 46 (WR).



# GAME 9: Houston 30, Cleveland 12

71,515 • Reliant Stadium • Houston, Texas • Nov. 6, 2011

## GAME SUMMARY

The Texans defeated the Cleveland Browns 30-12 in front of a sellout crowd of 71,511 at Reliant Stadium. Houston outgained its opponent 380-172 and won the time of possession battle by more than 10 minutes.

The Texans led 14-0 midway through the first quarter following rushing touchdowns by RB **Ben Tate** and QB **Matt Schaub**; and the team never trailed in the game.

The victory was the Texans' third in a row and moves the team's record to 6-3, making it the first time in franchise history that Houston was three games above .500.

It was the third consecutive week that Houston held the opposing offense to less than 175 net yards. The Texans also forced a pair of turnovers and collected four sacks, including a pair from rookie OLB **Brooks Reed**.

ILB **Brian Cushing** again led the Texans with seven combined tackles, one sack and a quarterback hurry. At the end of the first half, blood streamed down his nose after S **Quintin Demps'** interception return. That was the only thing that could get Cushing, a newly minted team captain, off the field.

The two-headed monster of running backs **Arian Foster** and **Tate** never looked better as the offense rushed for a club-record 261 yards and both players surpassed the 100-yard mark.

Carrying a 24-3 halftime lead, the Texans used their run game to grind out the clock in the second half. Schaub attempted only eight passes in the final two quarters as he handed off 25 times. K **Neil Rackers** booted a pair of field goals in the final 30 minutes, including a 50-yarder in the fourth quarter that gave the Texans a 30-6 lead.

Schaub didn't have the prettiest game statistically, with an interception and no touchdown passes, but he completed 61 percent of his throws and helped the offense convert 64 percent of its third down tries. More importantly, he left the game unscathed without being sacked and he took only three hits.

## SCORING

SCORE BY PERIODS	1	2	3	4	OT	Total
Cleveland Browns	3	0	3	6	-	12
Houston Texans	14	10	3	3	-	30

## SCORING DRIVES

Team	Qtr	Time	Play Description (Extra Point) (Drive info)	CLE	HOU
Texans	1	9:50	B.Tate 27 yd. run (N.Rackers kick) (9:82, 5:10)	0	7
Texans	1	7:11	M.Schaub 2 yd. run (N.Rackers kick) (6:28, 2:29)	0	14
Browns	1	3:43	P.Dawson 50 yd. Field Goal (7:20, 3:28)	3	14
Texans	2	8:06	A.Foster 19 yd. run (N.Rackers kick) (7-71, 3:54)	3	21
Texans	2	0:00	N.Rackers 28 yd. Field Goal (1-0, 0:02)	3	24
Texans	3	5:45	N.Rackers 21 yd. Field Goal (13-78, 7:19)	3	27
Browns	3	2:08	P.Dawson 51 yd. Field Goal (8:35, 3:37)	6	27
Texans	4	10:35	N.Rackers 50 yd. Field Goal (12-47, 6:33)	6	30
Browns	4	4:47	J.Cribbs 2 yd. pass from C.McCoy (pass failed) (11-64, 5:48)	12	30

## TEAM STATISTICS

	BROWNS	TEXANS
TOTAL FIRST DOWNS	10	21
THIRD DOWN EFFICIENCY	4-12-33%	9-14-64%
FOURTH DOWN EFFICIENCY	2-2-100%	1-1-100%
TOTAL NET YARDS	172	380
NET YARDS RUSHING	44	261
NET YARDS PASSING	128	119
PASS ATTEMPTS-COMPLETIONS-HAD INTERCEPTED	22-14-1	23-14-1
KICKOFFS Number-In End Zone-Touchbacks	4-2-0	6-2-0
PUNTS Number and Average	4-43.8	2-47.5
FGs - PATS Had Blocked	0-0	0-0
Net Punting Average	29.8	36.0
TOTAL RETURN YARDAGE (Not Including Kickoffs)	27	98
PENALTIES Number and Yards	4-35	2-15
FUMBLES Number and Lost	1-1	0-0
TOUCHDOWNS	1	3
EXTRA POINTS	0-0	3-3
FIELD GOALS	2-2	3-3
RED ZONE EFFICIENCY	1-1-100%	2-4-50%
GOAL TO GO EFFICIENCY	1-1-100%	1-3-33%
SAFETIES	0	0
TIME OF POSSESSION	24:45	35:15

## INDIVIDUAL STATISTICS

**RUSHING (Att-Yds):** Cleveland, C. Ogbonnaya 13-28, T. Clayton 5-10, C. McCoy 3-6, Houston, A. Foster 19-124, B. Tate 12-115, D. Ward 6-22, M. Schaub 3-0.

**PASSING (C-A-Y):** Cleveland, C. McCoy 14-22-146-1. Houston, M. Schaub 14-23-119-1.

**RECEIVING (Rec-Yds):** Cleveland, J. Cribbs 5-50, G. Little 2-33, B. Watson 2-26, E. Moore 2-11, C. Ogbonnaya 1-13, J. Cameron 1-7, J. Norwood 1-6, Houston, A. Foster 5-26, O. Daniels 3-32, J. Jones 2-28, J. Dreesen 2-27, K. Walter 1-5, J. Casey 1-1.

**SACKS (Sk-Yds):** Cleveland, none. Houston, B. Reed 2-0-9, C. Barwin 1-0-4, B. Cushing 1-0-5.

**INTERCEPTIONS (Int-Yds):** Cleveland, D. Jackson 1-24. Houston, Q. Demps 1-42.

**TACKLES (S-A-T):** Cleveland, S. Fujita 7-2-9, D. Jackson 8-0-8, J. Haden 7-0-7, T. Ward 3-2-5, E. Stephens 3-1-4, A. Rubin 3-1-4, U. Young 2-2-4, C. Gocong 3-0-3, J. Sheard 3-0-3, S. Brown 3-0-3, B. Schaefering 2-1-3, M. Adams 1-1-2, B. Skrine 1-1-2, P. Taylor 1-0-1, J. Mitchell 1-0-1. Houston, B. Cushing 4-3-7, G. Quin 6-0-6, K. Jackson 5-0-5, B. Reed 4-1-5, J. Joseph 4-0-4, C. Barwin 3-0-3, E. Mitchell 3-0-3, J. Watt 2-1-3, Q. Demps 2-0-2, D. Ryans 1-1-2, S. Cody 1-1-2, T. Nolan 1-1-2, T. Bulman 1-0-1.

**MISSED FIELD GOAL:** None.



# GAME 10: Houston 37, Tampa Bay 9

56,037 • Raymond James Stadium • Tampa, Fla. • Nov. 13, 2011

## GAME SUMMARY

QB **Matt Schaub** connected with WR **Jacoby Jones** for an 80-yard touchdown on the first play of the game, and the Texans didn't look back in a 37-9 rout of Tampa Bay. Four different Texans offensive players scored a touchdown and four different defensive players forced a turnover against the Bucs, who were 3-1 at home and 4-4 overall.

The Texans' No. 1-ranked defense limited Tampa Bay to 231 yards, sacking QB **Josh Freeman** four times. He had been sacked 10 times all season coming into the game. Houston controlled the ball for 35:06, piling up 185 yards on the ground.

RB **Arian Foster** gashed the Bucs' 29th-ranked defense for 186 yards from scrimmage (84 rushing, 102 receiving) and two touchdowns. All three Texans running backs – Foster, **Ben Tate** and **Derrick Ward** – scored rushing touchdowns.

Foster juiced two Bucs on a 78-yard touchdown catch-and-run in the second quarter. That put the Texans up 16-0 and made Schaub the first quarterback with two 78-yard touchdown passes in one game since Brett Favre in 2007.

ILB **Brian Cushing**, who had a team-high eight tackles, stopped the Bucs' first drive with a sack on third down. With 1:45 left in the first half, CB **Kareem Jackson** broke up a jump ball in the end zone on fourth-and-2 from the 5-yard line. The Texans led 16-0 at the time.

The Bucs gained only one yard in the third quarter. Back-to-back sacks by OLBs **Brooks Reed** and **Connor Barwin** led to a punt on the first series of the second half. The Texans' offense answered with a 5-yard rushing touchdown by Foster.

Barwin and rookie DE **J.J. Watt** teamed up to sack Freeman on the Bucs' next drive. Cushing picked off Freeman at the Tampa Bay 39-yard line on the next play, a pass that was knocked out of TE **Kellen Winslow's** hands by CB **Johnathan Joseph**. Ward scored shortly afterward on a four-yard run, which made it 30-3 with 2:08 left in the third quarter.

Texans S **Quintin Demps** intercepted a deflected pass at the Tampa 32-yard line with 8:15 remaining. Four plays later, Tate weaved his way to the end zone on an 11-yard touchdown run.

The Bucs' only scores came on a 55-yard field goal by **Connor Barth** at the end of the first half and a 9-yard touchdown catch by **Preston Parker** early in the fourth quarter.

## SCORING

SCORE BY PERIODS	1	2	3	4	OT	Total
Houston Texans	9	7	14	7	-	37
Tampa Bay Buccaneers	0	3	0	6	-	9

## SCORING DRIVES

Team	Qtr	Time	Play Description (Extra Point) (Drive info)	HOU	TB
Texans	1	14:48	J.Jones 80 yd. pass from M.Schaub (kick blocked) (1-80, 0:12)	6	0
Texans	1	4:29	N.Rackers 22 yd. Field Goal (14-80, 7:24)		9
Texans	2	8:55	A.Foster 78 yd. pass from M.Schaub (N.Rackers kick) (3-90, 1:53)	16	0
Bucs	2	0:00	C.Barth 55 yd. Field Goal (4-9, 0:28)		16
Texans	3	8:10	A.Foster 5 yd. run (N.Rackers kick) (7-65, 4:04)	23	3
Texans	3	2:03	D.Ward 4 yd. run (N.Rackers kick) (7-39, 3:14)	30	3
Bucs	4	11:17	P.Parker 9 yd. pass from J.Freeman (pass failed) (9-73, 3:38)	30	9
Texans	4	5:38	B.Tate 11 yd. run (N.Rackers kick) (4-27, 2:29)	37	9

## TEAM STATISTICS

	TEXANS	BUCS
TOTAL FIRST DOWNS	21	12
THIRD DOWN EFFICIENCY	3-10-30%	3-13-23%
FOURTH DOWN EFFICIENCY	0-1-0%	0-1-0%
TOTAL NET YARDS	420	231
NET YARDS RUSHING	185	90
NET YARDS PASSING	235	141
PASS ATTEMPTS-COMPLETIONS-HAD INTERCEPTED	15-11-0	35-15-3
KICKOFFS Number-In End Zone-Touchbacks	7-5-3	2-1-1
PUNTS Number and Average	4-45.3	6-44.2
FGs - PATS Had Blocked	0-1	0-0
Net Punting Average	36.8	42.5
TOTAL RETURN YARDAGE (Not Including Kickoffs)	25	34
PENALTIES Number and Yards	8-54	6-49
FUMBLES Number and Lost	0-0	2-1
TOUCHDOWNS	5	1
EXTRA POINTS Made-Attempts	4-5	0-1
FIELD GOALS Made-Attempts	1-2	1-1
RED ZONE EFFICIENCY	3-6-50%	1-2-50%
GOAL TO GO EFFICIENCY	2-3-67%	1-1-100%
SAFETIES	0	0
TIME OF POSSESSION	35:06	24:54

## INDIVIDUAL STATISTICS

**RUSHING (Att-Yds):** Houston, A. Foster 17-84, B. Tate 13-63, D. Ward 11-36, J. Jones 1-2, M. Schaub 1-1, M. Leinart 1-(-). Tampa Bay, L. Blount 10-34, K. Lumpkin 4-31, J. Freeman 3-25, J. Johnson 1-0.

**PASSING (C-A-Yd):** Houston, M. Schaub 11-15-242-0. Tampa Bay, J. Freeman 15-33-170-3, J. Johnson 2-0-0.

**RECEIVING (Rec-Yds):** Houston, A. Foster 4-102, O. Daniels 3-31, J. Jones 2-87, D. Mason 1-16, K. Walter 1-6. Tampa Bay, K. Lumpkin 5-30, K. Winslow 3-33, A. Benn 2-47, M. Williams 2-43, P. Parker 2-17, L. Blount 1-0.

**SACKS (Sk-Yds):** Houston, C. Barwin 1.5-7.5, B. Reed 1.0-10, B. Cushing 1.0-8, J. Watt 0.5-3.5. Tampa Bay, B. Price 1.0-7.

**INTERCEPTIONS (Int-Yds):** Houston, B. McCain 1-10, Q. Demps 1-5, B. Cushing 1-0. Tampa Bay, none.

**TACKLES (S-A-T):** Houston, B. Cushing 8-0-8, T. Nolan 4-2-6, Q. Demps 3-1-4, J. Watt 3-0-3, D. Ryans 3-0-3, C. Barwin 1-2-3, G. Quin 1-2-3, B. McCain 2-0-2, J. Joseph 2-0-2, T. Bulman 2-0-2, T. Jamison 2-0-2, B. Reed 1-1-2, J. Allen 1-0-1, S. Cody 1-0-1, K. Jackson 0-1-1. Tampa Bay, A. Hayward 7-1-8, R. Barber 6-1-7, B. Price 5-0-5, M. Bennett 5-0-5, A. Haynesworth 4-1-5, M. Foster 3-2-5, S. Jones 3-1-4, A. Clayborn 3-1-4, G. Hayes 2-2-4, A. Talib 3-0-3, Q. Black 3-0-3, R. Miller 2-1-3, G. Johnson 1-1-2, E. Biggers 1-0-1, L. Asante 1-0-1, T. Jackson 1-0-1.

**MISSED FIELD GOAL:** Houston, N. Rackers 37 (WL).



# GAME 11: Houston 20, Jacksonville 13

62,004 • EverBank Field • Jacksonville, Fla. • Nov. 27, 2011

## GAME SUMMARY

After losing QB **Matt Leinart** to a shoulder injury late in the second quarter, the Texans held on for a 20-13 victory over the Jaguars at EverBank Field. It was Houston's first road win and season sweep against Jacksonville since 2006.

Rookie QB **T.J. Yates** replaced Leinart, who made his first start in place of **Matt Schaub**, and went 8-of-15 for 70 yards in his NFL debut.

Defense and special teams led the way for the Texans on a day when their offense had a season-long 45-yard kickoff return. K **Neil Rackers** went 2-of-2 on field goals with a long of 53; and rookie P **Brett Hartmann** pinned the Jaguars inside their 20-yard line three times.

**Jacoby Jones** averaged 16.6 yards on seven punt returns; CB **Sherrick McManis** had a season-long 45-yard kickoff return. K **Neil Rackers** went 2-of-2 on field goals with a long of 53; and rookie P **Brett Hartmann** pinned the Jaguars inside their 20-yard line three times.

Leinart was 10-of-13 for 57 yards and a touchdown, a 20-yard pass to TE **Joel Dreessen**, before his injury.

The Jaguars scored first when CB **Ashton Youboty** returned an **Arian Foster** fumble 38 yards for a touchdown on the Texans' second play from scrimmage.

Later in the first quarter, Foster burst through the middle of the Jaguars defense for a 43-yard run on third-and-two from the Houston 41. He leapt over the goal line five plays later for a 1-yard touchdown that tied the game at 7-7.

After a 21-yard field goal by Jaguars K **Josh Scobee**, Jones set up the Texans for the go-ahead touchdown with a 42-yard punt return to the Jacksonville 26-yard line. Two plays later, Leinart stepped up under pressure and floated a pass to Dreessen, who ran it into the end zone from the 5-yard line.

Texans CB **Johnathan Joseph** picked off rookie QB **Blaine Gabbert** on the next series to set up Rackers' 53-yard field goal. Leinart was injured on the Texans' next possession on a hit from DE **Jeremy Mincey**.

Yates came in and completed 3-of-4 passes to set up a 33-yard Rackers field goal and a 20-10 halftime lead.

The only score of the second half was a 35-yard field goal by Scobee with 4:19 remaining. Texans CB **Brice McCain** broke up a pass intended for **Mike Thomas** on fourth-and-2 with 1:15 remaining to seal the victory.

## SCORING

SCORE BY PERIODS	1	2	3	4	OT	Total
Houston Texans	7	13	0	0	-	20
Jacksonville Jaguars	7	3	0	3	-	13

## SCORING DRIVES

Team	Qtr	Time	Play Description (Extra Point) (Drive info)	HOU	JAC
Jaguars 1	13:38	A. Youboty 38 yd. fumble return (J.Scobee kick)		0	7
Texans 1	6:15	A. Foster 1 yd. run (N.Rackers kick) (8-67, 3:59)		7	7
Jaguars 2	10:41	J.Scobee 21 yd. Field Goal (10-77, 4:49)		7	10
Texans 2	6:24	J.Dreessen 20 yd. pass from M.Leinart (N.Rackers kick) (2-26, 0:49)		14	10
Texans 2	4:13	N.Rackers 53 yd. Field Goal (4-1, 1:37)		17	10
Texans 2	0:02	N.Rackers 33 yd. Field Goal (10-40, 1:43)		20	10
Jaguars 4	4:15	J.Scobee 35 yd. Field Goal (8-50, 2:48)		20	13

## TEAM STATISTICS

	TEXANS	JAGS
TOTAL FIRST DOWNS	9	14
THIRD DOWN EFFICIENCY	2-15-13%	5-19-26%
FOURTH DOWN EFFICIENCY	0-0-0%	0-1-0%
TOTAL NET YARDS	215	255
NET YARDS RUSHING	88	105
NET YARDS PASSING	127	150
PASS ATTEMPTS-COMPLETIONS-HAD INTERCEPTED	28-18-0	40-20-1
KICKOFFS Number-In End Zone-Touchbacks	5-3-2	4-3-3
PUNTS Number and Average	10-43.6	9-45.0
Net Punting Average	41.2	32.1
FGs - PATS Had Blocked	0-0	0-0
TOTAL RETURN YARDAGE (Not Including Kickoffs)	145	4
PENALTIES Number and Yards	7-80	4-30
FUMBLES Number and Lost	3-1	1-0
TOUCHDOWNS	2	1
EXTRA POINTS Made-Attempts Kicking Made-Attempts	2-2	1-1
FIELD GOALS Made-Attempts	2-2	2-3
RED ZONE EFFICIENCY	1-2-50%	0-2-0%
GOAL TO GO EFFICIENCY	1-2-50%	0-1-0%
SAFETIES	0	0
TIME OF POSSESSION	28:21	31:39

## INDIVIDUAL STATISTICS

**RUSHING (Att-Yds):** Houston, A. Foster 22-65, B. Tale 5-26, T. Yates 4(-3). Jacksonville, M. Jones-Drew 18-99, L. McCown 1-9, B. Gabbert 1-1, D. Karim 2(-2), M. Owens 2(-2).

**PASSING (C-A-Y-I):** Houston, T. Yates 8-15-70-0, M. Leinart 10-13-57-0. Jacksonville, B. Gabbert 13-29-136-1, L. McCown 7-11-62-0.

**RECEIVING (Rec-Yds):** Houston, A. Foster 7-24, O. Daniels 4-31, A. Johnson 2-22, K. Walter 2-15, J. Dreessen 1-20, J. Jones 1-10, J. Casey 1-5. Jacksonville, M. Jones-Drew 4-67, M. Lewis 4-47, J. Dillard 3-30, J. Hill 3-12, M. Thomas 2-11, D. Karim 2-0, C. Shorts 1-25, M. Owens 1-6.

**SACKS (Sk-Yds):** Houston, C. Barwin 4-0-32, J. Watt 2-0-15, B. Reed 1-0-1. Jacksonville, none.

**INTERCEPTIONS (Int-Yds):** Houston, J. Joseph 1-29. Jacksonville, none.

**TACKLES (S-A-T):** Houston, C. Barwin 7-3-10, G. Quin 6-1-7, J. Watt 5-2-7, B. Cushing 3-4-7, B. Reed 2-2-4, D. Ryans 1-3-4, S. Cody 3-0-3, T. Jamison 3-0-3, J. Allen 2-1-3, O. Demps 2-1-3, B. McCain 2-0-2, J. Joseph 2-0-2, K. Jackson 1-1-2, A. Smith 1-0-1, D. Manning 1-0-1, J. Nading 1-0-1. Jacksonville, A. Youboty 8-0-8, P. Posluszny 4-3-7, R. Allen 4-3-7, D. Smith 4-1-5, W. Middleton 2-2-4, C. Mosley 2-2-4, D. Landry 2-2-4, T. Alualu 1-3-4, D. Lowery 2-0-2, K. Rutland 2-0-2, J. Chick 2-0-2, L. Douzable 1-1-2, G. Selvie 1-0-1, N. Collins 0-1-1.

**MISSSED FIELD GOAL:** Jacksonville, J. Scobee 55 (WR).



# GAME 12: Houston 17, Atlanta 10

71,545 • Reliant Stadium • Houston, Texas • Dec. 4, 2011

## GAME SUMMARY

Houston edged Atlanta 17-10 in a thrilling game at Reliant that wasn't decided until the final play. RB **Arian Foster** ran for 111 yards and a touchdown in rookie QB **T.J. Yates'** first NFL start.

Yates completed 12-of-25 passes for 188 yards and threw a 3-yard touchdown pass to TE **Joel Dreessen** in the second quarter. The Texans ran for 162 yards against the Falcons' second-ranked rushing defense, which entered Week 13 allowing only 83.5 rushing yards per game. Foster had 71 of his rushing yards in the second half.

Foster ran for 37 yards on the game-winning drive that spanned from the third to the fourth quarter and lasted 19 plays and 85 yards and took 10:41 off the clock. The drive was capped by a 1-yard touchdown by Foster on second-and-goal for a 17-10 lead.

The Falcons had a chance to tie the game on the final possession. They got the ball at their own 33-yard line with 59 seconds left and no timeouts. QB **Matt Ryan** drove the Falcons to the Houston 25-yard line with 16 seconds remaining and threw three incompletions, the last of which was defended in the end zone by CB **Kareem Jackson**, to end the game.

Jackson and CB **Jason Allen** both picked off Ryan in the first quarter. The Texans had 10 quarterback hits, including four by OLB **Connor Barwin** and three by rookie DE **J.J. Watt**. Ryan completed 20-of-47 passes for 267 yards.

Atlanta had two defensive touchdowns overturned by penalties. Early in the fourth quarter, LB **Mike Peterson** picked off Yates and returned the ball 31 yards for a touchdown, but CB **Dunta Robinson** was flagged for defensive holding, giving the Texans a first down instead.

The first Atlanta touchdown was called back come on a controversial fumble call midway through the first quarter. Yates tried to throw the ball away on third and 8 from the Atlanta 15-yard line and was hit as he threw what looked like an incomplete pass. Falcons S **James Sanders** scooped up the ball at the 10 and ran it back 90 yards to the end zone. But the Falcons were flagged for a player running onto the field during the return, negating the score.

Johnson had four catches for 97 yards before leaving the game with a hamstring injury. He made a highlight-reel 50-yard grab in the second quarter that set up Dreessen's fifth touchdown catch of the season to put the Texans up 10-0.

The Falcons then scored 10 unanswered points, capped by a 4-yard touchdown catch by **Roddy White** late in the third quarter.

## SCORING

SCORE BY PERIODS	1	2	3	4	OT	Total
Atlanta Falcons	0	3	7	0	-	10
Houston Texans	3	7	0	7	-	17

## SCORING DRIVES

Team	Qtr	Time	Play Description (Extra Point) (Drive info)	ATL	HOU
Texans	1	4:03	N.Rackers 43 yd. Field Goal (6-14, 2:45)	0	3
Texans	2	10:08	J.Dreessen 3 yd. pass from T.Yates (N.Rackers kick) (7-80, 4:00)	0	10
Falcons	2	5:06	M.Bryant 19 yd. Field Goal (10-79, 5:02)	3	10
Falcons	3	1:46	R.White 4 yd. pass from M.Ryan (M.Bryant kick) (7-56, 2:44)	10	10
Texans	4	6:05	A.Foster 1 yd. run (N.Rackers kick) (19-85, 10:41)	10	17

## TEAM STATISTICS

	FALCONS	TEXANS
TOTAL FIRST DOWNS	18	20
THIRD DOWN EFFICIENCY	6-14-43%	9-18-50%
FOURTH DOWN EFFICIENCY	0-2-0%	1-1-100%
TOTAL NET YARDS	337	337
NET YARDS RUSHING	70	162
NET YARDS PASSING	267	175
PASS ATTEMPTS-COMPLETIONS-HAD INTERCEPTED	47-20-2	25-12-0
KICKOFFS Number-In End Zone-Touchbacks	3-3-0	4-4-2
PUNTS Number and Average	4-50.5	5-52.8
FGs - PATs Had Blocked	0-0	0-0
Net Punting Average	48.0	40.4
TOTAL RETURN YARDAGE (Not Including Kickoffs)	22	44
PENALTIES Number and Yards	7-43	5-35
FUMBLES Number and Lost	0-0	1-1
TOUCHDOWNS	1	2
EXTRA POINTS Made-Attempts Kicking Made-Attempts	1-1	2-2
FIELD GOALS Made-Attempts	1-1	1-2
RED ZONE EFFICIENCY	1-2-50%	2-3-67%
GOAL TO GO EFFICIENCY	1-2-50%	2-2-100%
SAFETIES	0	0
TIME OF POSSESSION	24:56	35:04

## INDIVIDUAL STATISTICS

<b>RUSHING (Att-Yds):</b> Atlanta, M. Turner 14-44, J. Snelling 2-16, M. Ryan 1-16, J. Rodgers 1-0. Houston, A. Foster 31-111, B. Tate 11-21, T. Yates 2-10.
<b>PASSING (C-A-Y-I):</b> Atlanta, M. Ryan 20-47-267-2. Houston, T. Yates 12-25-188-0.
<b>RECEIVING (Rec-Yds):</b> Atlanta, T. Gonzalez 7-100, J. Jones 4-68, R. White 4-51, H. Douglas 4-43, J. Rodgers 1-5. Houston, A. Johnson 4-97, A. Foster 3-41, O. Daniels 3-35, K. Walter 1-12, J. Dreessen 1-3.
<b>SACKS (Sk-Yds):</b> Atlanta, C. Lofton 1.0-8, J. Abraham 1.0-5, V. Walker 1.0-0. Houston, none.
<b>INTERCEPTIONS (Int-Yds):</b> Atlanta, none. Houston, J. Allen 1-34, K. Jackson 1-0.
<b>TACKLES (S-A-T):</b> Atlanta, C. Lofton 11-0-11. J. Sanders 10-0-10. M. Peterson 7-3-10. T. DeCoud 7-3-10. S. Weatherspoon 5-2-7. K. Biermann 1-3-4. D. Robinson 3-0-3. D. Franks 3-0-3. C. Peters 2-1-3. R. Edwards 2-0-2. J. Abraham 1-0-1. V. Walker 1-0-1. C. Owens 1-0-1. P. Jerry 0-1-1. Houston, B. Cushing 5-1-6. G. Quin 4-2-6. B. Reed 3-2-5. Q. Demps 4-0-4. T. Nolan 3-1-4. D. Ryans 3-0-3. K. Jackson 3-0-3. D. Manning 3-0-3. J. Allen 2-0-2. C. Barwin 1-0-1. A. Smith 1-0-1. J. Joseph 1-0-1. B. McCain 1-0-1. T. Jamison 1-0-1.
<b>MISSED FIELD GOAL:</b> Houston, N. Rackers 54 (SH).





# GAME 13: Houston 20, Cincinnati 19

41,202 • Paul Brown Stadium • Cincinnati, Ohio • Dec. 11, 2011

## GAME SUMMARY

The Texans won 20-19 after trailing the Cincinnati Bengals 16-3 at halftime to clinch their first-ever AFC South title and playoff berth.

Led by their defense and rookie QB T.J. Yates, the Texans overcame a mistake-filled first half to rally for a last-second victory against the Bengals at Paul Brown Stadium. Yates threw the game-winning 6-yard touchdown pass to WR Kevin Walter with two seconds remaining.

Yates, making his second-career start and first on the road, went 26-of-44 for 300 yards with two touchdowns and an interception. He saved his best for last, leading two 80-yard scoring drives in the fourth quarter.

The last drive started at the Texans' 20-yard line with 2:33 left to play, down 19-13 and with no timeouts. Yates moved the Texans into the Cincinnati half of the field and kept the drive alive on third-and-15 from the 40 with a 17-yard run up the middle for a first down. WR Jacoby Jones then drew a pass interference penalty on CB Adam Jones at the 6-yard line with 12 seconds remaining. After an incomplete pass intended for Walter, Yates found his man in the middle of the end zone to win the game.

The Texans dug themselves a 13-point hole in a first half that included drops on a potential touchdown pass and on a potential interception that eventually led to a Bengals field goal.

In the second quarter, RB Ben Tate lost a fumble on first-and-goal from the 1-yard line. The Bengals responded with a 97-yard touchdown drive, going up 13-3 on a 17-yard scoring pass from QB Andy Dalton to Jerome Simpson. Texans K Neil Rackers missed a 47-yard field goal in the final minute of the second quarter, and the Bengals wound up with a 49-yard field goal to go up 16-3 seconds before halftime.

Houston allowed only 81 yards and six first downs after halftime.

OLB Connor Barwin sparked the turnaround by sacking Dalton and forcing a fumble on the first play of the third quarter. OLB Brooks Reed recovered at the Cincinnati 17-yard line, and Yates hit TE Joel Dreessen for a 4-yard touchdown pass four plays later.

The Bengals went up 19-10 with a 28-yard field goal late in the third. In the fourth quarter, Yates led a 13-play, 88-yard drive ending with a 33-yard Rackers field goal with 5:35 remaining. The Texans' defense allowed two first downs before stopping the Bengals near midfield and forcing a punt.

## SCORING

SCORE BY PERIODS	1	2	3	4	OT	Total
Houston Texans	3	0	7	10	-	20
Cincinnati Bengals	6	10	3	0	-	19

## SCORING DRIVES

Team	Qtr	Time	Play Description (Extra Point) (Drive info)	HOU	CIN
Texans 1	9:51	N.Rackers 46 yd. Field Goal (7-59, 3:08)		3	0
Bengals 1	4:54	M.Nugent 22 yd. Field Goal (9-71, 4:57)		3	3
Bengals 1	2:31	M.Nugent 47 yd. Field Goal (4-4, 0:53)		3	6
Bengals 2	3:02	J.Simpson 17 yd. pass from A.Dalton (M.Nugent kick) (15-97, 7:45)	3	13	
Bengals 2	0:06	M.Nugent 49 yd. Field Goal (4-32, 0:24)		3	16
Texans 3	12:27	J.Dreessen 6 yd. pass from T.Yates (N.Rackers kick) (4-17, 1:52)	10	16	
Bengals 3	2:07	M.Nugent 28 yd. Field Goal (12-88, 6:48)		10	19
Texans 4	5:31	N.Rackers 33 yd. Field Goal (13-83, 6:04)		13	19
Texans 4	0:02	K.Walter 6 yd. pass from T.Yates (N.Rackers kick) (13-80, 2:31)	20	19	

## TEAM STATISTICS

	TEXANS BENGALS	
TOTAL FIRST DOWNS	25	16
THIRD DOWN EFFICIENCY	9-16-56%	5-13-38%
FOURTH DOWN EFFICIENCY	0-1-0%	1-1-100%
TOTAL NET YARDS	412	285
NET YARDS RUSHING	144	101
NET YARDS PASSING	268	184
PASS ATTEMPTS-COMPLETIONS-HAD INTERCEPTED	44-26-1	28-16-0
KICKOFFS Number-In End Zone-Touchbacks	5-4-2	6-3-1
PUNTS Number and Average	2-51.5	4-46.5
FGs - PATs Had Blocked	0-0	0-0
Net Punting Average	51.5	39.0
TOTAL RETURN YARDAGE (Not Including Kickoffs)	30	23
PENALTIES Number and Yards	5-50	3-27
FUMBLES Number and Lost	4-3	2-2
TOUCHDOWNS	2	1
EXTRA POINTS Made-Attempts Kicking Made-Attempts	2-2	1-1
FIELD GOALS Made-Attempts	2-3	4-4
RED ZONE EFFICIENCY	2-4-50%	1-3-33%
GOAL TO GO EFFICIENCY	2-3-67%	0-2-0%
SAFETIES	0	0
TIME OF POSSESSION	31:44	28:16

## INDIVIDUAL STATISTICS

**RUSHING (Att-Yds):** Houston, B. Tate 8-67, A. Foster 15-41, T. Yates 5-36. Cincinnati, C. Benson 21-91, B. Scott 6-4, A. Hawkins 1-4, A. Dalton 1-2.

**PASSING (C-A-Y):** Houston, T. Yates 26-44-300-1. Cincinnati, A. Dalton 16-28-189-0.

**RECEIVING (Rec-Yds):** Houston, O. Daniels 7-100, K. Walter 6-76, A. Foster 4-33, J. Jones 3-39, B. Tate 3-30, J. Dreessen 3-22. Cincinnati, A. Green 5-59, J. Gresham 3-45, J. Simpson 2-38, B. Scott 2-15, A. Caldwell 2-10, A. Hawkins 1-22, C. Benson 1-0.

**SACKS (Sk-Yds):** Houston, C. Barwin 1.0-5. Cincinnati, K. Jennings 1.0-2, C. Crocker 1.0-2, M. Lawson 1.0-3, M. Johnson 1.0-4, G. Atkins 0.5-10, R. Geathers 0.5-10.

**INTERCEPTIONS (Int-Yds):** Houston, none. Cincinnati, R. Nelson 1-23.

**TACKLES (S-A-T):** Houston, D. Manning 8-3-11, D. Ryans 4-2-6, C. Barwin 4-1-5, J. Joseph 4-1-5, G. Quin 4-1-5, B. Cushing 3-1-4, J. Watt 3-1-4, B. Reed 2-1-3, K. Jackson 2-0-2, S. Cody 0-2-2, T. Dobbins 0-2-2, B. McCain 1-0-1, A. Smith 1-0-1, J. Allen 0-1-1, E. Mitchell 0-1-1, T. Nolan 0-1-1. Cincinnati, T. Howard 9-3-12, R. Nelson 7-2-9, D. Peko 3-4-7, R. Maulualga 4-2-6, K. Kennings 5-0-5, C. Crocker 4-1-5, M. Lawson 2-3-5, A. Jones 4-0-4, F. Rucker 2-2-4, M. Johnson 2-1-3, G. Atkins 1-2-3, N. Clements 1-1-2, R. Geathers 0-2-2, T. Mays 1-0-1, B. Johnson 0-1-1.

**MISSED FIELD GOAL:** Houston, N. Rackers 47 (WR).



# GAME 14: Carolina 28, Houston 13

71,540 • Reliant Stadium • Houston, Texas • Dec. 18, 2011

## GAME SUMMARY

The Texans trailed the Carolina Panthers 21-0 at halftime and responded with 13 unanswered points but were done in by turnovers and defensive lapses in a 28-13 loss that snapped a seven-game winning streak.

The Texans outgained the Panthers 358-318 but had three turnovers, including two interceptions by rookie QB **T.J. Yates**. It was the first time all season that the Texans did not force a turnover.

The Panthers' three scoring drives in the first half averaged 45 yards. Each came after a miscue by the Texans that gave rookie QB **Cam Newton** and the Panthers a short field.

RB **Arian Foster** lost a fumble on the second play of the game. The Panthers recovered at the Houston 26-yard line and scored four plays later on a 26-yard touchdown pass from Newton to WR **Steve Smith**.

**Neil Rackers** missed a 49-yard field goal late in the first quarter, and the Panthers turned it into a 9-yard touchdown catch by TE **Jeremy Shockey**.

Panthers TE **Richie Brockel** ran in for a 7-yard touchdown in the final minute of the second quarter on a "fumblerooski" misdirection play on second-and-goal. The score was set up by an interception of Yates by LB **Jordan Senn**, who returned the ball past midfield.

Houston's defense limited the Panthers to 18 yards and one first down in the third quarter, but the Texans could muster only two field goals on two trips to the red zone.

The Texans finally got in the end zone two minutes into the fourth quarter on a 1-yard touchdown run by Foster. Foster's touchdown got the Texans to within 21-13, but they would get no closer. Newton led the Panthers 80 yards in seven plays on the following drive, taking a 28-13 lead on a 24-yard touchdown run by **DeAngelo Williams** with 9:59 remaining.

The Texans drove inside the Panthers' 10-yard line on the ensuing drive, but Yates was picked off on third-and-goal from the nine to end Houston's final scoring threat.

Foster finished with 109 rushing yards on 16 carries and 58 receiving yards. Yates was 19-of-30 for 212 yards. OLB **Connor Barwin** and NT **Earl Mitchell** both had sacks, giving the Texans a team-record 38 on the season.

## SCORING

### SCORE BY PERIODS

	1	2	3	4	OT	Total
Carolina Panthers	7	14	0	7	-	28
Houston Texans	0	0	6	7	-	13

## SCORING DRIVES

Team	Qtr	Time	Play Description (Extra Point) (Drive info)	CAR	HOU
Panthers 1	12:07	S.Smith 26 yd. pass from C.Newton (O.Mare kick) (4-26, 2:09)	7	0	
Panthers 2	12:19	J.Shockey 9 yd. pass from C.Newton (O.Mare kick) (9-61, 4:53)	14	0	
Panthers 2	0:55	R.Brockel 7 yd. run (O.Mare kick) (9-48, 5:08)	21	0	
Texans 3	11:07	N.Rackers 26 yd. Field Goal (6-28, 1:47)	21	3	
Texans 3	2:53	N.Rackers 34 yd. Field Goal (12-75, 5:06)	21	6	
Texans 4	13:48	A.Foster 1 yd. run (N.Rackers kick) (8-68, 3:37)	21	13	
Panthers 4	9:54	D.Williams 24 yd. run (O.Mare kick) (7-80, 3:54)	28	13	

## TEAM STATISTICS

	PANTHERS	TEXANS
TOTAL FIRST DOWNS	20	18
THIRD DOWN EFFICIENCY	9-14-64%	2-9-22%
FOURTH DOWN EFFICIENCY	0-0-0%	0-0-0%
TOTAL NET YARDS	316	358
RUSHING	166	150
NET YARDS PASSING	150	208
PASS ATTEMPTS-COMPLETIONS-HAD INTERCEPTED	24-14-0	30-19-2
KICKOFFS Number-In End Zone-Touchbacks	5-5-3	4-4-3
PUNTS Number and Average	5-50.4	2-29.5
FGs - PATS Had Blocked	0-0	0-0
Net Punting Average	37.8	29.0
TOTAL RETURN YARDAGE (Not Including Kickoffs)	27	63
PENALTIES Number and Yards	7-40	6-60
FUMBLES Number and Lost	0-0	2-1
TOUCHDOWNS	4	1
EXTRA POINTS Made-Attempts Kicking	4-4	1-1
FIELD GOALS Made-Attempts	0-0	2-3
RED ZONE EFFICIENCY	3-3-100%	1-4-25%
GOAL TO GO EFFICIENCY	1-1-100%	1-2-50%
SAFETIES	0	0
TIME OF POSSESSION	32:34	27:26

## INDIVIDUAL STATISTICS

**RUSHING (Att-Yds):** Carolina, D. Williams 15-61, C. Newton 7-55, J. Stewart 11-43, R. Brockel 1-7. Houston, A. Foster 16-109, B. Tate 7-26, T. Yates 2-15.

**PASSING (C-A-Y-I):** Carolina, C. Newton 13-23-149-0, A. Edwards 1-1-11-0. Houston, T. Yates 19-30-212-2.

**RECEIVING (Rec-Yds):** Carolina, S. Smith 5-82, J. Shockey 2-35, L. Naanee 2-16, G. Olsen 2-15, J. Stewart 2-8, R. Brockel 1-4. Houston, A. Foster 5-58, L. Vickers 4-29, O. Daniels 2-29, K. Waller 2-26, B. Johnson 2-23, J. Dreessen 2-19, J. Jones 1-24, B. Tate 1-4.

**SACKS (Sk-Yds):** Carolina, J. Shirley 1.0-2, G. Hardy 1.0-2. Houston, C. Barwin 1.0-10, E. Mitchell 1.0-0.

**INTERCEPTIONS (Int-Yds):** Carolina, J. Senn 1-21, J. Anderson 1-5. Houston, none.

**TACKLES (S-A-T):** Carolina, J. Senn 12-2-14, D. Connor 6-1-7, S. Martin 6-1-7, J. Anderson 5-1-6, R. Stanford 3-1-4, C. Gamble 3-0-3, F. Kearse 2-1-3, J. Pugh 2-0-2, J. Shirley 1-1-2, C. Godfrey 1-1-2, G. Hardy 1-0-1, A. Neblett 1-0-1, C. Johnson 1-0-1, C. Munnerlyn 0-1-1. Houston, B. Cushing 9-3-12, D. Ryans 6-2-8, J. Watt 5-2-7, G. Quin 4-1-5, E. Mitchell 3-2-5, D. Manning 4-0-4, C. Barwin 2-1-3, J. Allen 2-1-3, T. Jamison 2-1-3, A. Smith 1-2-3, S. Cody 1-1-2, B. Reed 1-1-2, Q. Demps 1-0-1, J. Joseph 1-0-1, K. Jackson 0-1-1.

**MISSED FIELD GOAL:** Houston, N. Rackers 49 (WR).



# GAME 15: Indianapolis 19, Houston 16

64,159 • Lucas Oil Stadium • Indianapolis, Ind. • Dec. 22, 2011

## GAME SUMMARY

The Texans led the Colts for nearly 59 minutes until former Texans QB **Dan Orlovsky** put the Colts ahead for good with a 1-yard touchdown pass to WR **Reggie Wayne** with 19 seconds remaining. It capped a 12-play, 78-yard drive in the final two minutes that featured three penalties on the Texans. Houston was penalized 11 times for 84 yards overall and was 1-for-10 on third down in the 19-16 loss.

RB **Arian Foster** had 158 rushing yards on 23 carries and a touchdown, but the Texans could sustain only two drives of longer than three minutes. Rookie QB **T.J. Yates** attempted 16 passes but was sacked four times, including twice by DE **Robert Mathis**.

Orlovsky was 23-off-41 for 233 yards and a touchdown. He completed passes of 11, 10 and 34 yards on the final drive to move the Colts to the 20-yard line with 46 seconds left. That was followed by back-to-back penalties on rookie DE **J.J. Watt**, one for illegal use of hands to the face and one for a low hit on Orlovsky.

On third-and-goal from the 6, Texans S **Glover Quin** was flagged for pass interference at the 1-yard line. Wayne scored on the next play with a leaping catch over CB **Kareem Jackson**.

ILB **Brian Cushing** sacked Orlovsky and forced a fumble on the first play of the game, and **Brooks Reed** recovered at the Indianapolis 17-yard line. Foster put the Texans up 7-0 two plays later with a 9-yard touchdown run.

Later in the first quarter, Cushing stopped **Joseph Addai** for no gain on third-and-2 from the 5-yard line to force Indy to settle for a 23-yard field goal by **Adam Vinatieri**.

That was the first of seven field goals on the night. **Neil Rackers** put the Texans up 10-3 with a 44-yarder late in the first quarter. Vinatieri made a 32-yarder late in the second quarter and missed a 42-yard attempt wide left in the final minute of the first half.

The teams traded field goals twice in the third and fourth quarters, leaving the score at 16-12 with 1:56 remaining. With no timeouts, Orlovsky then led the Colts on the game-winning drive.

Cushing had a game-high 12 tackles, a sack and two forced fumbles. Watt drew three penalties but had five tackles, a sack, two tackles for loss, three quarterback hits and three passes defended.

## SCORING

SCORE BY PERIODS	1	2	3	4	OT	Total
Houston Texans	10	0	3	3	-	16
Indianapolis Colts	3	3	3	10	-	19

## SCORING DRIVES

Team	Qtr	Time	Play Description (Extra Point) (Drive info)	HOU	IND
Texans	1	14:06	A.Foster 9 yd. run (N.Rackers kick) (2-17, 0:45)	7	0
Colts	1	4:38	A.Vinatieri 23 yd. Field Goal (7-22, 3:36)	7	3
Texans	1	2:01	N.Rackers 44 yd. Field Goal (6-54, 2:37)	10	3
Colts	2	3:36	A.Vinatieri 32 yd. Field Goal (7-47, 3:39)	10	6
Texans	3	10:25	N.Rackers 35 yd. Field Goal (8-63, 4:35)	13	6
Colts	3	0:54	A.Vinatieri 47 yd. Field Goal (12-51, 5:11)	13	9
Colts	4	6:48	A.Vinatieri 31 yd. Field Goal (11-67, 6:08)	13	12
Texans	4	1:56	N.Rackers 31 yd. Field Goal (11-67, 4:52)	16	12
Colts	4	0:19	R.Wayne 1 yd. pass from D.Orlovsky (A.Vinatieri kick) (12-78, 1:37)	16	19

## TEAM STATISTICS

	TEXANS	COLTS
TOTAL FIRST DOWNS	14	24
THIRD DOWN EFFICIENCY	1-10-10%	7-17-41%
FOURTH DOWN EFFICIENCY	0-0-0%	0-0-0%
TOTAL NET YARDS	283	320
NET YARDS RUSHING	171	95
NET YARDS PASSING	112	225
PASS ATTEMPTS-COMPLETIONS-HAD INTERCEPTED	16-13-0	41-23-0
KICKOFFS Number-In End Zone-Touchbacks	5-4-4	6-6-5
PUNTS Number and Average	6-42.2	5-41.8
FGs - PATS Had Blocked	0-0	0-0
Net Punting Average	35.5	38.6
TOTAL RETURN YARDAGE (Not Including Kickoffs)	16	20
PENALTIES Number and Yards	11-84	4-35
FUMBLES Number and Lost	2-1	2-1
TOUCHDOWNS	1	1
EXTRA POINTS Made-Attempts	1-1	1-1
FIELD GOALS Made-Attempts	3-3	4-5
RED ZONE EFFICIENCY	1-3-33%	1-5-20%
GOAL TO GO EFFICIENCY	0-0-0%	1-2-50%
SAFETIES	0	0
TIME OF POSSESSION	27:05	32:55

## INDIVIDUAL STATISTICS

**RUSHING (Att-Yds):** Houston, A. Foster 23-158, J. Jones 1-15, B. Tate 6-(-1), T. Yates 1-(-1). Indianapolis, J. Addai 19-59, D. Brown 11-35, D. Orlovsky 1-2, D. Carter 1-(-1).

**PASSING (C-A-Y-I):** Houston, T. Yates 13-16-132-0. Indianapolis, D. Orlovsky 23-41-244-0.

**RECEIVING (Rec-Yds):** Houston, J. Dreessen 4-38, K. Walter 3-47, A. Foster 3-16, J. Jones 2-27, O. Daniels 1-4. Indianapolis, R. Wayne, 8-106, P. Garcon 6-50, A. Collie 3-49, D. Brown 2-13, B. Eldridge 2-8, J. Tamme 1-10, J. Addai 1-8.

**SACKS (Sk-Yds):** Houston, C. Barwin 1.0-7, B. Cushing 1.0-4, J. Watt 1.0-8. Indianapolis, R. Mathis 2.0-14, J. Anderson 1.0-4, F. Moala 1.0-2.

**INTERCEPTIONS (Int-Yds):** Houston, none. Indianapolis, none.

**TACKLES (S-A-T):** Houston, B. Cushing 7-5-12, B. McCain 6-1-7, J. Watt 5-0-5, D. Ryans 3-2-5, G. Quin 3-1-4, D. Manning 2-2-4, T. Jamison 2-2-4, E. Mitchell 0-4-4, B. Reed 3-0-3, J. Allen 3-0-3, J. Joseph 3-0-3, C. Barwin 2-1-3, T. Bulman 0-3-3, K. Jackson 2-0-2, A. Smith 1-0-1, S. Cody 1-0-1, J. Nading 1-0-1, O. Demps 0-1-1. Indianapolis, A. Bethea 8-1-9, K. Conner 5-1-6, P. Angerer 5-0-5, T. Brayton 4-1-5, J. Lacey 4-0-4, E. Sims 2-2-4, R. Mathis 3-0-3, D. Caldwell 3-0-3, J. Anderson 2-1-3, C. Rucker 2-1-3, F. Moala 2-0-2, D. Freaney 1-0-1, R. Matthews 1-0-1, A. Johnson 1-0-1, K. Thomas 0-1-1.

**MISSED FIELD GOAL:** Indianapolis, A. Vinatieri 42 (WL).



# GAME 16: Tennessee 23, Houston 22

71,512 • Reliant Stadium • Houston, Texas • Jan. 1, 2012

## GAME SUMMARY

Locked into the No. 3 seed in the AFC playoffs regardless of the game's outcome, the Texans rested RB **Arian Foster**, CB **Johnathan Joseph** and TE **Owen Daniels**, and then lost QB T.J. Yates to a minor shoulder injury after one series. With **Jake Delhomme** under center the rest of the way and backups playing for most of the second half, the Texans narrowly lost to the Titans 23-22 on a failed two-point conversion attempt in the final seconds.

Delhomme threw a 5-yard touchdown pass to **Bryant Johnson** on third-and-goal with eight seconds remaining. The Texans decided to go for two points, but a false start pushed them back five yards. They still went for two, but the shotgun snap went over Delhomme's head and was recovered by the Titans.

Yates was injured on the Texans' first play of the game when he was sacked by two Titans players. He finished the series, leading the Texans 90 yards in 13 plays for a 4-yard touchdown run by RB **Ben Tate**. Yates went to the locker room after the opening drive and did not return to the game. Delhomme finished 18-of-28 for 211 yards and a touchdown with a passer rating of 99.0.

The Texans' starters played for the entire first half before giving way to a slew of reserves after intermission. WR **Andre Johnson** returned from a hamstring injury that kept him out of the last three games. He played 15 snaps and caught two passes for 21 yards.

Titans K **Rob Bironas** made a 21-yard field goal early in the second quarter and WR **Donnie Avery**, who played at the University of Houston, caught a 1-yard touchdown pass with three minutes left in the half to put the Titans up 10-7.

Texans K **Neil Rackers** made a 52-yard field goal with 1:09 left in the half to tie the game at 10. Bironas gave the Titans a 13-10 halftime lead with a 42-yard field goal on the final play of the second quarter.

Tate opened the second half with a 56-yard scamper to set up a 37-yard Rackers field goal that made it 13-13. The Titans answered with yet another Bironas field goal, this one from 33 yards.

The Texans drove 76 yards in 12 plays before stalling at the 4-yard line and settling for a 22-yard field goal from Rackers. With 2:32 left to play, the Titans took a 23-16 lead with a 23-yard touchdown catch by Washington. It proved to be the deciding score as the Texans wound up one point short.

## SCORING

SCORE BY PERIODS	1	2	3	4	OT	Total
Tennessee Titans	0	3	13	7	-	23
Houston Texans	7	3	3	9	-	22

## SCORING DRIVES

Team	Qtr	Time	Play Description (Extra Point) (Drive info)	TEN	HOU
Texans	1	5:15	B.Tate 4 yd. run (N.Rackers kick) (13-90, 6:43)	0	7
Titans	2	13:06	R.Bironas 21 yd. Field Goal (10-69, 4:20)	3	7
Titans	2	3:48	D.Avery 1 yd. pass from M.Hasselbeck (R.Bironas kick) (5-33, 2:41)	10	7
Texans	2	1:09	N.Rackers 52 yd. Field Goal (7-46, 2:39)	10	10
Titans	2	0:00	R.Bironas 43 yd. Field Goal (7-55, 1:09)	13	10
Texans	3	11:46	N.Rackers 37 yd. Field Goal (5-61, 3:14)	13	13
Titans	3	7:22	R.Bironas 33 yd. Field Goal (5-62, 1:46)	16	13
Texans	4	14:57	N.Rackers 22 yd. Field Goal (12-76, 7:25)	16	16
Titans	4	4:31	N.Washington 23 yd. pass from M.Hasselbeck (R.Bironas kick) (6-56, 2:32)	23	16
Texans	4	0:14	B.Johnson 5 yd. pass from J.Delhomme (run failed) (7-36, 1:35)	23	22

## TEAM STATISTICS

	TITANS	TEXANS
TOTAL FIRST DOWNS	17	22
THIRD DOWN EFFICIENCY	6-14-43%	5-14-36%
FOURTH DOWN EFFICIENCY	0-0-0%	0-0-0%
TOTAL NET YARDS	361	387
NET YARDS RUSHING	86	152
NET YARDS PASSING	275	235
PASS ATTEMPTS-COMPLETIONS-HAD INTERCEPTED	35-22-0	32-22-0
KICKOFFS Number-In End Zone-Touchbacks	5-5-4	6-5-4
PUNTS Number and Average	6-47.7	6-44.7
FGs - PATS Had Blocked	0-0	0-0
Net Punting Average	45.8	37.5
TOTAL RETURN YARDAGE (Not Including Kickoffs)	43	11
PENALTIES Number and Yards	6-47	7-55
FUMBLES Number and Lost	1-1	1-1
TOUCHDOWNS	2	2
EXTRA POINTS	2-2	1-1
FIELD GOALS Made-Attempts	3-3	3-3
RED ZONE EFFICIENCY	1-3-33%	2-4-50%
GOAL TO GO EFFICIENCY	1-2-50%	2-2-100%
SAFETIES	0	0
TIME OF POSSESSION	25:22	34:38

## INDIVIDUAL STATISTICS

**RUSHING (Att-Yds):** Tennessee, C. Johnson 15-61, J. Harper 4-19, A. Hall 2-7, M. Hasselbeck 1-(-1). Houston, B. Tate 16-97, D. Ward 12-50, J. Jones 1-4, B. Johnson 1-1.

**PASSING (C-A-Yd):** Tennessee, M. Hasselbeck 22-35-297-0. Houston, J. Delhomme 18-28-211-0, T. Yates 4-4-47-0.

**RECEIVING (Rec-Yds):** Tennessee, N. Washington 4-92, J. Cook 4-63, C. Johnson 4-49, D. Avery 3-45, L. Hawkins 3-19, D. Williams 2-21, J. Harper 1-4, A. Hall 1-4. Houston, J. Casey 7-91, B. Tate 4-24, J. Jones 3-35, J. Dreessen 3-18, B. Johnson 2-45, A. Johnson 2-21, G. Graham 1-24.

**SACKS (Sk-Yds):** Tennessee, J. Casey 1.5-11.5, D. Morgan 0.5-2.5. Houston, A. Smith 2.0-15, J. Nading 0.5-3.5, B. Braman 0.5-3.5.

**INTERCEPTIONS (Int-Yds):** Tennessee, none. Houston, none.

**TACKLES (S-A-T):** Tennessee, M. Griffin 9-2-11, J. McCourty 9-0-9, C. McCarthy 7-1-8, J. Casey 4-2-6, J. Babineaux 5-0-5, W. Hayes 4-1-5, A. Ayers 4-0-4, D. Ball 2-2-4, W. Witherspoon 2-1-3, S. Marks 2-0-2, Z. Clayton 1-1-2, C. Finnegan 1-0-1, M. Sheppard 1-0-1, D. Morgan 0-1-1. Houston, Q. Demps 6-0-6, E. Mitchell 5-1-6, G. Quin 5-0-5, K. Jackson 5-0-5, D. Ryans 3-1-4, D. Manning 2-2-4, B. Cushing 2-2-4, M. Alexander 3-0-3, T. Bulman 1-2-3, A. Smith 2-0-2, B. McCain 2-0-2, T. Dobbins 2-0-2, J. Allen 2-0-2, B. Reed 1-0-1, J. Watt 1-0-1, B. Harris 1-0-1, J. Nading 0-1-1, B. Braman 0-1-1, C. Barwin 0-1-1.

**MISSED FIELD GOAL:** None.



# AFC WILD CARD: Houston 31, Cincinnati 10

71,725 • Reliant Stadium • Houston, Texas • Jan. 7, 2012

## GAME SUMMARY

In the first playoff game in franchise history and first playoff game in the city of Houston since 1994, the Texans defeated the Cincinnati Bengals 31-10 in front of a record crowd of 71,725 at Reliant Stadium.

The Texans' defense had four sacks, three interceptions and one touchdown – a 29-yard interception return by rookie DE **J.J. Watt** – against Bengals rookie QB **Andy Dalton**. Texans RB **Arian Foster** ran for 153 yards and two touchdowns on 24 carries, and WR **Andre Johnson** had a 40-yard touchdown catch in his long-awaited playoff debut.

After falling behind 7-0 midway through the first quarter, the Texans went on a 31-3 run the rest of the way. They outruled the Bengals 188-76 and won the turnover battle 3-0.

The Bengals scored first with a 1-yard touchdown run by **Cedric Benson** with 7:34 left in the first quarter. It was set up by a 52-yard pass interference penalty on Texans S **Glover Quin** on a deep pass from Dalton intended for rookie WR **A.J. Green**.

The Texans responded with a six-play, 80-yard drive to tie the game. Foster scored on an 8-yard touchdown run on first-and-goal.

The Bengals and Texans traded field goals in the second quarter. Texans K **Neil Rackers'** 39-yarder made it 10-10 with 1:48 left in the first half. Three plays later, Watt made the play of the game. He jumped behind the line of scrimmage and snared Dalton's pass, then tucked the ball away and ran 29 yards to the end zone.

The second half was scoreless until late in the third quarter, when rookie QB **T.J. Yates** hit Johnson for a 40-yard touchdown down the left sideline.

On the next drive, the Bengals went for it on fourth-and-three from the Houston 47. Dalton was pressured by Watt, Reed and **Connor Barwin** into throwing a desperation pass that was picked off by former Bengals CB **Johnathan Joseph** at the 25-yard line.

Texans FS **Danieal Manning** made a spectacular interception near midfield on the Bengals' next drive. On a pass intended for Green at the right sideline, Manning caught the ball at the peak of his jump and just barely came down with both feet inbound.

Three plays later, Foster ran for a 42-yard touchdown on third-and-seven. He burst around the edge on an outside zone run to the right, then tossed aside Crocker at the 20-yard line as he tiptoed down the sideline on his way to the end zone.

## SCORING

SCORE BY PERIODS	1	2	3	4	OT	Total
Cincinnati Bengals	7	3	0	0	-	10
Houston Texans	7	10	7	7	-	31

## SCORING DRIVES

Team	Qtr	Time	Play Description (Extra Point) (Drive info)	CIN	HOU
Bengals 1	7:34	C.Benson 1 yd. run (M.Nugent kick) (5-74, 2:23)		7	0
Texans 1	4:57	A.Foster 8 yd. run (N.Rackers kick) (6-80, 2:37)		7	7
Bengals 2	7:09	M.Nugent 37 yd. Field Goal (8-61, 4:15)		10	7
Texans 2	1:48	N.Rackers 39 yd. Field Goal (13-59, 5:21)		10	10
Texans 2	0:52	J.Watt 29 yd. interception return (N.Rackers kick)		10	17
Texans 3	1:08	A.Johnson 40 yd. pass from T.Yates (N.Rackers kick) (9-83, 4:37)		10	24
Texans 4	5:15	A.Foster 42 yd. run (N.Rackers kick) (3-45, 1:46)		10	31

## TEAM STATISTICS

	BENGALS	TEXANS
TOTAL FIRST DOWNS	21	19
THIRD DOWN EFFICIENCY	6-13-46%	6-12-50%
FOURTH DOWN EFFICIENCY	0-2-0%	0-0-0%
TOTAL NET YARDS	300	340
NET YARDS RUSHING	76	188
NET YARDS PASSING	224	152
PASS ATTEMPTS-COMPLETIONS-HAD INTERCEPTED	42-27-3	20-11-0
KICKOFFS Number-In End Zone-Touchbacks	3-3-3	6-6-5
PUNTS Number and Average	3-48.3	5-50.2
FGs - PATS Had Blocked	0-0	0-0
Net Punting Average	44.3	42.2
TOTAL RETURN YARDAGE (Not Including Kickoffs)	20	40
PENALTIES Number and Yards	3-25	5-87
FUMBLES Number and Lost	1-0	0-0
TOUCHDOWNS	1	4
EXTRA POINTS Made-Attempts	1-1	4-4
FIELD GOALS	1-2	1-1
RED ZONE EFFICIENCY	1-3-33%	1-1-100%
GOAL TO GO EFFICIENCY	1-1-100%	1-1-100%
SAFETIES	0	0
TIME OF POSSESSION	30:17	29:43

## INDIVIDUAL STATISTICS

**RUSHING (Att-Yds):** Cincinnati, B. Leonard 3-34, A. Dalton 3-17, C. Benson 7-14, B. Scott 6-11. Houston, A. Foster 24-153, B. Tate 9-37, J. Casey 1-0, T. Yates 1-(-2).

**PASSING (C-A-Y):** Cincinnati, A. Dalton 27-42-257-3. Houston, T. Yates 11-20-159-0.

**RECEIVING (Rec-Yds):** Cincinnati, B. Leonard 6-36, A. Green 5-47, J. Gresham 5-46, J. Simpson 3-33, B. Scott 3-29, R. Whalen 2-24, D. Lee 1-36, A. Hawkins 1-8, C. Benson 1-(-2). Houston, A. Johnson 5-90, A. Foster 3-29, O. Daniels 2-29, K. Walter 1-11.

**SACKS (Sk-Yds):** Cincinnati, R. Nelson 1-0-7, G. Alkins 1-0-0. Houston, E. Mitchell 1-0-0, B. Reed 1-0-09, A. Smith 1-0-8, J. Watt 1-0-7.

**INTERCEPTIONS (Int-Yds):** Cincinnati, none. Houston, J. Watt 1-29, D. Manning 1-0, J. Joseph 1-1.

**TACKLES (S-A-T):** Cincinnati, T. Howard 6-0-6, R. Nelson 5-1-6, J. Fanene 5-1-6, M. Lawson 4-1-5, D. Peko 4-0-4, A. Jones 4-0-4, G. Alkins 3-1-4, N. Clements 3-0-3, R. Geathers 2-1-3, R. Mauauga 1-2-3, C. Crocker 2-0-2, K. Jennings 2-0-2, F. Rucker 1-1-2, D. Skuta 1-0-1, C. Dunlap 1-0-1. Houston, B. Cushing 5-3-8, D. Manning 5-2-7, J. Joseph 6-0-6, A. Smith 5-0-5, G. Quin 4-1-5, B. Reed 3-2-5, J. Allen 3-2-5, E. Mitchell 3-1-4, K. Jackson 3-1-4, D. Ryans 2-2-4, C. Barwin 3-0-3, S. Cody 1-2-3, J. Watt 2-0-2, T. Jamison 1-1-2, T. Dobbins 1-0-1, Q. Demps 1-0-1.

**MISSED FIELD GOAL:** Cincinnati, M. Nugent 50 (WR).



# AFC DIVISIONAL: Baltimore 20, Houston 13

71,547 • M&T Stadium • Houston, Texas • Jan. 15, 2012

## GAME SUMMARY

Houston gave up 17 points off four turnovers in a 20-13 loss to the Baltimore Ravens, ending Houston's playoff run in the Divisional Round at M&T Bank Stadium.

The Texans controlled the line of scrimmage on both sides of the ball, limiting **Ray Rice**, the NFL's second-leading rusher, to 60 yards on 21 carries (2.9 average). **Arian Foster** ran 27 times for 132 yards, the highest rushing total ever allowed by the Ravens in a postseason game.

The Texans sacked Ravens QB **Joe Flacco** five times, with 2.5 sacks apiece for rookies **J.J. Watt** and **Brooks Reed**. They allowed only three points in the final 46 minutes of the game and 227 yards overall. The Ravens were 4-of-16 (25 percent) on third down. Baltimore recovered all three of its fumbles.

After taking a 3-0 lead on the game's opening drive, keyed by a 60-yard kickoff return by FS **Daniele Manning**, Houston forced the Ravens into a three-and-out on their first possession. Texans WR **Jacoby Jones** tried to field a 64-yard punt on a bounce at his own 13-yard line. The ball bounced off Jones' facemask, and the Ravens recovered at the 2. They scored three plays later on a 1-yard pass from Flacco to TE **Kris Wilson**.

The Texans' other three turnovers came on interceptions by rookie QB **T.J. Yates**, who had thrown only three interceptions in his previous seven games.

Late in the first quarter, CB **Lardarius Webb** picked off Yates' attempt to WR **Andre Johnson** at the Houston 35-yard line, setting up a 10-yard touchdown pass from Flacco to WR **Anquan Boldin** for a 17-3 lead with 1:08 remaining in the quarter.

The Texans trimmed the deficit to 17-13 before interception on K **Neil Rackers**' 33-yard field goal and a 1-yard touchdown run by Foster to cap an 86-yard drive.

Both teams squandered opportunities in a scoreless third quarter. Rackers missed a 50-yard field goal that would have made it a 1-point game. The Ravens then drove to the Texans' 1-yard line before ILB **Tim Dobbins** stuffed Rice for no gain on fourth-and-goal.

Yates was picked off by Webb a second time with 7:21 remaining at the Baltimore 29-yard line. That led to a 44-yard field goal by Ravens K **Billy Cundiff** with 2:52 remaining, the only score of the second half.

Yates moved the Texans to the Baltimore 38 at the two-minute warning. But he went deep for Johnson down the right sideline on the next play and was picked off by S **Ed Reed**. The Texans got the ball on their own 48-yard line with no timeouts, 45 seconds remaining and a chance to tie the game. After a 9-yard pass to TE **Owen Daniels**, Yates threw two incompletions to set up fourth-and-1 from the Baltimore 43 with 24 seconds left. His Hail Mary heave to the end zone deflected off WR **Kevin Walter** and fell incomplete.

## SCORING

SCORE BY PERIODS	1	2	3	4	OT	Total
Houston Texans	3	10	0	0	-	13
Baltimore Ravens	17	0	0	3	-	20

## SCORING DRIVES

Team	Qtr	Time	Play Description (Extra Point) (Drive info)	HOU	BAL
Texans	1	12:24	N.Rackers 40 yd. Field Goal (5-20, 2:36)	3	0
Ravens	1	9:51	K.Wilson 1 yd. pass from J.Flacco (B.Cundiff kick) (3-2, 1:21)	3	7
Ravens	1	6:02	B.Cundiff 48 yd. Field Goal (6-30, 2:47)	3	10
Ravens	1	1:08	A.Boldin 10 yd. pass from J.Flacco (B.Cundiff kick) (5-34, 2:05)	3	17
Texans	2	11:42	N.Rackers 33 yd. Field Goal (11-59, 4:26)	6	17
Texans	2	4:48	A.Foster 1 yd. run (N.Rackers kick) (12-86, 5:49)	13	17
Ravens	4	2:52	B.Cundiff 44 yd. Field Goal (10-45, 4:29)	13	20

## TEAM STATISTICS

	TEXANS	RAVENS
TOTAL FIRST DOWNS	16	11
THIRD DOWN EFFICIENCY	5-15-33%	4-16-25%
FOURTH DOWN EFFICIENCY	0-1-0%	0-1-0%
TOTAL NET YARDS	315	227
NET YARDS RUSHING	131	87
NET YARDS PASSING	184	140
PASS ATTEMPTS-COMPLETIONS-HAD INTERCEPTED	35-17-3	27-14-0
KICKOFFS Number-In End Zone-Touchbacks	4-4-3	5-4-1
PUNTS Number and Average	5-40.0	9-49.3
FGs - PATS Had Blocked	0-0	0-0
Net Punting Average	40.0	44.4
TOTAL RETURN YARDAGE (Not Including Kickoffs)	4	1
PENALTIES Number and Yards	3-20	0-0
FUMBLES Number and Lost	3-1	3-0
TOUCHDOWNS	1	2
EXTRA POINTS Made-Attempts Kicking Made-Attempts	1-1	2-2
FIELD GOALS Made-Attempts	2-3	2-2
RED ZONE EFFICIENCY	1-2-50%	2-3-67%
GOAL TO GO EFFICIENCY	1-1-100%	1-2-50%
SAFETIES	0	0
TIME OF POSSESSION	28:40	31:20

## INDIVIDUAL STATISTICS

**RUSHING (Att-Yds):** Houston, A. Foster 27-132, T. Yates 1(-1), Baltimore, R. Rice 21-60, R. Williams 6-27, V. Leach 2-1, J. Flacco 2(-1).

**PASSING (C-A-Y-I):** Houston, T. Yates 17-35-184-3. Baltimore, J. Flacco 14-27-176-0.

**RECEIVING (Rec-Yds):** Houston, A. Johnson 8-111, A. Foster 5-22, O. Daniels 2-26, K. Walter 2-25. Baltimore, A. Boldin 4-73, R. Rice 4-20, D. Pitta 2-29, L. Evans 2-29, E. Dickson 1-14, T. Smith 1-9, K. Wilson 1-1.

**SACKS (Sk-Yds):** Houston, J. Watt 2.5-22, B. Reed 2.5-14. Baltimore, none.

**INTERCEPTIONS (Int-Yds):** Houston, none. Baltimore, L. Webb 2-1, E. Reed 1-0.

**TACKLES (S-A-T):** Houston, B. Cushing 7-5-12, B. McCain 6-1-7, J. Watt 5-0-5, D. Ryans 3-2-5, G. Quin 3-1-4, D. Mann J. Watt 9-3-12, B. Cushing 5-6-11, D. Manning 8-1-9, B. Reed 6-2-8, D. Ryans 2-5-7, K. Jackson 4-0-4, S. Cody 1-3-4, A. Smith 2-1-3, G. Quin 2-1-3, C. Barwin 2-0-2, J. Joseph 2-0-2, Q. Demps 2-0-2, T. Dobbins 1-0-1, E. Mitchell 0-1-1. Baltimore, R. Lewis 7-18, E. Reed 6-0-6, T. Suggs 5-1-6, B. Pollard 3-2-5, L. Webb 4-0-4, C. Redding 3-0-3, Ca. Williams 3-0-3, J. Johnson 3-0-3, H. Ngata 2-1-3, T. Cody 2-1-3, D. Elerbe 2-1-3, B. McKinney 1-2-3, J. McClain 2-0-2, J. Smith 1-1-2.

**MISSED FIELD GOAL:** Houston, N. Rackers 50 (SH).



# INDIVIDUAL RECORDS



# INDIVIDUAL YEAR-BY-YEAR LEADERS

## RUSHING

Year	Player	Att	Yds	Avg	Long	TD
2002	Jonathan Wells	197	529	2.7	37	3
2003	Domanick Williams	238	1,031	4.3	51	8
2004	Domanick Williams	302	1,188	3.9	44	13
2005	Domanick Williams	230	976	4.2	44	2
2006	Ron Dayne	151	612	4.1	19	5
2007	Ron Dayne	194	773	4.0	39	6
2008	Steve Slaton	268	1,282	4.8	71	9
2009	Steve Slaton	131	437	3.3	32	3
2010	<b>Arian Foster</b>	<b>327</b>	<b>1,616</b>	<b>4.9</b>	<b>74</b>	<b>16</b>
2011	Arian Foster	278	1,224	4.4	43	10

## RECEIVING

Year	Player	Rec	Yds	Avg	Long	TD
2002	Billy Miller	51	613	12.0	42	3
2003	Andre Johnson	66	976	14.8	46	4
2004	Andre Johnson	79	1,142	14.5	54	6
2005	Andre Johnson	63	688	10.9	53	2
2006	Andre Johnson	103	1,147	11.1	53	5
2007	Kevin Walter	65	800	12.3	46	4
2008	<b>Andre Johnson</b>	<b>115</b>	<b>1,575</b>	<b>13.7</b>	<b>65</b>	<b>8</b>
2009	Andre Johnson	101	1,569	15.5	72	9
2010	Andre Johnson	86	1,216	14.1	60	8
2011	Owen Daniels	54	677	12.5	34	3

## RUSHING-RECEIVING

Year	Player	Rushing	Receiving	Total
2002	James Allen	519	302	821
2003	Domanick Williams	1,031	351	1,382
2004	Domanick Williams	1,188	588	1,776
2005	Domanick Williams	976	337	1,313
2006	Andre Johnson	14	1,147	1,161
2007	Ron Dayne	773	112	885
2008	Steve Slaton	1,282	377	1,659
2009	Andre Johnson	10	1,569	1,579
2010	<b>Arian Foster</b>	<b>1,616</b>	<b>604</b>	<b>2,220</b>
2011	Arian Foster	1,224	617	1,841

## PASSING

Year	Player	A	C	Pct	Yds	TD	Int	Lg	Rtg
2002	David Carr	444	233	52.5	2,592	9	15	81	62.8
2003	David Carr	295	167	56.6	2,013	9	13	78	69.5
2004	David Carr	466	285	61.2	3,531	16	14	69	83.5
2005	David Carr	423	256	60.5	2,488	14	11	53	77.2
2006	David Carr	442	302	68.3	2,767	11	12	53	82.1
2007	Matt Schaub	289	192	66.4	2,241	9	9	77	87.2
2008	Matt Schaub	380	251	66.1	3,043	15	10	65	92.7
2009	<b>Matt Schaub</b>	<b>583</b>	<b>396</b>	<b>67.9</b>	<b>4,770</b>	<b>29</b>	<b>15</b>	<b>72</b>	<b>98.6</b>
2010	Matt Schaub	574	365	63.6	4,370	24	12	60	92.0
2011	Matt Schaub	292	178	61.0	2,479	15	6	80	96.8

## SCORING

Year	Player	TD	PAT	2PT	FG	TP
2002	Kris Brown	-	20/20	-	17/24	71
2003	Kris Brown	-	27/27	-	18/22	81
2004	Kris Brown	-	34/34	-	17/24	85
2005	Kris Brown	-	24/24	-	26/34	102
2006	Kris Brown	-	26/27	-	19/25	83
2007	Kris Brown	-	40/40	-	25/29	115
2008	Kris Brown	-	37/37	-	29/33	124
2009	Kris Brown	-	43/44	-	21/32	106
2010	Neil Rackers	-	43/43	-	27/30	124
2011	Neil Rackers	-	<b>39/40</b>	-	<b>32/38</b>	<b>135</b>

## FIELD GOALS

Year	Player	Att	Made	Pct	Long
2002	Kris Brown	24	17	70.8	51
2003	Kris Brown	22	18	81.8	50
2004	Kris Brown	24	17	70.8	50
2005	Kris Brown	34	26	76.5	53
2006	Kris Brown	25	19	76.0	49
2007	Kris Brown	29	25	86.2	57*
2008	Kris Brown	33	29	87.9	53
2009	Kris Brown	32	21	65.6	56
2010	Neil Rackers	30	27	90.0	57
2011	Neil Rackers	<b>38</b>	<b>32</b>	<b>84.2</b>	<b>54</b>

\*Longest field goal in the NFL

## PUNTING AVERAGE

Year	Player	No	Yds	Avg	Long	Blk
2002	Chad Stanley	114	4,720	41.4	62	2
2003	Chad Stanley	97	4,028	41.5	58	0
2004	Chad Stanley	73	3,009	41.2	57	0
2005	Chad Stanley	77	2,990	38.8	61	0
2006	Chad Stanley	76	3,161	41.6	62	0
2007	Matt Turk	55	2,296	41.7	59	0
2008	Matt Turk	53	2,240	42.3	59	0
2009	Matt Turk	67	2,866	42.8	62	0
2010	Matt Turk	63	2,650	42.1	60	0
2011	<b>Brett Hartmann</b>	<b>58</b>	<b>2,573</b>	<b>44.4</b>	<b>69</b>	<b>0</b>

## PUNT RETURNS

Year	Player	No	Yds	Avg	Long	TD
2002	Jermaine Lewis	36	280	7.8	48	0
2003	J.J. Moses	36	244	6.8	40	0
2004	J.J. Moses	36	309	8.6	27	0
2005	Phillip Buchanon	12	101	8.4	37	0
2006	Dexter Wynn	12	139	11.6	58	0
2007	Jacoby Jones	30	286	9.5	74	0
2008	<b>Jacoby Jones</b>	<b>32</b>	<b>386</b>	<b>12.1</b>	<b>73</b>	<b>2</b>
2009	Jacoby Jones	39	426	10.9	62	0
2010	Jacoby Jones	29	204	7.0	39	0
2011	Jacoby Jones	49	518	10.6	79	1

BOLD indicates team record





# INDIVIDUAL YEAR-BY-YEAR LEADERS

## KICKOFF RETURNS

Year	Player	No	Yds	Avg	Long	TD
2002	Jermaine Lewis	46	961	20.9	45	0
2003	J.J. Moses	58	1,355	23.4	70	0
2004	J.J. Moses	59	1,303	22.1	49	0
2005	<b>Jerome Mathis</b>	<b>54</b>	<b>1,542</b>	<b>28.6</b>	<b>99t</b>	<b>2</b>
2006	Dexter Wynn	30	670	22.3	38	0
2007	André Davis	32	968	30.3	104t	3
2008	André Davis	43	993	23.1	50	0
2009	André Davis	33	782	23.7	63	0
2010	Steve Slaton	39	767	19.7	50	0
2011	Danial Manning	13	356	27.4	46	0

## INTERCEPTIONS

Year	Player	No	Yds	Avg	Long	TD
2002	Aaron Glenn	5	181	36.2	70t	2
2003	<b>Marcus Coleman</b>	<b>7</b>	<b>95</b>	<b>13.6</b>	<b>41</b>	<b>0</b>
2004	Dunta Robinson	6	146	24.3	61	0
2005	Glenn Earl	2	2	1.0	2	0
2006	Dunta Robinson	2	9	4.5	9	1
	DeMarcus Faggins	2	0	0.0	0	0
2007	Fred Bennet	3	47	15.7	33	0
2008	Jacques Reeves	4	108	27.0	44t	1
2009	Bernard Pollard	4	121	30.3	70t	1
	Brian Cushing	4	26	6.5	20	0
2010	Troy Nolan	3	35	11.7	20	0
	Glover Quin	3	12	4.0	10	0
	Jason Allen	3	1	0.3	1	0
2011	Johnathan Joseph	4	40	10.0	29	0
	Jason Allen	4	34	8.5	34	0

## TOTAL TACKLES

Year	Player, Pos.	SoloAssist	Total	
2002	Jay Foreman, LB	110	83	193
2003	<b>Jamie Sharper, LB</b>	<b>117</b>	<b>78</b>	<b>195</b>
2004	Jamie Sharper, LB	113	64	177
2005	Morlon Greenwood, LB	87	57	144
2006	DeMeco Ryans, LB	126	30	156
2007	DeMeco Ryans, LB	98	29	127
2008	DeMeco Ryans, LB	86	26	126
2009	Brian Cushing, LB	86	47	133
2010	Bernard Pollard, SS	82	30	112
2011	Brian Cushing, LB	76	38	114

Note: Total tackles were determined by coaches review from 2002-06. From 2007-present, total tackles were determined by press box review.

## SACKS

Year	Player, Pos.	Sacks	Yards
2002	Jeff Posey, LB	8.0	77.0
2003	Jamie Sharper, LB	4.0	19.0
2004	Kailee Wong, LB	5.5	29.0
2005	Shantee Orr, LB	7.0	40.0
2006	Jason Babin, LB	5.5	39.0
2007	<b>Mario Williams, DE</b>	<b>14.0</b>	<b>82.5</b>
2008	Mario Williams, DE	12.0	82.0
2009	Mario Williams, DE	9.0	52.0
2010	Mario Williams, DE	8.5	54.5
2011	Connor Barwin, OLB	11.5	78.5

## SPECIAL TEAMS TACKLES

Year	Player, Pos.	SoloAssist	Total	
2002	Jason Bell, CB	14	2	16
2003	Ramon Walker, SS	13	4	17
2004	Antwan Peek, LB	10	8	18
2005	Ramon Walker, SS	12	6	18
2006	Troy Evans, LB	11	2	13
2007	Jameel Cook, FB	12	1	13
2008	<b>Kevin Bentley, LB</b>	<b>16</b>	<b>7</b>	<b>23</b>
2009	Kevin Bentley, LB	9	11	20
2010	James Casey, TE	10	7	17
2011	Tim Dobbins, ILB	9	0	9

Note: Special teams tackles were determined by coaches review from 2002-06. From 2007-present, special teams tackles were determined by press box review.

BOLD indicates team record



# INDIVIDUAL TOTAL OFFENSE

## YARDS FROM SCRIMMAGE

(Rushing, Receiving)

### CAREER

9,710 Andre Johnson, 2003-11  
4,471 Domanick Williams#, 2003-05  
4,411 Arian Foster, 2009-11  
3,649 Owen Daniels, 2006-11

### SEASON

2,220 Arian Foster, 2010  
1,841 Arian Foster, 2011  
1,776 Domanick Williams#, 2004

### SEASON, ROOKIE

1,659 Steve Slaton, 2008  
1,382 Domanick Williams#, 2003  
966 Andre Johnson, 2003

### GAME

238 Arian Foster vs. Indianapolis, 9/12/10  
234 Arian Foster at Tennessee, 10/23/11  
218 Arian Foster vs. Tennessee, 11/28/10  
207 Andre Johnson vs. Tennessee, 12/14/08

### GAME, OPPONENT

284 Chris Johnson at Tennessee, 9/20/09  
265 Lee Evans vs. Buffalo, 11/19/06  
217 Larry Johnson vs. Kansas City, 11/20/05

## COMBINED NET YARDS GAINED

(Rushing, Receiving, Returns)

### MOST SEASONS LEADING TEAM

3 Domanick Williams#, 2003-05  
2 Ron Dayne, 2006-07  
Arian Foster, 2010-11

### MOST CONSECUTIVE SEASONS LEADING TEAM

3 Domanick Williams#, 2003-05  
2 Ron Dayne, 2006-07  
Arian Foster, 2010-11

### CAREER

9,710 Andre Johnson, 2003-11  
5,004 Jacoby Jones, 2007-11  
4,585 Domanick Williams#, 2003-05  
4,411 Arian Foster, 2009-11

### SEASON

2,220 Arian Foster, 2010  
1,841 Arian Foster, 2011  
1,776 Domanick Williams#, 2004  
1,675 Jerome Mathis, 2005

### SEASON, ROOKIE

1,675 Jerome Mathis, 2005  
1,659 Steve Slaton, 2008  
1,443 Domanick Williams#, 2003  
966 Andre Johnson, 2003

### GAME

266 Jerome Mathis vs. Kansas City, 11/20/05  
266 Jerome Mathis vs. Indianapolis, 10/23/05  
254 Andre Davis vs. Jacksonville, 12/30/07

### GAME, OPPONENT

284 Chris Johnson at Tennessee, 9/20/09  
265 Lee Evans vs. Buffalo, 11/19/06  
217 Larry Johnson vs. Kansas City, 11/20/05

## COMBINED ATTEMPTS

### CAREER

931 Domanick Williams#, 2003-05  
786 Arian Foster, 2009-11  
729 Andre Johnson, 2003-11  
562 Steve Slaton, 2008-11

### SEASON

393 Arian Foster, 2010  
370 Domanick Williams#, 2004  
331 Arian Foster, 2011  
318 Steve Slaton, 2008  
288 Domanick Williams#, 2003

### GAME

39 Arian Foster vs. Tennessee, 11/28/10  
38 Domanick Williams# at Indianapolis, 11/14/04  
36 Domanick Williams# at Detroit, 9/19/04  
36 Domanick Williams# vs. New York Jets, 10/19/03

### GAME, OPPONENT

43 Rudi Johnson at Cincinnati, 11/9/03  
36 Larry Johnson vs. Kansas City, 11/20/05  
34 Thomas Jones at Tampa Bay, 12/14/03

# - Domanick Williams known as Domanick Davis prior to 2006.

# INDIVIDUAL RUSHING

## RUSHING ATTEMPTS

### MOST SEASONS LEADING TEAM

3 Domanick Williams#, 2003-05  
2 Arian Foster, 2010-11  
2 Steve Slaton, 2008-09  
2 Ron Dayne, 2006-07

### MOST CONSECUTIVE SEASONS LEADING TEAM

3 Domanick Williams#, 2003-05  
2 Arian Foster, 2010-11  
2 Steve Slaton, 2008-09  
2 Ron Dayne, 2006-07

### CAREER

770 Domanick Williams#, 2003-05  
659 Arian Foster, 2009-11  
425 Steve Slaton, 2008-11

### SEASON

327 Arian Foster, 2010  
302 Domanick Williams#, 2004  
278 Arian Foster, 2011  
268 Steve Slaton, 2008

### SEASON, ROOKIE

268 Steve Slaton, 2008  
238 Domanick Williams#, 2003  
197 Jonathan Wells, 2002

### GAME

33 Arian Foster vs. Jacksonville, 10/30/11  
33 Arian Foster vs. Indianapolis, 9/12/10  
32 Ron Dayne vs. Indianapolis, 12/24/06

### GAME, ROOKIE

27 Domanick Williams# vs. New York Jets, 10/19/03  
26 Domanick Williams# at Buffalo, 11/16/03  
26 Steve Slaton at Green Bay, 12/7/08



# INDIVIDUAL RUSHING

## GAME, OPPONENT

- 43 Rudi Johnson, vs. Cincinnati, 11/9/03
- 36 Larry Johnson, vs. Kansas City, 11/20/05
- 34 Thomas Jones, at Tampa Bay, 12/14/03

# - Domanick Williams known as Domanick Davis prior to 2006.

## RUSHING YARDS GAINED

### MOST SEASONS LEADING TEAM

- 3 Domanick Williams#, 2003-05
- 2 Arian Foster, 2010-11
- Steve Slaton, 2008-09
- Ron Dayne, 2006-07

### MOST CONSECUTIVE SEASONS LEADING TEAM

- 3 Domanick Williams#, 2003-05
- 2 Arian Foster, 2010-11
- Steve Slaton, 2008-09
- Ron Dayne, 2006-07

### CAREER

- 3,195 Domanick Williams#, 2003-05
- 3,097 Arian Foster, 2009-11
- 1,832 Steve Slaton, 2008-11

### SEASONS, 1,000 OR MORE YARDS RUSHING

- 2 Domanick Williams#, 2003-04
- Arian Foster, 2010-11
- 1 Steve Slaton, 2008

### CONSECUTIVE SEASONS, 1,000 OR MORE YARDS RUSHING

- 2 Arian Foster, 2010-11
- Domanick Williams#, 2003-04

### SEASON

- 1,616 Arian Foster, 2010
- 1,282 Steve Slaton, 2008
- 1,224 Arian Foster, 2011
- 1,188 Domanick Williams#, 2004
- 1,031 Domanick Williams#, 2003

### SEASON, ROOKIE

- 1,282 Steve Slaton, 2008
- 1,031 Domanick Williams#, 2003
- 529 Jonathan Wells, 2002

### GAME

- 231 Arian Foster vs. Indianapolis, 9/12/10
- 180 Arian Foster vs. Jacksonville, 1/2/11
- 158 Arian Foster at Indianapolis, 12/22/11
- 158 Domanick Williams# at Jacksonville, 12/26/04

### GAME, OPPONENT

- 211 Larry Johnson vs. Kansas City, 11/20/05
- 197 Chris Johnson at Tennessee, 9/20/09
- 182 Rudi Johnson at Cincinnati, 11/9/03

### GAME, ROOKIE

- 156 Steve Slaton at Indianapolis, 11/16/08
- 129 Domanick Williams# vs. New York Jets, 10/19/03
- 119 Arian Foster vs. New England, 1/3/10

### GAMES, 100 OR MORE YARDS RUSHING

- 16 Arian Foster, 2009-11
- 11 Domanick Williams#, 2003-05
- 5 Steve Slaton, 2008-09

### CONSECUTIVE GAMES, 100 OR MORE YARDS

- 3 Twice, last Arian Foster, 10/23/11 - 11/6/11
- 2 Eight times, last Arian Foster, 12/18/11 - 12/22/11

## LONGEST RUN FROM SCRIMMAGE

- 741 Arian Foster at Oakland, 10/3/10
- 711 Steve Slaton at Indianapolis, 11/16/08
- 56 Arian Foster vs. Jacksonville, 1/2/11
- 51 Domanick Williams# at Cincinnati, 11/9/03

## LONGEST RUN FROM SCRIMMAGE, OPPONENT

- 911 Chris Johnson at Tennessee, 9/20/09
- 76 Fred Taylor at Jacksonville, 10/14/07
- 701 Tiki Barber vs. New York Giants, 11/24/02

## RUSHING AVERAGE GAIN

### CAREER (750 ATTEMPTS)

- 4.1 Domanick Williams#, 2003-05

### SEASON (100 ATTEMPTS)

- 5.4 Ben Tate, 2011 (175-942)
- 4.9 Arian Foster, 2010 (327-1,616)
- 4.8 Steve Slaton, 2008 (268-1,282)
- 4.4 Arian Foster, 2011 (278-1,224)
- 4.3 Domanick Williams#, 2003 (238-1,031)

### GAME (10 ATTEMPTS)

- 11.1 Steve Slaton at Indianapolis, 11/16/08 (14-156)
- 9.6 Ben Tate vs. Cleveland, 11/6/11 (12-115)
- 8.6 Darius Walker vs. Jacksonville, 12/30/07 (10-86)
- 7.8 Arian Foster at Oakland, 10/3/10 (17-133)

### GAME, OPPONENT (10 ATTEMPTS)

- 12.3 Chris Johnson at Tennessee, 9/20/09 (16-197)
- 10.4 Maurice Jones-Drew at Jacksonville, 10/14/07 (12-125)
- 8.4 Amos Zereoue vs. Oakland, 10/3/04 (14-117)

## RUSHING TOUCHDOWNS

### SEASONS LEADING TEAM

- 2 Arian Foster, 2010-11
- Jonathan Wells, 2002, 2005
- Domanick Williams#, 2003-04
- Ron Dayne, 2006-07

### CONSECUTIVE SEASONS LEADING TEAM

- 2 Arian Foster, 2010-11
- Domanick Williams#, 2003-04
- Ron Dayne, 2006-07

### CAREER

- 231 Arian Foster, 2009-11
- 23 Domanick Williams#, 2003-05
- 12 Steve Slaton, 2008-10

### SEASON

- 16 Arian Foster, 2010
- 13 Domanick Williams#, 2004
- 10 Arian Foster, 2011
- 9 Steve Slaton, 2008

### GAME

- 3 Arian Foster vs. Indianapolis, 9/12/10
- 3 Ryan Moats at Buffalo, 11/1/09
- 2 18 times, last by Arian Foster at Tennessee, 10/23/11

### GAME, ROOKIE

- 2 Six times, last by Steve Slaton vs. Jacksonville, 12/01/08

### GAME, OPPONENT

- 4 Shaun Alexander at Seattle, 10/16/05
- 3 Three times, last by Maurice Jones-Drew vs. Jacksonville, 9/27/09
- 2 15 times, last by Maurice Jones-Drew at Jacksonville, 11/14/10



# INDIVIDUAL RUSHING

## CONSECUTIVE GAMES RUSHING FOR TOUCHDOWNS

- 6 Arian Foster, 10/23/11 - 12/4/11  
Domanick Williams#, 11/28/04 - 1/2/05
- 5 Arian Foster, 10/17/10 - 11/21/10
- 3 Four times, last by Derrick Ward, 10/3/10 - 10/17/10
- 2 Six times, last by Arian Foster, 12/18/11 - 12/22/11

# - Domanick Williams known as Domanick Davis prior to 2006.

# INDIVIDUAL PASSING

## SEASONS LEADING TEAM

- 5 David Carr, 2002-06  
Matt Schaub, 2007-11

## CONSECUTIVE SEASONS LEADING TEAM

- 5 David Carr, 2002-06  
Matt Schaub, 2007-11

## PASSER RATING

### CAREER (1,500 ATTEMPTS)

- 94.0 Matt Schaub, 2007-11
- 75.5 David Carr, 2002-06

### SEASON (224 ATTEMPTS)

- 98.6 Matt Schaub, 2009
- 96.8 Matt Schaub, 2011
- 92.7 Matt Schaub, 2008
- 92.0 Matt Schaub, 2010

### SEASON, ROOKIE (224 ATTEMPTS)

- 62.8 David Carr, 2002

### GAME (20 ATTEMPTS)

- 147.7 Matt Schaub at Tennessee, 10/23/11
- 144.0 Matt Schaub vs. Cincinnati, 10/26/08
- 140.2 David Carr at Indianapolis, 9/17/06
- 129.7 Matt Schaub vs. Jacksonville, 1/2/11
- 127.8 Matt Schaub at Tennessee, 9/20/09

### GAME, OPPONENT (20 ATTEMPTS)

- 146.8 Steve McNair at Tennessee, 10/12/03
- 146.8 Jon Kitna vs. Cincinnati, 11/3/02
- 139.8 Ben Roethlisberger vs. Pittsburgh, 9/18/05
- 137.8 Jake Plummer at Denver, 11/7/04
- 137.2 Philip Rivers vs. San Diego, 11/7/10

## PASSING ATTEMPTS

### SEASONS LEADING TEAM

- 5 David Carr, 2002-06  
Matt Schaub, 2007-11

### CONSECUTIVE SEASONS LEADING TEAM

- 5 David Carr, 2002-06  
Matt Schaub, 2007-11

### CAREER

- 2,118 Matt Schaub, 2007-11
- 2,070 David Carr, 2002-06
- 453 Sage Rosenfels, 2006-08

### SEASON

- 583 Matt Schaub, 2009
- 574 Matt Schaub, 2010
- 466 David Carr, 2004

## SEASON, ROOKIE

- 444 David Carr, 2002
- 134 T.J. Yates, 2011
- 40 Dave Ragone, 2003

## GAME

- 62 Matt Schaub vs. Baltimore, 12/13/10
- 54 Matt Schaub at Tennessee, 12/19/10
- 54 David Carr at New York Jets, 11/26/06
- 52 Matt Schaub at Washington, 9/19/10
- 50 Matt Schaub at Arizona, 10/11/09

## GAME, OPPONENT

- 57 Peyton Manning vs. Indianapolis, 9/12/10
- 57 Tommy Maddox at Pittsburgh, 12/8/02
- 55 Chad Henne at Miami, 12/27/09
- 50 Peyton Manning at Indianapolis, 11/8/09
- 50 Daunte Culpepper vs. Minnesota, 10/10/04
- 50 Brett Favre vs. Green Bay, 11/21/04

## PASS COMPLETIONS

### SEASONS LEADING TEAM

- 5 David Carr, 2002-06  
Matt Schaub, 2007-11

### CONSECUTIVE SEASONS LEADING TEAM

- 5 David Carr, 2002-06  
Matt Schaub, 2007-11

### CAREER

- 1,382 Matt Schaub, 2007-11
- 1,243 David Carr, 2002-06
- 297 Sage Rosenfels, 2006-08

### SEASON

- 396 Matt Schaub, 2009
- 365 Matt Schaub, 2010
- 302 David Carr, 2006

### SEASON, ROOKIE

- 233 David Carr, 2002
- 82 T.J. Yates, 2011
- 20 Dave Ragone, 2003

## GAME

- 39 David Carr at New York Jets, 11/26/06
- 38 Matt Schaub at Washington, 9/19/10
- 35 Twice, last: Matt Schaub at Tennessee, 12/19/10
- 32 Matt Schaub at Indianapolis, 11/8/09
- 31 Twice, last: Matt Schaub vs. Baltimore, 12/13/10

## PASS COMPLETIONS, continued

### GAME, OPPONENT

- 40 Peyton Manning vs. Indianapolis, 9/12/10
- 36 Daunte Culpepper vs. Minnesota, 10/10/04
- 34 Peyton Manning at Indianapolis, 11/8/09
- 33 Drew Brees vs. New Orleans, 11/18/07
- 33 Brett Favre vs. Green Bay 11/21/04



# INDIVIDUAL PASSING

## CONSECUTIVE COMPLETIONS

- \*22 David Carr vs. Buffalo, 11/19/06
- 16 Matt Schaub vs. Indianapolis (14), 9/23/07; at Atlanta (2), 9/30/07
- 13 David Carr at Indianapolis (9), 9/17/06; vs. Washington (4), 9/24/06

## CONSECUTIVE COMPLETIONS, OPPONENT

- \*22 Mark Brunell vs. Washington, 9/24/06

\*Tied NFL record

---

## PASSING COMPLETION PERCENTAGE

### SEASONS LEADING TEAM

- 5 David Carr, 2002-06
- 4 Matt Schaub, 2007, 2009-11
- 1 Sage Rosenfels, 2008

### CONSECUTIVE SEASONS LEADING TEAM

- 5 David Carr, 2002-06

### CAREER (1,500 ATTEMPTS)

- 65.3 Matt Schaub, 2007-11
- 60.0 David Carr, 2002-06

### SEASON (224 ATTEMPTS)

- 68.3 David Carr, 2006
- 67.9 Matt Schaub, 2009
- 66.4 Matt Schaub, 2007
- 64.2 Sage Rosenfels, 2007
- 63.6 Matt Schaub, 2010

### GAME (20 ATTEMPTS)

- 85.7 Matt Schaub vs. Cincinnati, 10/26/08
- 84.6 David Carr at Indianapolis, 9/17/06
- 83.9 Matt Schaub vs. Detroit, 10/19/08

---

## PASSING YARDS GAINED

### SEASONS LEADING TEAM

- 5 David Carr, 2002-06
- Matt Schaub, 2007-11

### CONSECUTIVE SEASONS LEADING TEAM

- 5 David Carr, 2002-06
- Matt Schaub, 2007-11

### CAREER

- 16,903 Matt Schaub, 2007-11
- 13,391 David Carr, 2002-06
- 3,115 Sage Rosenfels, 2006-08

### SEASONS, 4,000 OR MORE YARDS PASSING

- 2 Matt Schaub, 2009-10

### SEASONS, 3,000 OR MORE YARDS PASSING

- 3 Matt Schaub, 2008-10
- 1 David Carr, 2004

### SEASON

- 4,770 Matt Schaub, 2009
- 4,370 Matt Schaub, 2010
- 3,531 David Carr, 2004
- 3,043 Matt Schaub, 2008

### SEASON, ROOKIE

- 2,592 David Carr, 2002
- 949 T.J. Yates, 2011
- 135 Dave Ragone, 2003

### GAME

- 497 Matt Schaub at Washington, 9/19/10
- 416 Matt Schaub vs. Oakland, 10/9/11
- 414 Matt Schaub at Green Bay, 12/7/08
- 393 Matt Schaub vs. Baltimore, 12/13/10
- 392 Matt Schaub at Cincinnati, 10/18/09

## GAME, OPPONENT

- 433 Peyton Manning vs. Indianapolis, 9/12/10
- 426 Donovan McNabb at Washington, 9/19/10
- 421 Steve McNair at Tennessee, 10/12/03
- 400 Peyton Manning at Indianapolis, 9/17/06

## GAMES, 300 OR MORE YARDS PASSING, SEASON

- 9 Matt Schaub, 2009
- 7 Matt Schaub, 2010
- 4 Matt Schaub, 2008

## GAMES, 300 OR MORE YARDS PASSING, CAREER

- 23 Matt Schaub, 2007-11
- 4 David Carr, 2002-06
- 1 T. J. Yates, 2011

## LONGEST PASS COMPLETION

- 81 David Carr to Corey Bradford vs. Buffalo, 10/13/02
- 80 Matt Schaub to Jacoby Jones at Tampa Bay, 11/13/11 (TD)
- 78 Matt Schaub to Arian Foster at Tampa Bay, 11/13/11 (TD)
- 78 Matt Schaub to Arian Foster at Tennessee, 10/23/11 (TD)
- 78 David Carr to Corey Bradford at Miami, 9/7/03
- 77 Matt Schaub to Andre Johnson vs. Kansas City, 9/9/07 (TD)

---

## PASSING AVERAGE GAIN

### SEASONS LEADING TEAM (224 ATTEMPTS/SEASON)

- 5 David Carr, 2002-06
- Matt Schaub, 2007-11

### CONSECUTIVE SEASONS LEADING TEAM

- 5 David Carr, 2002-06
- Matt Schaub, 2007-11

### AVERAGE GAIN, CAREER (1,500 ATTEMPTS)

- 7.98 Matt Schaub, 2007-11
- 6.47 David Carr, 2002-06

### AVERAGE GAIN, SEASON (224 ATTEMPTS)

- 8.49 Matt Schaub, 2011
- 8.18 Matt Schaub, 2009
- 8.00 Matt Schaub, 2008
- 7.75 Matt Schaub, 2007
- 7.61 Matt Schaub, 2010

### AVERAGE GAIN, SEASON, ROOKIE (224 ATTEMPTS)

- 5.84 David Carr, 2002

### AVERAGE GAIN, GAME (20 ATTEMPTS)

- 13.10 Matt Schaub at Washington, 9/19/10
- 12.87 Matt Schaub at Tennessee, 10/23/11
- 12.20 Matt Schaub vs. Kansas City, 10/17/10
- 11.50 Matt Schaub vs. Jacksonville (1/2/11)
- 10.23 Matt Schaub vs. Kansas City, 9/9/07

### AVERAGE GAIN, GAME, OPPONENT (20 ATTEMPTS)

- 15.59 Steve McNair at Tennessee, 10/12/03
- 15.21 Donovan McNabb at Washington, 9/19/10
- 12.83 Philip Rivers vs. San Diego, 11/7/10
- 12.10 Ben Roethlisberger vs. Pittsburgh, 9/18/05

## PASSING TOUCHDOWNS

### SEASONS LEADING TEAM

- 5 David Carr, 2002-06
- 4 Matt Schaub, 2008-11
- 1 Sage Rosenfels, 2007

### CONSECUTIVE SEASONS LEADING TEAM

- 5 David Carr, 2002-06
- 4 Matt Schaub, 2008-11

### CAREER

- 92 Matt Schaub, 2007-11
- 59 David Carr, 2002-06
- 24 Sage Rosenfels, 2006-08



# INDIVIDUAL PASSING

## SEASON

- 29 Matt Schaub, 2009
- 24 Matt Schaub, 2010
- 16 David Carr, 2004
- 15 Sage Rosenfels, 2007
- 15 Matt Schaub, 2008, 2011

## ROOKIE, SEASON

- 9 David Carr, 2002
- 3 T.J. Yates, 2011

## GAME

- 4 Three times, last by Matt Schaub at Cincinnati, 10/18/09
- 3 10 times, last by Matt Schaub at New Orleans, 9/25/11
- 2 36 times, last by T.J. Yates at Cincinnati, 12/11/11

## GAME, OPPONENT

- 5 Daunte Culpepper vs. Minnesota, 10/10/04
- Peyton Manning at Indianapolis, 11/14/04
- 4 Three times, last by Quinn Gray vs. Jacksonville, 12/30/07
- 3 23 times, last by Drew Brees at New Orleans, 9/25/11

## GAMES, FOUR OR MORE TOUCHDOWN PASSES, CAREER

- 2 Matt Schaub, 2007-10
- 1 Sage Rosenfels, 2006-08

## GAMES, FOUR OR MORE TOUCHDOWN PASSES, SEASON

- 2 Matt Schaub, 2009
- 1 Sage Rosenfels, 2007

## CONSECUTIVE GAMES, TOUCHDOWN PASSES

- 16 Matt Schaub, 11/14/10 – 10/31/11
- 12 Matt Schaub, 11/8/09 – 10/3/10
- 9 Sage Rosenfels, 10/14/07 – 12/30/07
- 8 David Carr, 9/18/05 – 11/13/05
- 6 Matt Schaub, 9/20/09 – 10/25/09
- 6 David Carr, 9/19/04 – 10/31/04

---

## PASSES HAD INTERCEPTED

### CAREER

- 65 David Carr, 2002-06
- 52 Matt Schaub, 2007-11
- 23 Sage Rosenfels, 2006-08

### SEASON

- 15 Matt Schaub, 2009
- 15 David Carr, 2002
- 14 David Carr, 2004
- 13 David Carr, 2003

### GAME

- 4 Twice, last by Sage Rosenfels vs. Baltimore, 11/9/08
- 3 Six times, last by Matt Schaub at Jacksonville, 9/28/08
- 2 27 times, last by T.J. Yates vs. Carolina, 12/18/11

### GAME, OPPONENT

- 4 David Garrard at Jacksonville, 11/12/06
- 4 Steve McNair at Tennessee, 10/17/04

### CONSECUTIVE PASSES WITHOUT AN INTERCEPTION

- 110 Matt Schaub, 11/14/10 through 12/2/10
- 104 Matt Schaub, 10/16/11 through 11/6/11
- 99 David Carr, 12/24/05 through 9/17/06
- David Carr, 10/17/04 through 11/14/04
- 61 Matt Schaub, 10/10/10 through 10/17/10
- 59 Matt Schaub, 10/19/08 through 10/26/08
- 59 Matt Schaub, 9/23/07 through 10/7/07

### ATTEMPTS, NO INTERCEPTIONS, GAME

- 42 David Carr vs. Minnesota, 10/10/04
- 41 David Carr at Denver, 11/7/04
- 40 Three times, last by Matt Schaub at St. Louis, 12/20/09

### ATTEMPTS, NO INTERCEPTIONS, GAME, OPPONENT

- 57 Peyton Manning vs. Indianapolis, 9/12/10
- 50 Daunte Culpepper vs. Minnesota, 10/10/04
- 46 Peyton Manning vs. Indianapolis, 11/16/08

---

## LOWEST PERCENTAGE, PASSES INTERCEPTED

### SEASONS LEADING TEAM

- 5 David Carr, 2002-06
- Matt Schaub, 2007-11

### CAREER (1,500 ATTEMPTS)

- 2.5 Matt Schaub, 2007-11
- 3.1 David Carr, 2002-06

### SEASON (224 ATTEMPTS)

- 2.1 Matt Schaub, 2010
- 2.1 Matt Schaub, 2011
- 2.6 Matt Schaub, 2009
- 2.6 Matt Schaub, 2008
- 2.7 David Carr, 2006
- 3.0 David Carr, 2004

### SEASON, ROOKIE (224 ATTEMPTS)

- 3.4 David Carr, 2002

---

## TIMES SACKED

### CAREER

- 249 David Carr, 2002-06
- 112 Matt Schaub, 2007-11
- 16 Sage Rosenfels, 2006-08

### SEASON

- \*76 David Carr, 2002
- 68 David Carr, 2005
- 49 David Carr, 2004

### GAME

- 9 David Carr at San Diego, 9/15/03
- 8 David Carr at Cleveland, 10/20/02
- David Carr vs. Pittsburgh, 9/18/05
- 7 Three times, last by David Carr vs. Tennessee, 10/9/05

### GAME, OPPONENT

- 6 Blaine Gabbert at Jacksonville, 11/27/11
- 6 Tommy Maddox at Pittsburgh, 12/8/02
- 5 Eight times, last by Ben Roethlisberger vs. Pittsburgh, 10/2/11

\* NFL record



# INDIVIDUAL RECEIVING

## RECEPTIONS

### SEASONS LEADING TEAM

- 7 Andre Johnson, 2003-06, 08-10
- 1 Owen Daniels, 2011
- Kevin Walter, 2007
- Billy Miller, 2002

### CONSECUTIVE SEASONS LEADING TEAM

- 4 Andre Johnson, 2003-06
- 3 Andre Johnson, 2008-10

### CAREER

- 706 Andre Johnson, 2003-11
- 299 Owen Daniels, 2006-11
- 285 Kevin Walter, 2006-11

### SEASONS, 50 OR MORE PASS RECEPTIONS

- 8 Andre Johnson, 2003-10
- 4 Kevin Walter, 2007-10
- 3 Owen Daniels, 2007-08, 2011
- 2 Arian Foster, 2010-11
- 1 Jacoby Jones, 2010

### SEASON

- 115 Andre Johnson, 2008
- 103 Andre Johnson, 2006
- 101 Andre Johnson, 2009

### SEASON, ROOKIE

- 66 Andre Johnson, 2003
- 47 Domanick Williams#, 2003
- 41 Jabar Gaffney, 2002

### GAME

- 12 Four times, last by Andre Johnson at Washington, 9/19/10
- 11 Seven times, last by Andre Johnson vs. Seattle, 12/13/09
- 10 10 times, last by Andre Johnson at Indianapolis, 11/8/09

### GAME, OPPONENT

- 14 Dallas Clark at Indianapolis, 11/8/09
- 13 Santana Moss at Washington, 9/19/10
- 12 Hakeem Nicks vs. New York Giants, 10/10/10
- 12 Reggie Bush vs. New Orleans, 11/18/07
- 12 Mewelde Moore vs. Minnesota, 10/10/04

### CONSECUTIVE GAMES PLAYED, PASS RECEPTION

- 82 Andre Johnson, 11/6/05 – 1/1/12
- 68 Owen Daniels, 12/10/06 – 12/22/11
- 35 Andre Johnson, 9/7/03 – 10/2/05

---

## RECEIVING YARDS GAINED

### SEASONS LEADING TEAM

- 8 Andre Johnson, 2003-10
- 1 Owen Daniels, 2011
- Corey Bradford, 2002

### CONSECUTIVE SEASONS LEADING TEAM

- 8 Andre Johnson, 2003-10

### CAREER

- 9,656 Andre Johnson, 2003-11
- 3,649 Owen Daniels, 2006-11
- 3,565 Kevin Walter, 2006-11
- 2,009 Jabar Gaffney, 2002-05

### SEASONS, 1,000 OR MORE YARDS

- 5 Andre Johnson – 2004, 2006, 2008-10

### SEASON

- 1,575 Andre Johnson, 2008
- 1,569 Andre Johnson, 2009
- 1,216 Andre Johnson, 2010
- 1,147 Andre Johnson, 2006
- 1,142 Andre Johnson, 2004

## SEASON, ROOKIE

- 976 Andre Johnson, 2003
- 483 Jabar Gaffney, 2002
- 352 Owen Daniels, 2006

### GAME

- 207 Andre Johnson vs. Tennessee, 12/14/08
- 196 Andre Johnson at St. Louis, 12/20/09
- 193 Andre Johnson vs. Seattle, 12/13/09
- 178 Andre Johnson vs. Miami, 10/12/08
- 170 Andre Johnson vs. Minnesota, 10/10/04

### GAME, OPPONENT

- 265 Lee Evans vs. Buffalo, 11/19/06
- 177 Derrick Mason at Tennessee, 10/12/03
- 163 Austin Collie vs. Indianapolis, 9/12/10

### GAMES, 100 OR MORE YARDS, CAREER

- 38 Andre Johnson, 2003-11
- 4 Owen Daniels, 2006-11
- 3 Corey Bradford, 2002-05
- Kevin Walter, 2006-11

### GAMES, 100 OR MORE YARDS, SEASON

- 8 Andre Johnson, 2008
- 6 Andre Johnson, 2010
- Andre Johnson, 2009
- 4 Three times, last by Andre Johnson, 2004, 2006, 2007

### CONSECUTIVE GAMES, 100 OR MORE YARDS

- 4 Andre Johnson, 10/5/08 – 10/26/08
- 3 Andre Johnson, 9/9/07 – 11/18/07
- 2 Five times, last by Andre Johnson, 12/2/10 – 12/13/10

### LONGEST RECEPTION

- 81 Corey Bradford from David Carr vs. Buffalo, 10/13/02
- 80 Jacoby Jones from Matt Schaub at Tampa Bay, 11/13/11 (TD)
- 78 Arian Foster from Matt Schaub at Tampa Bay, 11/13/11 (TD)
- 78 Arian Foster from Matt Schaub at Tennessee, 10/23/11 (TD)
- 78 Corey Bradford from David Carr at Miami, 9/7/03 (TD)

### LONGEST RECEPTION, OPPONENT

- 96 Calvin Johnson vs. Detroit, 10/19/08 (TD)
- 84 Troy Edwards vs. Jacksonville, 10/28/03 (TD)
- 83 Lee Evans vs. Buffalo, 11/19/06 (TD)

---

## RECEIVING AVERAGE GAIN

### AVERAGE GAIN, CAREER (200 RECEPTIONS)

- 13.7 Andre Johnson, 2003-11
- 12.5 Kevin Walter, 2006-11
- 12.2 Owen Daniels, 2006-11

### AVERAGE GAIN, SEASON (32 RECEPTIONS)

- 17.7 André Davis, 2007
- 15.5 Andre Johnson, 2009
- 15.5 Corey Bradford, 2002

### AVERAGE GAIN, GAME (3 RECEPTIONS)

- 30.5 Andre Johnson at Buffalo, 11/16/03 (4-122)
- 28.7 Andre Johnson at Detroit, 9/19/04 (3-86)
- 27.3 Jabar Gaffney at Chicago, 12/19/04 (4-109)

---

## RECEIVING TOUCHDOWNS

### SEASONS LEADING TEAM

- 7 Andre Johnson, 2003-04, 2006-10
- 3 Corey Bradford, 2002-03, 2005

### CONSECUTIVE SEASONS LEADING TEAM

- 5 Andre Johnson, 2006-10



# INDIVIDUAL RECEIVING

## CAREER

- 52 Andre Johnson, 2003-11
- 22 Kevin Walter, 2006-11
- 20 Owen Daniels, 2006-11
- 18 Corey Bradford, 2002-05

## SEASON

- 9 Andre Johnson, 2009
- 8 Five times, last by Andre Johnson, 2010
- 6 Four times, last by Joel Dreessen, 2011

## SEASON, ROOKIE

- 5 Owen Daniels, 2006
- 4 Andre Johnson, 2003
- 1 Four times, last by Steve Slaton, 2008

## GAME

- 2 15 times, last by Andre Johnson vs. Baltimore, 12/13/10

## GAME, ROOKIE

- 2 Owen Daniels at Tennessee, 10/29/06
- 2 Andre Johnson vs. Kansas City, 9/21/03
- 1 Steve Slaton at Jacksonville, 9/28/08

## GAME, OPPONENT

- 3 Vernon Davis vs. San Francisco, 10/25/09
- Steve Smith at Carolina, 9/16/07
- Terrell Owens at Dallas, 10/15/06
- Derrick Mason at Tennessee, 10/12/03

## CONSECUTIVE GAMES, TOUCHDOWNS

- 4 Andre Johnson, 12/2/07 - 12/23/07
- 3 Four times, last by Joel Dreessen, 11/27/11 - 12/11/11
- 2 14 times, last by Andre Johnson, 9/11/11 - 9/18/11

# INDIVIDUAL PUNTING

## PUNTING

### SEASONS LEADING TEAM

- 5 Chad Stanley, 2002-06
- 4 Matt Turk, 2007-10

### CONSECUTIVE SEASONS LEADING TEAM

- 5 Chad Stanley, 2002-06
- 4 Matt Turk, 2007-10

## PUNTS

### CAREER

- 437 Chad Stanley, 2002-06
- 254 Matt Turk, 2007-11
- 58 Brett Hartmann, 2011

### SEASON

- 114 Chad Stanley, 2002
- 97 Chad Stanley, 2003
- 77 Chad Stanley, 2005

### GAME

- 11 Chad Stanley at Indianapolis, 12/1/02
- 10 Five times, last by Brett Hartmann at Jacksonville, 11/27/11
- 9 Chad Stanley at Tennessee, 12/11/05
- Chad Stanley vs. New York Giants, 11/24/02

### GAME, OPPONENT

- 10 Darren Bennett at San Diego, 9/15/02
- 9 Four times, last by Nick Harris at Jacksonville, 11/27/11

### LONGEST PUNT

- 69 Brett Hartmann at Miami, 9/18/11
- 66 Brett Hartmann vs. Atlanta, 12/4/11
- 62 Three times, last by Matt Turk at Tennessee, 9/20/09
- 61 Twice, last by Brett Hartmann vs. Jacksonville, 10/23/11

### LONGEST PUNT, OPPONENT

- 78 Nick Harris at Jacksonville, 11/27/11
- 75 Mat McBriar at Dallas, 10/15/06
- 74 Sam Koch vs. Baltimore, 11/9/08
- 70 Brandon Fields at Miami, 9/18/11
- 67 Shane Lechler vs. Oakland, 10/4/09

### PUNTING AVERAGE YARDAGE

#### CAREER (250 PUNTS)

- 41.0 Chad Stanley, 2002-06

#### SEASON (40 PUNTS)

- 44.4 Brett Hartmann, 2011
- 42.8 Matt Turk, 2009
- 42.3 Matt Turk, 2008
- 42.1 Matt Turk, 2010

### GAME (4 PUNTS)

- 52.8 Brett Hartmann vs. Atlanta, 12/4/11
- 51.8 Matt Turk at Tennessee, 9/20/09
- 49.8 Matt Turk vs. Tennessee, 11/28/10
- 48.8 Matt Turk vs. Detroit, 10/19/08

### GAME, OPPONENT (4 PUNTS)

- 56.8 Shane Lechler at Oakland, 12/3/06
- Mat McBriar at Dallas, 10/15/06
- 53.4 Shane Lechler vs. Oakland, 10/4/09
- 52.8 Mike Scifres at San Diego, 10/28/07
- 50.5 Three times; last: Matt Boshier, 12/4/11

## PUNTS HAD BLOCKED

### CONSECUTIVE PUNTS, NONE BLOCKED

- 327 Chad Stanley, 2002-06
- 254 Matt Turk, 2007-11

### PUNTS HAD BLOCKED, CAREER

- 2 Chad Stanley, 2002-06

### PUNTS HAD BLOCKED, SEASON

- 2 Chad Stanley, 2002

## PUNTS INSIDE THE 20

### CAREER

- 135 Chad Stanley, 2002-06
- 88 Matt Turk, 2007-11

### SEASON

- 36 Chad Stanley, 2003
- 36 Chad Stanley, 2002
- 29 Chad Stanley, 2005
- 24 Matt Turk, 2009
- 24 Matt Turk, 2007

### GAME

- 6 Chad Stanley vs. Dallas, 9/8/02
- 5 Chad Stanley at San Francisco, 1/1/06
- 4 Eight times, last by Matt Turk vs. New York Giants, 10/10/10

### GAME, OPPONENT

- 5 Sam Koch vs. Baltimore, 12/13/10
- Craig Hentrich at Tennessee, 12/10/06
- Mike Scifres at San Diego, 10/28/07
- 4 Chris Kluwe at Minnesota, 11/2/08
- Brad Maynard vs. Chicago, 12/28/08





# PUNT RETURNS

## PUNT RETURNS

### SEASONS LEADING TEAM

- 5 Jacoby Jones, 2007-11
- 2 J.J. Moses, 2003-04

### CAREER

- 179 Jacoby Jones, 2007-11
- 72 J.J. Moses, 2003-04
- 36 Jermaine Lewis, 2002

### SEASON

- 49 Jacoby Jones, 2011
- 39 Jacoby Jones, 2009
- 36 J.J. Moses, 2004
- 36 J.J. Moses, 2003
- 36 Jermaine Lewis, 2002

### SEASON, ROOKIE

- 30 Jacoby Jones, 2007
- 12 Jerome Mathis, 2005
- 3 Jabar Gaffney, 2002
- 3 Donovan Morgan, 2005

### GAME

- 7 Twice, last by Jacoby Jones at Jacksonville, 11/27/11
- 5 12 times, last by Jacoby Jones vs. Carolina, 12/18/11
- 4 22 times, last by Jacoby Jones at Cincinnati, 12/11/11

### GAME, OPPONENT

- 6 David Allen at Jacksonville, 12/7/03
- Antwaan Randle El at Pittsburgh, 12/8/02
- Troy Walters at Indianapolis, 12/1/02

## FAIR CATCHES

### CAREER

- 60 Jacoby Jones, 2007-11
- 20 J.J. Moses, 2003-04
- 17 Jermaine Lewis, 2002

### SEASON

- 17 Jacoby Jones, 2008
- Jermaine Lewis, 2002
- 15 Jacoby Jones, 2010
- 13 J.J. Moses, 2004
- 12 Jacoby Jones, 2009
- 9 Dexter Wynn, 2006

### GAME

- 4 Dexter Wynn vs. Buffalo, 11/19/06
- 4 Jermaine Lewis vs. Dallas, 9/8/02
- 3 Six times, last by Jacoby Jones at Indianapolis, 11/8/09

### GAME, OPPONENT

- 5 Dante Hall vs. Kansas City, 9/21/03
- 4 Four times, last by Alvin Pearman at Jacksonville, 11/12/06

## PUNT RETURN YARDS GAINED

### SEASONS LEADING TEAM

- 5 Jacoby Jones, 2007-11
- 2 J.J. Moses, 2003-04

### CAREER

- 1,820 Jacoby Jones, 2007-11
- 553 J.J. Moses, 2003-04
- 280 Jermaine Lewis, 2002

### SEASON

- 518 Jacoby Jones, 2011
- 427 Jacoby Jones, 2009
- 386 Jacoby Jones, 2008
- 309 J.J. Moses, 2004

### SEASON, ROOKIE

- 286 Jacoby Jones, 2007
- 68 Jerome Mathis, 2005
- 30 Donovan Morgan, 2005

### GAME

- 100 Jacoby Jones at Arizona, 10/11/09
- 92 Avion Black vs. Baltimore, 12/15/02
- 91 Jacoby Jones at Jacksonville, 11/27/11
- 91 Jacoby Jones vs. Indianapolis, 9/11/11
- 87 Jacoby Jones vs. Miami, 10/12/08

### GAME, OPPONENT

- 80 Johnnie Lee Higgins at Oakland, 12/21/08
- 80 Adam Jones at Tennessee, 12/11/05
- 73 Dante Hall vs. Kansas City, 9/21/03

### LONGEST PUNT RETURN

- 79t Jacoby Jones vs. Indianapolis, 9/11/11
- 76 Avion Black vs. Baltimore, 12/15/02
- 74 Jacoby Jones vs. Indianapolis, 9/23/07
- 73t Jacoby Jones vs. Cincinnati, 10/26/08
- 70t Jacoby Jones vs. Miami, 10/12/08

## PUNT RETURN AVERAGE YARDAGE

### CAREER (30 RETURNS)

- 10.2 Jacoby Jones, 2007-11
- 7.8 Jermaine Lewis, 2002
- 7.7 J.J. Moses, 2003-04

### SEASON (20 RETURNS)

- 12.1 Jacoby Jones, 2008
- 10.9 Jacoby Jones, 2009
- 10.6 Jacoby Jones, 2011

### SEASON, ROOKIE (20 RETURNS)

- 9.5 Jacoby Jones, 2007

### GAME (3 RETURNS)

- 30.7 Avion Black vs. Baltimore, 12/15/02
- 30.3 Jacoby Jones vs. Indianapolis, 9/11/11
- 21.8 Jacoby Jones vs. Miami, 10/12/08

### GAME, OPPONENT (3 RETURNS)

- 26.7 Adam Jones at Tennessee, 12/11/05
- 19.7 Adam Jones at Tennessee, 10/29/06
- 17.3 Bobby Shaw at Jacksonville, 10/27/02

## PUNT RETURN TOUCHDOWNS

### CAREER

- 3 Jacoby Jones, 2007-11
- 1 Avion Black, 2002

### SEASON

- 2 Jacoby Jones, 2008
- 1 Jacoby Jones, 2011
- 1 Avion Black, 2002

### GAME

- 1 Jacoby Jones vs. Indianapolis, 9/11/11
- Jacoby Jones vs. Cincinnati, 10/26/08
- Jacoby Jones vs. Miami, 10/12/08
- Avion Black vs. Baltimore, 12/15/02

### GAME, OPPONENT

- 1 Johnnie Lee Higgins at Oakland, 12/21/08
- Adam Jones at Tennessee, 12/11/05
- Adam Jones at Tennessee, 10/29/06
- Dante Hall vs. Kansas City, 9/21/03



# BLOCKED PUNTS/KICKS

## BLOCKED PUNTS

### CAREER

- 2 Ramon Walker, 2002-05
- 1 Jimmy McClain, 2002
- 1 Antwan Peek, 2003-05

### SEASON

- 1 Ramon Walker (2005)
- 1 Antwan Peek (2004)
- 1 Ramon Walker (2003)
- 1 Jimmy McClain (2002)

### GAME

- 1 Ramon Walker at San Francisco, 1/1/06
- 1 Antwan Peek at Denver, 11/7/04
- 1 Ramon Walker vs. New England, 11/23/03
- 1 Jimmy McClain at Washington, 12/22/02

### GAME, OPPONENT

- 1 Randy Starks vs. Tennessee, 11/28/04
- 1 Rocky Boiman vs. Tennessee, 12/29/02
- 1 Eric Westmoreland at Jacksonville, 10/27/02

## BLOCKED PUNT RETURNS

### CAREER

- 1 Jonathan Wells, 2002
- 1 Kevin Williams, 2002

### SEASON

- 1 Jonathan Wells, 2002
- 1 Kevin Williams, 2002

### GAME

- 1 Jonathan Wells at Denver, 11/7/04
- 1 Kevin Williams at Washington, 12/22/02

### GAME, OPPONENT

None

## BLOCKED FIELD GOALS

### CAREER

- 1 Daniel Manning, 2011
- 1 J.J. Watt, 2011
- 1 Bernard Pollard, 2009-10
- 1 Dunta Robinson, 2004-09
- 1 Eric Brown, 2002-04
- 1 Ramon Walker, 2002-04

### SEASON

- 1 Daniel Manning, 2011
- 1 J.J. Watt, 2011
- 1 Bernard Pollard, 2010
- 1 Dunta Robinson, 2007
- 1 Eric Brown, 2003
- 1 Ramon Walker, 2003

### GAME

- 1 Daniel Manning, 2011 vs. Pittsburgh, 10/2/11
- 1 J.J. Watt at Miami, 9/18/11
- 1 Bernard Pollard at Washington, 9/19/10
- 1 Dunta Robinson at Atlanta, 9/30/07
- 1 Eric Brown at Tampa Bay, 12/14/03
- 1 Ramon Walker vs. New England, 11/23/03

### GAME, OPPONENT

- 1 Nine times, last by Craig Terrill vs. Seattle, 12/13/09

## BLOCKED PATS

### CAREER

- 1 Michael Boulware, 2007
- 1 Seth Payne, 2002-06

### SEASON

- 1 Michael Boulware, 2007
- 1 Seth Payne, 2006

### GAME

- 1 Michael Boulware at Jacksonville, 10/14/07
- 1 Seth Payne at Indianapolis, 9/17/06

### GAME, OPPONENT

- 1 Albert Haynesworth at Tampa Bay, 11/13/11
- 1 Robaire Smith at Tennessee, 10/29/06

# KICKOFF RETURNS

## KICKOFF RETURNS

### SEASONS LEADING TEAM

- 3 André Davis, 2007-09
- 2 J.J. Moses, 2003-04
- 1 Four times, last by Steve Slaton, 2010

### KICKOFF RETURNS, CAREER

- 117 J.J. Moses, 2003-04
- 108 André Davis, 2007-09
- 72 Jerome Mathis, 2005-07

### KICKOFF RETURNS, SEASON

- 59 J.J. Moses, 2004
- 58 J.J. Moses, 2003
- 54 Jerome Mathis, 2005

### SEASON, ROOKIE

- 54 Jerome Mathis, 2005
- 20 Vernand Morency, 2005
- 8 Tony Hollings, 2003

### GAME

- 8 Dexter Wynn at New England, 12/17/04
- 7 10 times, last by Jacoby Jones at Indianapolis, 11/1/10

- 6 14 times, last by Jacoby Jones at New York Jets, 11/21/10

### GAME, OPPONENT

- 7 Doug Gabriel vs. Oakland, 10/3/04
- Reggie Swinton vs. Arizona, 12/18/05

## KICKOFF RETURN YARDS GAINED

### SEASONS LEADING TEAM

- 3 André Davis, 2007-09
- 2 J.J. Moses, 2003-04
- 1 Four times, last by Steve Slaton, 2010

### CAREER

- 2,743 André Davis, 2007-09
- 2,658 J.J. Moses, 2003-04
- 2,054 Jerome Mathis, 2005-07

### SEASON

- 1,542 Jerome Mathis, 2005
- 1,355 J.J. Moses, 2003
- 1,303 J.J. Moses, 2004



# KICKOFF RETURNS

## SEASON, ROOKIE

1,542	Jerome Mathis, 2005
437	Vernand Morency, 2005
142	Tony Hollings, 2003

## GAME

266	Jerome Mathis vs. Kansas City, 11/20/05
266	Jerome Mathis vs. Indianapolis, 10/23/05
234	André Davis vs. Jacksonville, 12/30/07

## GAME, OPPONENT

233	David Reed vs. Baltimore, 12/13/10
199	Doug Gabriel vs. Oakland, 10/3/04
176	Ted Ginn Jr. vs. Miami, 10/7/07

## LONGEST, GAME (ALL TDS)

104	André Davis vs. Jacksonville, 12/30/07
99	Jerome Mathis vs. Kansas City, 11/20/05
97	André Davis vs. Jacksonville, 12/30/07
97	André Davis vs. Tampa Bay, 12/9/07
95	Jacoby Jones vs. Oakland, 10/4/09

## LONGEST, GAME, OPPONENT

103	David Reed vs. Baltimore, 12/13/10
95	Eddie Drummond at Detroit, 9/19/04
	André Davis at Cleveland, 10/20/02
93	Ellis Hobbs at New England, 12/17/06

## KICKOFF RETURN AVERAGE YARDAGE

### CAREER (75 RETURNS)

25.4	André Davis, 2007-09
22.7	J.J. Moses, 2003-04

### SEASON (20 RETURNS)

30.3	André Davis, 2007
28.6	Jerome Mathis, 2005
26.6	Jacoby Jones, 2009

## SEASON, ROOKIE (20 RETURNS)

28.6	Jerome Mathis, 2005
21.9	Vernand Morency, 2005

## GAME (3 RETURNS)

46.8	André Davis vs. Jacksonville, 12/30/07
38.0	Jerome Mathis vs. Kansas City, 11/20/05
38.0	Jerome Mathis vs. Indianapolis, 10/23/05

## GAME, OPPONENT (3 RETURNS)

42.0	André Davis at Cleveland, 10/20/02
39.3	Eddie Drummond at Detroit, 9/19/04
38.8	David Reed vs. Baltimore, 12/13/10

## KICKOFF RETURN TOUCHDOWNS

### CAREER

3	André Davis, 2007
3	Jerome Mathis, 2005-07
1	Jacoby Jones, 2007-10

### SEASON

3	André Davis, 2007
2	Jerome Mathis, 2005
1	Jacoby Jones, 2009
1	Jerome Mathis, 2007

### ROOKIE, SEASON

2	Jerome Mathis, 2005
---	---------------------

### GAME

*2	André Davis vs. Jacksonville, 12/30/07
1	Six times, last by Jacoby Jones vs. Oakland, 10/4/09

\* Tied NFL record

# TOTAL RETURN YARDS

## CAREER

3,310	Jacoby Jones, 2007-11 (p- 1,820, k- 1,490)
3,211	J.J. Moses, 2003-04 (p- 553, k- 2,658)
2,743	André Davis, 2007-09 (p- 0, k- 2,743)

## SEASON

1,612	J.J. Moses, 2004 (p- 309, k- 1,303)
1,610	Jerome Mathis, 2005 (p- 68, k- 1,542)
1,599	J.J. Moses, 2003 (p- 244, k- 1,355)

## GAME

266	Jerome Mathis vs. Kansas City, 11/20/05 (p-0, k-266)
266	Jerome Mathis vs. Indianapolis, 10/23/05 (p-0, k-266)
234	André Davis vs. Jacksonville, 12/30/07 (p-0, k-234)

## GAME, OPPONENT

233	David Reed vs. Baltimore, 12/13/10 (p- 0, k-233)
199	Doug Gabriel vs. Oakland, 10/3/04 (p- 0, k- 199)
176	Ted Ginn Jr. vs. Miami, 10/7/07 (p- 0, k- 176)

# SPECIAL TEAMS TOUCHDOWNS

## CAREER

4	Jacoby Jones, 2007-11
3	André Davis, 2007-09
3	Jerome Mathis, 2005-07

## SEASON

3	André Davis, 2007
2	Jerome Mathis, 2005
2	Jacoby Jones, 2008

## GAME

2*	André Davis vs. Jacksonville, 12/30/07*
1	Nine times, last by Jacoby Jones vs. Indianapolis, 9/11/11

\* Tied NFL record



# INTERCEPTIONS

## INTERCEPTIONS

### SEASONS LEADING TEAM

- 2 Dunta Robinson, 2004, 2006
- 1 Eight times, last by Johnathan Joseph/Jason Allen, 2011

### CAREER

- 13 Dunta Robinson, 2004-08
- 11 Marcus Coleman, 2002-05
- Aaron Glenn, 2002-04
- 7 Jason Allen, 2010-11
- 5 Jacques Reeves, 2008-09
- Fred Bennett, 2007-09
- DeMarcus Faggins, 2002-08

### SEASON

- 7 Marcus Coleman, 2003
- 6 Dunta Robinson, 2004
- 5 Aaron Glenn, 2004
- Aaron Glenn, 2002

### SEASON, ROOKIE

- 6 Dunta Robinson, 2004
- 4 Brian Cushing, 2009
- 3 Fred Bennett, 2007
- 2 Kareem Jackson, 2010

### GAME

- 3 Glover Quin vs. Tennessee, 11/28/10
- 2 Six times, last by Troy Nolan at Oakland, 10/3/10

### GAME, OPPONENT

- 2 Seven times, last Ray Lewis vs. Baltimore, 11/9/08

### CONSECUTIVE GAMES WITH AN INTERCEPTION

- 2 12 times, last by Quintin Demps, 11/6/11 - 11/13/11

## INTERCEPTION YARDS GAINED

### SEASONS LEADING TEAM

- 1 Nine times, last by Brice McCain, 2011

### GAINED, CAREER

- 221 Aaron Glenn, 2002-04
- 217 Marcus Coleman, 2002-05
- 162 Dunta Robinson, 2004-07

### SEASON

- 181 Aaron Glenn, 2002
- 146 Dunta Robinson, 2004
- 121 Bernard Pollard, 2009

### SEASON, ROOKIE

- 146 Dunta Robinson, 2004
- 47 Fred Bennett, 2007
- 26 Brian Cushing, 2009

### GAME

- 135 Aaron Glenn at Pittsburgh, 12/8/02
- 102 Marcus Coleman at Kansas City, 9/28/04
- 95 Marlon McCree vs. Tennessee, 12/21/03

### GAME, OPPONENT

- 102 Artrell Hawkins vs. Cincinnati, 11/3/02
- 99 Cortland Finnegan vs. Tennessee, 9/21/08
- 91 Antonio Cromartie at San Diego, 10/28/07

### LONGEST RETURN (ALL TDS)

- 102 Marcus Coleman at Kansas City, 9/26/04
- 95 Marlon McCree vs. Tennessee, 12/21/03
- 70 Bernard Pollard vs. Seattle, 12/13/09
- 70 Aaron Glenn at Pittsburgh, 12/8/02

## INTERCEPTIONS RETURNED FOR TOUCHDOWNS

### CAREER

- 2 Aaron Glenn, 2002-04
- 1 Brice McCain, 2009-11
- 1 Bernard Pollard, 2009
- 1 Dunta Robinson, 2004-08
- 1 DeMarcus Faggins, 2002-08
- 1 Marcus Coleman, 2002-05
- 1 Marlon McCree, 2003-04
- 1 Jacques Reeves, 2008

### SEASON

- 2 Aaron Glenn, 2002
- 1 Brice McCain, 2011
- 1 Bernard Pollard, 2009
- 1 Dunta Robinson, 2006
- 1 DeMarcus Faggins, 2004
- 1 Marcus Coleman, 2004
- 1 Marlon McCree, 2003
- 1 Jacques Reeves, 2008

### GAME

- 2 Aaron Glenn vs. Pittsburgh, 12/8/02

# TACKLES

### CAREER

- 636 DeMeco Ryans, 2006-11
- 442 Jamie Sharper, 2002-04
- 396 Dunta Robinson, 2004-09

### SEASON

- 166 Jamie Sharper, 2003
- 156 DeMeco Ryans, 2006
- 139 Jamie Sharper, 2004

### GAME

- 17 Jamie Sharper at Tampa Bay, 12/14/03
- Jamie Sharper at Cincinnati, 11/9/03
- 16 Jay Foreman vs. New England, 11/23/03
- 15 Four times, most recent by Bernard Pollard vs. Dallas, 9/26/10

### SOLO TACKLES, CAREER

- 479 DeMeco Ryans, 2006-11
- 332 Dunta Robinson, 2004-09
- 300 Jamie Sharper, 2002-04

### SOLO TACKLES, SEASON

- 126 DeMeco Ryans, 2006
- 107 Jamie Sharper, 2003
- 101 Jay Foreman, 2003
- Jay Foreman, 2002

### SOLO TACKLES, GAME

- 14 DeMeco Ryans at Oakland, 12/3/06
- Jay Foreman vs. New England, 11/23/03
- 13 Glover Quin at Jacksonville, 11/14/10
- Xavier Adibi at Indianapolis, 11/16/08
- DeMeco Ryans at New York Jets, 11/26/06



# SACKS

## SEASONS LEADING TEAM

- 4 Mario Williams, 2007-10
- 1 Seven times, last by Connor Barwin, 2011

## CAREER

- 53.0 Mario Williams, 2006-11
- 16.0 Connor Barwin, 2009-11
- 15.0 Antonio Smith, 2009-11
- 15.0 Kailee Wong, 2002-06
- 13.0 Jason Babin, 2004-06

## SEASON

- 14.0 Mario Williams, 2007
- 12.0 Mario Williams, 2008
- 11.5 Connor Barwin, 2011
- 9.0 Mario Williams, 2009
- 8.5 Mario Williams, 2010

## SEASON, ROOKIE

- 6.0 Brooks Reed, 2011
- 5.5 J.J. Watt, 2011
- 5.5 Amobi Okoye, 2007
- 5.0 Brian Cushing, 2009
- 4.5 Mario Williams, 2006
- 4.0 Jason Babin, 2004

## GAME

- 4.0 Connor Barwin at Jacksonville, 11/27/11
- 3.5 Mario Williams vs. Denver, 12/13/07
- 3.0 Mario Williams at Washington, 9/19/10
- Mario Williams vs. Jacksonville, 12/1/08
- Shantee Orr at Baltimore, 12/4/05

## GAME, OPPONENT

- 3 Nine times, last by DeMarcus Ware vs. Dallas, 9/26/10

## SEASONS, 10 OR MORE SACKS

- 2 Mario Williams, 2007-08
- 1 Connor Barwin, 2011

## CONSECUTIVE GAMES, SACK

- 6 Mario Williams, 11/18/07 - 12/23/07
- 5 Brooks Reed, 10/23/11 - 11/27/11
- 5 Antonio Smith, 9/11/11 - 10/9/11
- 4 Jeff Posey, 9/15/02 - 10/13/02
- 3 Nine times, last by Connor Barwin, 12/11/11 - 12/22/11

# FUMBLES

## FUMBLES

### CAREER

- 68 David Carr, 2002-06
- 32 Matt Schaub, 2007-11
- 10 Steve Slaton, 2008-10
- 10 Domanick Williams#, 2003-05

### SEASON

- 21 David Carr, 2002
- 17 David Carr, 2005
- 16 David Carr, 2006

### GAME

- 3 Eight times, last by Sage Rosenfels vs. Indianapolis, 10/5/08
- 2 29 times, last by Arian Foster at Jacksonville, 11/27/11

## FUMBLES FORCED

### CAREER

- 11 Mario Williams, 2006-11
- 7 Jamie Sharper, 2002-04
- 6 Dunta Robinson, 2004-09
- 6 DeMeco Ryans, 2006-11
- 5 Brian Cushing, 2009-11
- 5 Bernard Pollard, 2009-10
- 5 Antwan Peek, 2003-06

### SEASON

- 4 Bernard Pollard, 2010
- Mario Williams, 2008
- Shantee Orr, 2005
- 3 Dunta Robinson, 2004
- Jamie Sharper, 2004
- Jamie Sharper, 2003
- Eric Brown, 2003

### GAME

- 2 Brian Cushing at Indianapolis, 12/22/11
- Brian Cushing at Cincinnati, 10/18/09
- Shantee Orr vs. Jacksonville, 12/24/05
- Eric Brown vs. Indianapolis, 12/28/03
- Jamie Sharper at Buffalo, 11/16/03

## OWN FUMBLES RECOVERED

### CAREER

- 28 David Carr, 2002-06
- 9 Matt Schaub 2007-11
- 6 Chester Pitts, 2002-09

### SEASON

- 12 David Carr, 2002
- 6 David Carr, 2005
- 5 David Carr, 2006
- 4 Twice, last by Matt Schaub, 2008
- 3 Chester Pitts, 2006

### GAME

- 2 Five times, last: Wade Smith at Baltimore, 10/16/11

## OPPONENTS' FUMBLES RECOVERED

### CAREER

- 8 DeMeco Ryans, 2006-10
- 5 Morlon Greenwood, 2005-07
- 4 C.C. Brown, 2005-08
- Jamie Sharper, 2002-04

### SEASON

- 3 Twice by DeMeco Ryans, 2007 and 2008
- 3 C.C. Brown, 2007
- 3 Morlon Greenwood, 2006
- 3 Jamie Sharper, 2002

### GAME

- 2 DeMeco Ryans vs. Tennessee, 10/21/07

## YARDS RETURNING FUMBLES

### LONGEST FUMBLE RETURN

- 66 Antwan Peek at Jacksonville, 12/26/04 (TD)
- 60 Charlie Anderson at Chicago, 12/19/04 (TD)
- 58 DeMarcus Faggins at Oakland, 12/3/06 (TD)



# FUMBLES

## FUMBLES RETURNED FOR TOUCHDOWNS

### CAREER

1 10 times, last by Dominique Barber, 2008-10

### SEASON

1 10 times, last by Dominique Barber, 2009

# SCORING

## SCORING

### SEASONS LEADING TEAM

8 Kris Brown, 2002-09  
2 Neil Rackers, 2010-11

### CONSECUTIVE SEASONS LEADING TEAM

8 Kris Brown, 2002-09  
2 Neil Rackers, 2010-11

## POINTS

### CAREER

767 Kris Brown, 2002-09  
316 Andre Johnson, 2003-11  
259 Neil Rackers, 2010-11

### SEASON

135 Neil Rackers, 2011  
124 Neil Rackers, 2010  
124 Kris Brown, 2008  
115 Kris Brown, 2007  
108 Arian Foster, 2010

### POINTS, NO TOUCHDOWNS, SEASON

135 Neil Rackers, 2011  
124 Kris Brown, 2008  
124 Neil Rackers, 2010  
115 Kris Brown, 2007

### POINTS, NO TOUCHDOWNS, CAREER

767 Kris Brown, 2002-09  
259 Neil Rackers, 2010-11

### SEASONS, 100 OR MORE POINTS

4 Kris Brown, 2005, 2007-09  
2 Neil Rackers, 2010-11  
1 Arian Foster, 2010

### SEASON, ROOKIE

60 Steve Slaton, 2008  
48 Domanick Williams#, 2003  
30 Owen Daniels, 2006  
24 Andre Johnson, 2003  
Wali Lundy, 2006

### GAME

18 Arian Foster vs. Indianapolis, 9/12/10  
18 Ryan Moats at Buffalo, 11/1/09  
16 Kris Brown vs. Miami, 10/7/07  
15 Kris Brown at Baltimore, 12/4/05  
Kris Brown at Miami, 9/7/03

### GAME, OPPONENT

26 Rob Bironas vs. Tennessee, 10/21/07  
24 Shaun Alexander at Seattle, 10/16/05  
18 Seven times, last by Vernon Davis vs. San Francisco, 10/25/09

### CONSECUTIVE GAMES SCORING

99 Kris Brown, 12/14/03 – 1/3/10  
32 Neil Rackers, 9/12/10 – 1/1/12  
28 Kris Brown, 9/8/02 – 11/30/03  
9 Domanick Williams#, 11/7/04 – 1/2/05

## TOUCHDOWNS

### SEASONS LEADING TEAM

3 Domanick Williams#, 2003-05  
Andre Johnson, 2006-07, 2009  
2 Arian Foster, 2010-11

### CONSECUTIVE SEASONS LEADING TEAM

3 Domanick Williams#, 2003-05  
2 Andre Johnson, 2006-07  
Arian Foster, 2010-11

### CAREER

52 Andre Johnson, 2003-11  
33 Arian Foster, 2009-11  
28 Domanick Williams#, 2003-05  
23 Kevin Walter, 2007-11  
20 Owen Daniels, 2006-11

### SEASON

18 Arian Foster, 2010  
14 Domanick Williams#, 2004  
12 Arian Foster, 2011  
10 Steve Slaton, 2008  
9 Andre Johnson, 2009  
8 Andre Johnson, 2006, 2008, 2010  
Kevin Walter, 2008  
Domanick Williams#, 2003

### SEASON, ROOKIE

10 Steve Slaton, 2008  
8 Domanick Williams#, 2003  
5 Owen Daniels, 2006

### GAME

3 Arian Foster at Tennessee, 10/23/11  
3 Arian Foster vs. Indianapolis, 9/12/10  
3 Ryan Moats at Buffalo, 11/1/09

### GAME, OPPONENT

4 Shaun Alexander at Seattle, 10/16/05  
3 Eight times, last by Vernon Davis vs. San Francisco, 10/25/09  
2 45 times, last by Santonio Holmes at New York Jets, 11/21/10

### GAME, ROOKIE

2 Nine times, last by Arian Foster vs. New England, 1/3/10

### CONSECUTIVE GAMES SCORING TOUCHDOWNS

7 Domanick Williams#, 11/21/04 – 1/2/05  
6 Arian Foster, 10/23/11 – 12/4/11  
5 Arian Foster, 10/17/10 – 11/14/10  
4 Andre Johnson, 12/2/07 – 12/23/07  
3 Six times, last by Joel Dreessen, 11/27/11 – 12/11/11

## POINTS AFTER TOUCHDOWNS

### SEASONS LEADING TEAM

8 Kris Brown, 2002-09  
2 Neil Rackers, 2010-11

### ATTEMPTED, CAREER

253 Kris Brown, 2002-09  
83 Neil Rackers, 2010-11



# SCORING

## ATTEMPTED, SEASON

- 44 Kris Brown, 2009
- 43 Neil Rackers, 2010
- 40 Kris Brown, 2007
- Neil Rackers, 2011

## ATTEMPTED, GAME

- 6 Kris Brown vs. Jacksonville, 12/30/07
- 5 Five times, last by Neil Rackers at Tampa Bay, 11/13/11

## ATTEMPTED, GAME, OPPONENT

- 7 Mike Vanderjagt at Indianapolis, 11/14/04
- 6 Three times, last by Lawrence Tynes vs. Kansas City, 11/20/05
- 5 Nine times, last by Matt Stover vs. Indianapolis, 11/29/09

## CONSECUTIVE POINTS AFTER TOUCHDOWN, CAREER

- 132 Kris Brown, 11/5/06 – 1/3/10
- 116 Kris Brown, 9/8/02 – 10/29/06
- 69 Neil Rackers, 9/12/10 – 11/6/11

## POINTS AFTER TOUCHDOWN PERCENTAGE, CAREER

99.2 Kris Brown, 2002-2009

## TWO-POINT CONVERSIONS, CAREER

- 2 Andre Johnson, 2003-10
- 1 Nine players, last by Jacoby Jones, 2007-10

## TWO-POINT CONVERSIONS, SEASON

- 1 12 times, last by Jacoby Jones, 2010

## TWO-POINT CONVERSION, GAME

- 1 12 times, last by Jacoby Jones vs. Baltimore, 12/13/10

## TWO-POINT CONVERSION, GAME, OPPONENT

- 1 Three times, last by Derrick Mason vs. Baltimore, 11/9/08

# Domanick Williams was known as Domanick Davis prior to 2006.

## FIELD GOALS

### SEASONS LEADING TEAM

- 8 Kris Brown, 2002-09
- 2 Neil Rackers, 2010-11

### CONSECUTIVE SEASONS LEADING TEAM

- 8 Kris Brown, 2002-09
- 2 Neil Rackers, 2010-11

### ATTEMPTED, CAREER

- 223 Kris Brown, 2002-09
- 68 Neil Rackers, 2010-11

### ATTEMPTED, SEASON

- 38 Neil Rackers, 2011
- 34 Kris Brown, 2005
- 33 Kris Brown, 2008
- 32 Neil Rackers, 2010
- 32 Kris Brown, 2009

### ATTEMPTED, GAME

- 7 Kris Brown at Miami, 9/7/03
- 5 Four times, last by Kris Brown at Cleveland, 11/23/08
- 4 11 times, last by Neil Rackers at New Orleans, 9/25/11

### FIELD GOALS, CAREER

- 172 Kris Brown, 2002-09
- 59 Neil Rackers, 2010-11

### FIELD GOALS, SEASON

- 32 Neil Rackers, 2011
- 29 Kris Brown, 2008
- 27 Neil Rackers, 2010
- 26 Kris Brown, 2005
- 25 Kris Brown, 2007

### FIELD GOALS, GAME

- 5 Three times, last by Kris Brown vs. Miami, 10/7/05
- 4 Neil Rackers at New Orleans, 9/25/11

- 4 Kris Brown vs. Cleveland, 10/30/05
- 4 Kris Brown vs. Tennessee, 10/9/05
- 3 19 times, last by Neil Rackers vs. Tennessee, 1/1/12

### FIELD GOALS, GAME, OPPONENT

- \*8 Rob Bironas vs. Tennessee, 10/21/07
- 5 Rian Lindell at Buffalo, 9/11/05
- Phil Dawson vs. Cleveland, 1/2/05
- 4 Nine times, last by Adam Vinatieri at Indianapolis, 12/22/11
- 3 15 times, last by Rob Bironas vs. Tennessee, 1/1/12

### FIELD GOALS, ONE QUARTER, GAME

- 2 16 times, last by Neil Rackers, second quarter at Jacksonville, 11/27/11

### FIELD GOALS, ONE QUARTER, GAME, OPPONENT

- 3 Rob Bironas vs. Tennessee, second quarter, 10/21/07

### CONSECUTIVE GAMES SCORING FIELD GOALS

- 15 Neil Rackers, 11/11/10 – 10/9/11
- 10 Kris Brown, 11/13/05 – 9/17/06
- 9 Kris Brown, 10/25/09 – 12/27/09
- 9 Kris Brown, 9/8/02 – 11/10/02
- 8 Kris Brown, 11/24/02 – 9/14/03
- 8 Kris Brown, 11/9/08 – 12/28/08

### CONSECUTIVE FIELD GOALS MADE

- 18 Neil Rackers, 12/13/10 – 10/2/11
- 15 Kris Brown, 12/3/06 – 9/30/07
- Kris Brown, 9/7/08 – 11/23/08
- 12 Neil Rackers, 10/3/10 – 12/2/10
- 10 Kris Brown, 12/14/08 – 10/4/09
- Kris Brown, 10/7/07 – 11/4/07
- Kris Brown, 12/14/03 – 10/3/04

### LONGEST FIELD GOAL

- 57 Neil Rackers at Denver, 12/26/10
- Kris Brown vs. Miami, 10/7/07
- 56 Kris Brown at Indianapolis, 11/8/09
- 54 Neil Rackers vs. Oakland, 10/9/11
- Neil Rackers at Denver, 12/26/10
- Kris Brown vs. Miami, 10/7/07
- Kris Brown vs. Miami, 10/7/07
- 53 Neil Rackers at Jacksonville, 11/27/11
- Neil Rackers at Indianapolis, 11/1/10
- Kris Brown at Oakland, 12/21/08
- Kris Brown vs. New Orleans, 11/18/07
- Kris Brown vs. Jacksonville, 12/24/05

### FIELD GOAL PERCENTAGE, CAREER

- 77.1 Kris Brown, 2002-2009

### FIELD GOAL PERCENTAGE, SEASON

- 90.0 Neil Rackers, 2010
- 87.9 Kris Brown, 2008
- 86.2 Kris Brown, 2007
- 84.2 Neil Rackers, 2011
- 81.8 Kris Brown, 2003

### MOST FIELD GOALS, NO MISSES, GAME

- 5 Kris Brown vs. Miami, 10/7/07
- Kris Brown at Baltimore, 12/4/05
- 4 Neil Rackers at New Orleans, 9/25/11
- 4 Kris Brown vs. Tennessee, 10/9/05

### MOST FIELD GOALS, NO MISSES, GAME, OPPONENT

- 8 Rob Bironas vs. Tennessee, 10/21/07
- 5 Rian Lindell at Buffalo, 9/11/05
- Phil Dawson vs. Cleveland, 1/2/05

### MOST FIELD GOALS, 50 OR MORE YARDS, CAREER

- 14 Kris Brown, 2002-09
- 7 Neil Rackers, 2010-11

### MOST FIELD GOALS, 50 OR MORE YARDS, SEASON

- 5 Kris Brown, 2007
- 4 Neil Rackers, 2011
- 3 Neil Rackers, 2010



# SCORING

## MOST FIELD GOALS, 50 OR MORE YARDS, GAME

- \*3 Kris Brown vs. Miami, 10/7/07
- 2 Neil Rackers at Denver, 12/26/10
- 1 15 times, last by Neil Rackers vs. Tennessee, 1/1/12

\*NFL record

## SAFETIES

### CAREER

- 1 Zac Diles, 2007-10
- 1 Brian Cushing, 2009-10
- 1 Seth Payne, 2002-06
- 1 Jimmy McClain, 2002

### SEASON

- 1 Brian Cushing, 2009
- 1 Seth Payne, 2002
- 1 Jimmy McClain, 2002

### GAME

- 1 Zac Diles at Jacksonville, 12/6/09
- 1 Brian Cushing vs. Oakland, 10/4/09
- 1 Jimmy McClain vs. Baltimore, 12/15/02
- 1 Seth Payne vs. Dallas, 9/2/02

### GAME, OPPONENT

- 1 Jeff Posey at Buffalo, 11/16/03
- 1 Eric Westmoreland at Jacksonville, 10/27/02

# SERVICE

## SEASONS

- 9 Andre Johnson, 2003-11
- 8 Chester Pitts, 2002-09
- 8 Kris Brown, 2002-09

## GAMES PLAYED

- 128 Kris Brown
- 122 Andre Johnson
- 114 Chester Pitts

## CONSECUTIVE GAMES PLAYED

- 128 Kris Brown
- 114 Chester Pitts
- 91 Eric Winston
- 83 Steve McKinney

## STARTS

- 122 Andre Johnson
- 114 Chester Pitts
- 86 Eric Winston
- 81 Mario Williams
- 79 Dunta Robinson

## CONSECUTIVE STARTS

- 114 Chester Pitts
- 86 Eric Winston
- 77 Mario Williams
- 70 DeMeco Ryans
- 67 Steve McKinney





# ALL-TIME LEADERS

## RUSHING YARDS

Player	Att.	Yds.	Avg.	Long	TD
1.Domanick Williams#	770	3,195	4.1	51	23
2.Arian Foster	659	3,097	4.7	74t	29
3.Steve Slaton	423	1,833	4.3	71t	12
4.Ron Dayne	345	1,385	4.0	39	11
5.David Carr	268	1,235	4.6	36	8

## RECEIVING YARDS

Player	Rec.	Yds.	Avg.	Long	TD
1.Andre Johnson	706	9,656	13.7	77t	52
2.Owen Daniels	299	3,649	12.2	44	20
3.Kevin Walter	285	3,565	12.5	61	22
4.Jabar Gaffney	171	2,009	11.7	69	7
5.Corey Bradford	130	1,992	15.3	81	18

## RUSHING-RECEIVING

Player	Rushing	Receiving	Total
1.Andre Johnson	54	9,656	9,710
2.Domanick Williams#	3,195	1,276	4,471
3.Arian Foster	3,097	1,314	4,411
4.Owen Daniels	0	3,649	3,649
5.Kevin Walter	82	3,565	3,647

## PASSING (Min. 500 att.)

Player	A	C	Pct.	Yds	TD	INT	Lg	Rtg
1.Matt Schaub	2,118	1,382	65.3	16,903	92	52	80t	94.0
2.David Carr	2,070	1,243	60.0	13,391	59	65	81	75.5

## SCORING

Player	TD	PAT	FG	2PT	TP
1.Kris Brown	-	251	172	-	767
2.Andre Johnson	52	-	-	2	316
3.Neil Rackers	-	82	59	-	259
4.Arian Foster	33	-	-	-	198
5.Domanick Williams#	28	-	-	-	168
6.Kevin Walter	23	-	-	-	138
7.Owen Daniels	20	-	-	-	120
8.Corey Bradford	18	-	-	1	110
9.Steve Slaton	17	-	-	-	102
10.Jacoby Jones	15	-	-	1	92

# Domanick Williams was known as Domanick Davis prior to 2006.

## FIELD GOALS

Player	Att.	Made	Pct.	Long
1.Kris Brown	223	172	77.1	57
2.Neil Rackers	68	59	86.8	57

## PUNTING AVERAGE

Player	No.	Yds.	Avg.	In20	Long	Blk
1.Matt Turk	254	10,735	42.3	88	62	0
2.Chad Stanley	437	17,908	41.0	135	62	2

## INTERCEPTIONS

Player	No.	Yds.	Avg.	Long	TD
1.Dunta Robinson	13	162	12.5	61	1
2.Marcus Coleman	11	217	19.7	102t	1
Aaron Glenn	11	221	20.1	70t	2
4.Jason Allen	7	35	5.0	34	0
5.Fred Bennett	5	73	15.6	33	0
DeMarcus Faggins	5	47	9.4	43t	1
Jacques Reeves	5	127	25.4	44t	1

## PUNT RETURNS

Player	No.	Yds.	Avg.	Long	TD
1.Jacoby Jones	179	1,820	10.2	79t	3
2.J.J. Moses	72	553	7.7	40	0
3.Jermaine Lewis	36	280	7.8	48	0
4.Phillip Buchanon	20	180	9.0	45	0
5.Avon Black	14	188	13.4	76t	1
Dexter Wynn	14	140	10.0	58	0

## KICKOFF RETURNS

Player	No.	Yds.	Avg.	Long	TD
1.André Davis	108	2,743	25.4	104t	3
2.J.J. Moses	117	2,658	22.7	70	0
3.Jerome Mathis	72	2,054	28.5	99t	2
4.Jacoby Jones	64	1,490	23.3	95t	1
5.Dexter Wynn	52	1,193	22.9	39	0

## COMBINED YARDAGE

Player	Total	Rush	Rec.	INT	PR/KR	FR
1.Andre Johnson	9,710	54	9,656	-	-/-	-
2.Jacoby Jones	5,091	40	1,741	-	1,820/1,490	-
3.Domanick Williams#	4,585	3,195	1,276	-	24/90	-
4.Arian Foster	4,411	3,097	1,314	-	-/-	-
5.André Davis	3,598	-	855	-	0/2,743	-



# TEAM RECORDS



# TEAM WIN-LOSS RECORDS

## WIN-LOSS RECORDS

### OVERALL

Year	W	L	T	Pct.
2002	4	12	0	.250
2003	5	11	0	.313
2004	7	9	0	.438
2005	2	14	0	.125
2006	6	10	0	.375
2007	8	8	0	.500
2008	8	8	0	.500
2009	9	7	0	.563
2010	6	10	0	.375
2011	10	6	0	.625
<b>Totals</b>	<b>65</b>	<b>95</b>	<b>0</b>	<b>.406</b>

### HOME

Year	W	L	T	Pct.
2002	2	6	0	.250
2003	3	5	0	.375
2004	3	5	0	.375
2005	2	6	0	.250
2006	4	4	0	.500
2007	6	2	0	.750
2008	6	2	0	.750
2009	4	4	0	.500
2010	4	4	0	.500
2011	5	3	0	.625
<b>Totals</b>	<b>39</b>	<b>41</b>	<b>0</b>	<b>.488</b>

### ROAD

Year	W	L	T	Pct.
2002	2	6	0	.250
2003	2	6	0	.250
2004	4	4	0	.500
2005	0	8	0	.000
2006	2	6	0	.250
2007	2	6	0	.250
2008	2	6	0	.250
2009	5	3	0	.625
2010	2	6	0	.250
2011	5	3	0	.625
<b>Totals</b>	<b>26</b>	<b>54</b>	<b>0</b>	<b>.325</b>

## GAMES WON

### CONSECUTIVE GAMES WON

- 7 10/23/11 - 12/11/11; In one season
- 6 12/13/09 - 9/19/10; Over two seasons
- 4 Twice, last 11/23/08 - 12/14/08; In one season
- 3 Three times, last 1/2/11 - 9/18/11; Over two seasons

### GAMES WON, SEASON

- 10 2011
- 9 2009
- 8 2007, 2008
- 7 2004
- 6 2006, 2010

### CONSECUTIVE GAMES WON, SEASON

- 7 10/23/11 - 12/11/11
- 4 12/13/09 - 1/3/10
- 4 11/23/08 - 12/14/08
- 3 Three times, last 12/13/09 - 12/27/09

### CONSECUTIVE GAMES WON, START OF SEASON

- 2 2011
- 2 2010
- 2 2007

### CONSECUTIVE GAMES WON, END OF SEASON

- 4 2009
- 2 2006

### CONSECUTIVE HOME GAMES WON

- 4 11/18/07 - 12/30/07
- 3 Five times, last 10/30/11 - 12/4/11
- 2 Three times, last 10/4/09 - 10/25/09

### CONSECUTIVE ROAD GAMES WON

- 4 12/20/09 - 10/3/10
- 4 10/23/11 - 12/11/11
- 2 Four times, last 10/18/09 - 11/1/09

### SHUTOUT GAMES WON OR TIED, SEASON

- 1 2010
- 1 2004

## GAMES LOST

### CONSECUTIVE GAMES LOST

- 7 1/2/05 - 10/23/05
- 6 11/6/05 - 12/11/05
- 6 12/7/03 - 9/19/04
- 5 12/24/05 - 9/26/06
- 5 9/15/02 - 10/20/02

### GAMES LOST, SEASON

- 14 2005
- 12 2002
- 11 2003

### CONSECUTIVE GAMES LOST, SEASON

- 6 Twice, last 11/6/05 - 12/11/05
- 5 9/15/02 - 10/20/02
- 4 Four times, last 12/2/10 - 12/26/10
- 3 Eight times, last 12/18/11 - 1/1/12

### CONSECUTIVE GAMES LOST, START OF SEASON

- 6 2005
- 4 2008
- 2 2006
- 2 2004

### CONSECUTIVE GAMES LOST, END OF SEASON

- 4 2003
- 3 2002 and 2011
- 2 2005

### CONSECUTIVE HOME GAMES LOST

- 5 12/24/04 - 10/23/05
- 4 9/22/02 - 11/17/02
- 3 Three times, last 12/24/05 - 9/24/06

### CONSECUTIVE ROAD GAMES LOST

- 12 9/11/05 - 11/5/06
- 6 11/1/2010 -- 12/26/2010
- 4 9/14/03 - 11/9/03
- 3 Six times, last 9/7/08 - 9/28/08

### SHUTOUT GAMES LOST OR TIED, SEASON

- 1 2003



# TEAM SCORING RECORDS

## TOUCHDOWNS

### MOST, SEASON

46 2009  
44 2010  
43 2007  
41 2011  
40 2008

### FEWEST, SEASON

22 2002  
26 2005  
29 2003  
30 2006  
37 2004

### MOST, GAME

6 vs. Jacksonville, 12/30/07  
5 Six times, last at Tampa Bay, 11/13/11  
4 14 times, last vs. Indianapolis, 9/11/11  
3 41 times, last vs. Cleveland, 11/6/11

### MOST ALLOWED, SEASON

52 2010  
50 2005  
45 2008  
43 2007  
42 Twice, 2003 and 2006

### MOST ALLOWED, GAME

7 at Indianapolis, 11/14/04  
6 Three times, last vs. Kansas City, 11/20/05  
5 14 times, last at New Orleans, 9/25/11  
4 26 times, last vs. Carolina, 12/18/11

### FEWEST ALLOWED, SEASON

27 2011  
39 2009  
39 2004  
40 2002  
42 Twice: 2003 and 2006

### FEWEST ALLOWED, GAME

0 12 times, last vs. Tennessee, 11/28/10  
1 31 times, last at Indianapolis, 12/22/11  
2 34 times, last vs. Tennessee, 1/1/12  
3 35 times, last at Denver 12/26/10

## SCORING

### MOST SCORED, SEASON

390 2010  
388 2009  
381 2011  
379 2007  
366 2008

### MOST SCORED, GAME

42 vs. Jacksonville, 12/30/07  
41 at Tennessee, 10/23/11  
37 at Tampa Bay, 11/13/11  
36 vs. Tennessee, 10/21/07  
35 vs. Kansas City, 10/17/10  
35 vs. Cincinnati, 10/26/08

### FEWEST POINTS SCORED, SEASON

213 2002  
255 2003  
260 2005  
267 2006  
306 2004

### FEWEST POINTS SCORED, GAME

0 at Jacksonville, 12/7/03  
3 Six times, last at Tampa Bay, 12/14/03

6 at Dallas, 10/15/06  
7 Five times, last vs. New York Jets, 9/13/09  
10 Eight times, last vs. New York Giants, 10/10/10

### MOST POINTS SCORED, SEASON, OPPONENT

431 2005  
427 2010  
394 2008  
384 2007  
380 2003

### MOST POINTS SCORED, GAME, OPPONENT

49 at Indianapolis, 11/14/04  
45 vs. Kansas City, 11/20/05  
43 at Indianapolis, 9/17/06  
42 at Seattle, 10/16/05  
42 vs. Kansas City, 9/21/03

### FEWEST POINTS SCORED, SEASON, OPPONENT

278 2011  
333 2009  
339 2004  
356 2002  
366 2006

### FEWEST POINTS SCORED, GAME, OPPONENT

0 vs. Tennessee, 11/28/10  
0 at Jacksonville, 12/26/04  
3 vs. Kansas City, 9/9/07  
5 at Chicago, 12/19/04  
6 Six times, last vs. Oakland, 10/4/09  
7 Four times, last at Tennessee, 10/23/11

### MOST POINTS, SHUTOUT VICTORY, GAME

21 Texans 21 at Jacksonville 0, 12/26/04  
20 Texans 20 vs. Tennessee 0, 11/28/10

### FEWEST POINTS, SHUTOUT VICTORY, GAME

20 Texans 20 vs. Tennessee 0, 11/28/10  
21 Texans 21 at Jacksonville 0, 12/26/04

### MOST POINTS, GAME, BOTH TEAMS

74 Texans 36 vs. Tennessee 38, 10/21/07  
73 Texans 33 at New Orleans 40, 9/25/11  
70 Texans 42 vs. Jacksonville 28, 12/30/07  
67 Texans 24 at Indianapolis 43, 9/17/06  
66 Texans 35 vs. Kansas City 31, 10/17/10

### FEWEST POINTS, GAME, BOTH TEAMS

16 Texans 3 vs. Tennessee 13, 12/29/02  
19 Texans 3 at Tampa Bay 16, 12/14/03  
20 Texans 20 vs. Tennessee 0, 11/28/10  
20 Texans 14 vs. Cleveland 6, 12/31/06  
21 Texans 21 at Jacksonville 0, 12/26/04  
22 Three times, last Texans 16 at Cleveland 6, 11/23/08

### MOST POINTS IN FIRST QUARTER

17 Twice, last vs. Indianapolis, 9/11/11  
14 Six times, last vs. Cleveland, 11/6/11  
10 Six times, last at Indianapolis, 12/22/11

### MOST POINTS IN SECOND QUARTER

24 vs. Arizona, 12/18/05  
21 vs. Jacksonville, 12/30/07  
17 Seven times, last at Tennessee, 10/23/11  
14 Nine times, last vs. Tennessee, 11/28/10  
13 Twice, last at Jacksonville, 11/27/11  
10 11 times, last vs. Cleveland, 11/6/11

### MOST POINTS IN THIRD QUARTER

14 10 times, last at Tampa Bay, 11/13/11  
10 Seven times, last at Oakland, 10/3/10

### MOST POINTS IN FOURTH QUARTER

29 vs. Tennessee, 10/21/07  
22 at Buffalo, 11/1/09  
21 Four times, last vs. Kansas City, 10/17/10  
20 at New York Jets, 11/21/10



# TEAM SCORING RECORDS

## SCORING, CONT.

### MOST POINTS IN FIRST QUARTER, OPPONENT

- 21 at Tennessee, 12/19/10
- 17 at New England, 12/17/06
- 14 12 times, last vs. San Diego, 11/7/10
- 13 at Oakland, 12/21/08
- 10 10 times, last at Indianapolis, 11/8/09

### MOST POINTS IN SECOND QUARTER, OPPONENT

- 21 Three times, last at Indianapolis, 12/23/07
- 17 Five times, last vs. Jacksonville, 1/2/11
- 16 vs. Tennessee, 10/21/07
- 14 22 times, last vs. Carolina, 12/18/11
- 13 Three times, last vs. Tennessee, 1/1/12

### MOST POINTS IN THIRD QUARTER, OPPONENT

- 21 at Indianapolis, 11/14/04
- 17 at Cleveland, 10/20/02
- 14 Nine times, last at Oakland, 12/21/08
- 13 vs. Indianapolis, 9/23/07
- 10 10 times, last at Denver, 12/26/10

### MOST POINTS IN FOURTH QUARTER, OPPONENT

- 23 at New Orleans, 9/25/11
- 22 vs. Baltimore, 11/9/08
- 21 Three times, last vs. Indianapolis, 11/29/09
- 17 Three times, last at Dallas, 10/15/06
- 16 at New York Jets, 12/5/04

### MOST POINTS IN FIRST QUARTER, BOTH TEAMS

- 24 Texans 10, San Diego 14, 11/7/10
- 21 Six times, last Texans 0 at Tennessee 21, 12/19/10
- 20 Texans 7 at Oakland 13, 12/21/08
- 17 Eight times, last Texans 14 vs. Cleveland 3, 11/6/11

### MOST POINTS IN SECOND QUARTER, BOTH TEAMS

- 31 Texans 24 vs. Arizona 7, 12/18/05
- 28 Four times, last Texans 14 vs. Jacksonville 14, 9/27/09
- 27 Twice, Texans 17 vs. Jacksonville 10, 1/2/11
- 24 Five times, last Texans 7 at Jacksonville 17, 12/6/09
- 21 Eight times, last Texans 7 vs. Baltimore 14, 12/13/10
- 20 Seven times, last at Philadelphia 13, Houston 7, 12/2/10

### MOST POINTS IN THIRD QUARTER, BOTH TEAMS

- 28 Texans 7 at Indianapolis, 21, 11/14/04
- 27 Texans 10 at Cleveland 17, 10/20/02
- 21 Three times, last Texans 7 at Indianapolis 14, 11/16/08
- 18 Texans 10 at Philadelphia 8, 9/29/02
- 17 Four times, last Texans 7 at Indianapolis 10, 11/1/10

### MOST POINTS IN FOURTH QUARTER, BOTH TEAMS

- 37 Texans 14 at New Orleans 23, 9/25/11
- 35 Texans 29 vs. Tennessee 6, 10/21/07
- 34 Texans 13 at Indianapolis 21, 9/17/06
- 30 Texans 20 at New York Jets 10, 11/21/10
- 29 Texans 8 at Jacksonville 21, 10/14/07

### CONSECUTIVE GAMES SCORING A TOUCHDOWN

- 91 10/22/06 through 1/1/12
- 29 12/21/03 through 11/27/05
- 28 9/12/02 through 11/30/03
- 8 12/11/05 through 10/1/06

### CONSECUTIVE GAMES SCORING

- 132 12/14/03 – 1/1/12
- 28 9/8/02 – 12/30/03

### CONSECUTIVE QUARTERS HELD SCORELESS

- 7 4th quarter vs. Atlanta, 11/30/03, through 2nd quarter at Tampa Bay, 12/14/03
- 4 Three times, last 3rd quarter at Buffalo, 9/11/05 through 2nd quarter vs. Pittsburgh, 9/18/05

### CONSECUTIVE QUARTERS HELD SCORELESS, OPPONENTS

- 5 3rd quarter vs. Jacksonville, 1/2/11, through 3rd quarter vs. Indianapolis, 9/11/11
- 4 Four times, last 1st quarter through 4th quarter vs. Tennessee, 11/28/10
- 3 3rd quarter vs. Seattle, 12/13/09, through 1st quarter at St. Louis, 12/20/09
- 3 4th quarter at Cleveland, 11/23/08, through 2nd quarter vs. Jacksonville, 12/1/08
- 3 3rd quarter vs. New Orleans, 11/18/07, through 1st quarter at Cleveland, 11/25/07

### CONSECUTIVE QUARTERS HELD WITHOUT A TOUCHDOWN, OPPONENTS

- 13 vs. Indianapolis, 12/12/04, through vs. Cleveland, 1/2/05
- 8 vs. Cleveland, 12/31/06, through vs. Kansas City, 9/9/07
- 6 at Cleveland, 11/23/08, through vs. Jacksonville, 12/1/08

### MOST POINTS BY HALF

#### FIRST HALF

- 34 vs. Indianapolis, 9/11/11
- 27 at Miami, 12/27/09
- 24 Five times, last vs. Cleveland, 11/6/11
- 21 Five times, last vs. San Francisco, 10/25/09
- 20 Six times, last at Jacksonville, 11/27/11

#### SECOND HALF

- 29 vs. Tennessee, 10/21/07
- 28 vs. Kansas City, 10/17/10
- 28 vs. Minnesota, 10/10/04
- 25 at Buffalo, 11/1/09
- 21 13 times, last at Tampa Bay, 11/13/11
- 20 Three times, last at New York Jets, 11/21/10

### MOST POINTS BY HALF, OPPONENT

#### FIRST HALF

- 35 at San Diego, 10/28/07
- 31 vs. Kansas City, 11/20/05
- 27 at New England, 12/17/06
- 24 Six times, last at Tennessee, 12/19/10
- 22 vs. Tennessee, 10/21/07

#### SECOND HALF

- 30 at New Orleans, 9/25/11
- 29 vs. Baltimore, 11/9/08
- 28 Four times, last vs. Indianapolis, 11/29/09
- 27 Two times, last at Jacksonville, 10/14/07
- 24 Six times, last at Denver, 12/26/10

### MOST POINTS BY HALF, BOTH TEAMS

#### FIRST HALF

- 48 Texans 24 at Tennessee 24, 9/20/09
- 38 Three times, last Texans 21 vs. Jacksonville 17, 9/27/09
- 37 Texans 20 vs. Jacksonville 17, 1/2/11
- 35 Two times, last Texans 21 vs. Jacksonville 14, 12/30/07
- 34 Five times, last Texans 34 vs. Indianapolis 0, 9/11/11

#### SECOND HALF

- 47 Texans 17 at New Orleans 30, 9/25/11
- 45 Texans 28 vs. Kansas City 17, 10/17/10
- 45 Texans 29 vs. Tennessee 16, 10/21/07
- 44 Texans 21 at Indianapolis 23, 9/17/06

## EXTRA POINTS

### SEASON

- 43 Twice: 2009 and 2010
- 40 2007
- 39 2011
- 37 2008



# TEAM SCORING RECORDS

## EXTRA POINTS, CONT.

### GAME

- 6 vs. Jacksonville, 12/30/07
- 5 Three times, last at Tennessee, 10/23/11
- 4 17 times, last at Tampa Bay, 11/13/11
- 3 37 times, last vs. Cleveland, 11/6/11

### SEASON, OPPONENT

- 50 2010
- 47 2005
- 44 2008
- 42 2007
- 40 2003

### GAME, OPPONENT

- 7 twice, last at New Orleans, 9/25/11
- 6 Three times, last vs. Kansas City, 11/20/05
- 5 10 times, last vs. Indianapolis, 11/29/09

## TWO-POINT CONVERSIONS

### SEASON

- 2 2007
- 2 2006
- 2 2002
- 1 2010
- 1 2009
- 1 2005
- 1 2004
- 1 2008

### GAME

- 1 12 times, last vs. Baltimore, 12/13/10

## DEFENSIVE TOUCHDOWNS

### SEASON

- 5 2004
- 3 2009
- 3 2002
- 2 2007
- 2 2006
- 1 2011
- 1 2008
- 1 2003

### GAME

- 2 at Pittsburgh, 12/8/02
- 1 20 times, last at Tennessee, 10/23/11

## SCORING MARGIN

### MARGIN OF VICTORY

- 34 at Tennessee, 10/23/11
- 29 vs. Cincinnati, 10/26/08
- 28 at Tampa Bay, 11/13/11
- 27 Twice, last vs. Indianapolis, 9/11/11
- 23 vs. Oakland, 10/4/09

### MARGIN OF DEFEAT

- 35 at Indianapolis, 11/14/04
- 35 vs. Cincinnati, 11/03/02
- 33 at New England, 12/17/06
- 32 at Seattle, 10/16/05
- 28 Four times, last vs. Baltimore, 11/9/08

### COMEBACK VICTORIES (POINTS BEHIND)

- 18 vs. Tennessee, 11/28/04, 31-21 final
- 17 at Washington, 9/19/10, 30-27 final (OT)

- 14 vs. New England, 1/3/10, 34-27 final
- 14 at Tennessee, 9/20/09, 34-31 final
- 14 at Carolina, 9/16/07, 34-21 final
- 11 vs. Miami, 10/12/08, 29-28 final
- 10 vs. Kansas City, 10/17/10, 35-31 final
- 10 vs. Chicago, 12/28/08, 31-24 final

### LARGEST DEFICIT OVERCOME

- 25 vs. Tennessee, 10/21/07, down 32-7, 36-38 final
- 21 vs. Baltimore, 12/13/10, down 21-0 and 28-7, 28-34 final (OT)
- 21 at Arizona, 10/11/09, down 21-0, 21-28 final
- 21 vs. Minnesota, 10/10/04, down 21-0, 28-34 final (OT)
- 18 vs. Tennessee, 11/28/04, down 21-3, 31-21 final

### LARGEST LEAD BEFORE OPPONENT SCORES

- 34 vs. Indianapolis, 9/11/11
- 27 Twice, last at Tennessee, 10/23/11
- 24 vs. Seattle, 12/13/09
- 21 Three times, last vs. San Francisco, 10/25/09
- 20 vs. Tennessee, 11/28/10
- 17 Five times, last at Denver, 12/26/09

## SCORING DRIVES

### LONGEST SCORING DRIVE (YARDS)

- 99 vs. Baltimore, 12/13/10, 15 plays, TD
- 98 vs. Tennessee, 10/21/07, 7 plays, TD
- 98 vs. Tennessee, 10/12/03, 2 plays, TD
- 96 vs. Kansas City, 9/21/03, 9 plays, TD
- 95 vs. Pittsburgh, 10/2/11, 19 plays, TD

### LONGEST SCORING DRIVE (PLAYS)

- 19 vs. Pittsburgh, 10/2/11, 95 yards, TD
- 19 vs. Atlanta, 12/4/11, 85 yards, TD
- 18 at New York Giants, 11/5/06, 80 yards, TD
- 16 Eight times, last vs. Baltimore, 12/13/10, 70 yards, FG
- 15 11 times, last vs. Oakland, 10/9/11, 72 yards, FG
- 14 14 times, last at Tampa Bay, 11/13/11, 80 yards, FG

### LONGEST SCORING DRIVE (TIME)

- 10:55 vs. Pittsburgh, 10/2/11, 19 plays, 95 yards, TD
- 10:41 vs. Atlanta, 12/4/11, 19 plays, 85 yards, TD
- 10:26 vs. Kansas City, 9/9/07, 15 plays, 65 yards, FG
- 10:08 vs. Detroit, 10/19/08, 15 plays, 79 yards, TD
- 9:29 vs. Indianapolis, 12/24/06, 15 plays, 51 yards, FG

### SHORTEST SCORING DRIVE (YARDS)

- 7 at Tennessee, 9/21/08, 4 plays, FG
- 5 at Pittsburgh, 12/8/02, 4 plays, FG
- 4 at Pittsburgh, 9/7/08, 4 plays, FG
- 1 at Jacksonville, 11/27/11, 4 plays, FG
- 1 vs. Jacksonville, 9/28/03, 4 plays, FG
- 0 vs. Cleveland, 11/6/11, 1 play, FG
- 1 at Denver, 11/7/04, 1 play, TD
- 2 at Jacksonville, 12/6/09, 4 plays, FG
- 2 vs. Dallas, 9/8/02, 4 plays, FG
- 3 vs. New Orleans, 11/18/07, 4 plays, FG

### SHORTEST SCORING DRIVE (PLAYS)

- 1 13 times, last at Tampa Bay, 11/13/11, 80 yards, TD
- 2 13 times, last at Indianapolis, 12/22/11, 17 yards, TD
- 3 14 times, last at Tampa Bay, 11/13/11, 90 yards, TD
- 4 26 times, last at Cincinnati, 12/11, 17 yards, T

### SHORTEST SCORING DRIVE (TIME)

- 0:02 vs. Cleveland, 11/6/11, 1 play, 0 yards, FG
- 0:04 vs. San Diego, 11/7/10, 1 play, 8 yards, TD
- 0:04 vs. Jacksonville, 12/1/08, 1 play, 7 yards, TD
- 0:04 at Denver, 11/7/04, 1 play, 1 yard, TD
- 0:07 vs. Jacksonville, 12/1/08 1 play, 40 yards, TD
- 0:09 at New York Jets, 11/21/10, 1 play, 43 yards, TD
- 0:09 vs. Baltimore, 11/9/08, 1 play, 60 yards, TD



# TEAM TOTAL OFFENSE RECORDS

## MOST NET YARDS GAINED, SEASON

6,186 2010  
6,129 2009  
6,113 2008  
5,954 2011  
5,337 2007

## MOST NET YARDS GAINED, GAME

549 at Green Bay, 12/7/08  
526 at Washington, 9/19/10  
518 at Tennessee, 10/23/11  
497 vs. Jacksonville, 1/2/11  
489 vs. Baltimore, 12/13/10

## FEWEST NET YARDS GAINED, SEASON

3,572 2002  
4,053 2005  
4,306 2003  
4,465 2006  
5,128 2004

## FEWEST NET YARDS GAINED, GAME

47 at Pittsburgh, 12/8/02  
107 at Tampa Bay, 12/14/03  
118 at San Diego, 9/15/02  
120 at Buffalo, 9/11/05  
124 at Jacksonville, 12/7/03

## MOST NET YARDS ALLOWED, SEASON

6,082 2003  
6,031 2010  
5,824 2005  
5,507 2007  
5,458 2004

## MOST NET YARDS ALLOWED, GAME

535 at Tennessee, 10/12/03  
515 at Indianapolis, 9/17/06  
510 vs. Minnesota, 10/10/04  
495 vs. Washington, 9/24/06  
491 at Jacksonville, 11/14/10

## FEWEST NET YARDS ALLOWED, SEASON

4,571 2011  
5,198 2009  
5,230 2002  
5,385 2008  
5,400 2006

## FEWEST NET YARDS ALLOWED, GAME

126 at Jacksonville, 12/26/04  
148 at Tennessee, 10/23/11  
162 vs. Tennessee, 11/28/10  
165 vs. Oakland, 10/4/09  
172 vs. Cleveland, 11/6/11

## MOST NET YARDS GAINED, SEASON, BOTH TEAMS

12,217 2010  
11,498 2008  
11,327 2009  
10,844 2007  
10,586 2004

## MOST NET YARDS GAINED, GAME, BOTH TEAMS

993 Texans 458 at Tennessee 535, 10/12/03  
947 Texans 526 at Washington 421, 9/19/10  
937 Texans 549 at Green Bay 388, 12/7/08  
927 Texans 473 at New Orleans 454, 9/25/11  
920 Texans 410 vs. Minnesota 510, 10/10/04

## FEWEST NET YARDS GAINED, SEASON, BOTH TEAMS

8,802 2002  
9,865 2006  
9,877 2005  
10,388 2003  
10,525 2011

## FEWEST NET YARDS GAINED, GAME, BOTH TEAMS

385 Texans 118 at San Diego 267, 9/15/02  
426 Texans 124 at Oakland 302, 12/3/06  
428 Texans 198 at New England 230, 12/17/06  
436 Texans 120 at Buffalo 316, 9/11/05  
443 Texans 165 at Indianapolis 278, 12/1/02

## MOST NET YARDS GAINED, FIRST HALF

364 vs. Seattle, 12/13/09  
306 at Miami, 12/27/09  
303 at Tennessee, 10/23/11  
301 at New Orleans, 9/25/11  
286 vs. Jacksonville, 1/2/11

## MOST NET YARDS GAINED, SECOND HALF

309 vs. Tennessee, 10/21/07  
306 vs. Kansas City, 10/17/10  
301 vs. Baltimore, 12/13/10  
288 at Jacksonville, 11/14/10  
286 at Arizona, 10/11/09

## FEWEST NET YARDS GAINED, FIRST HALF

21 at Pittsburgh, 12/8/02  
24 vs. Tennessee, 10/21/07  
46 at Tampa Bay, 12/14/03  
47 at San Diego, 9/15/02  
53 at Oakland, 12/3/06

## FEWEST NET YARDS GAINED, SECOND HALF

-4 vs. Indianapolis, 10/23/05  
26 at Pittsburgh, 12/8/02  
47 Twice, last at Jacksonville, 11/27/11  
58 vs. Green Bay, 11/21/04  
61 at Tampa Bay, 12/14/03

## MOST NET YARDS ALLOWED, FIRST HALF

299 vs. Washington, 9/24/06  
297 at Arizona, 10/11/09  
292 at Indianapolis, 12/23/07  
292 vs. Kansas City, 11/20/05  
291 at Tennessee, 10/12/03

## MOST NET YARDS ALLOWED, SECOND HALF

302 at Indianapolis, 11/16/05  
295 vs. New England, 11/23/03  
291 at Jacksonville, 11/14/10  
282 at Denver, 12/26/10  
277 at New Orleans, 9/25/11

## FEWEST NET YARDS ALLOWED, FIRST HALF

50 vs. San Francisco, 10/25/09  
54 vs. Tennessee, 11/28/10  
61 at Jacksonville, 12/26/04  
70 vs. Cleveland, 11/6/11  
71 vs. Jacksonville, 10/22/06

## FEWEST NET YARDS ALLOWED, SECOND HALF

41 at San Diego, 10/28/07  
43 at Arizona, 10/11/09  
46 vs. Oakland, 10/4/09  
61 vs. Jacksonville, 10/30/11  
65 at Jacksonville, 12/26/04

## MOST NET YARDS GAINED, FIRST QUARTER

185 at New Orleans, 9/25/11  
184 at Tampa Bay, 11/13/11  
174 vs. Seattle, 12/13/09  
161 at Oakland, 10/3/10  
154 vs. Jacksonville, 1/2/11

## MOST NET YARDS GAINED, SECOND QUARTER

207 at Tennessee, 10/23/11  
190 vs. Seattle, 12/13/09  
179 at Miami, 12/27/09  
174 vs. Buffalo, 10/13/02  
173 at Washington, 9/19/10



# TEAM TOTAL OFFENSE RECORDS

## MOST NET YARDS GAINED, THIRD QUARTER

183	at Oakland, 10/3/10
175	vs. Carolina, 12/18/11
170	at Jacksonville, 11/14/10
169	at Indianapolis, 11/8/09
155	at Philadelphia, 12/2/10

## MOST NET YARDS GAINED, FOURTH QUARTER

253	vs. Tennessee, 10/21/07
196	at Arizona, 10/11/09
194	vs. Baltimore, 12/13/10
189	at Indianapolis, 9/17/06
185	vs. Kansas City, 10/17/10

## FEWEST NET YARDS GAINED, FIRST QUARTER

-5	at Indianapolis, 11/14/04
-3	at Buffalo, 9/11/05
4	at Pittsburgh, 12/8/02
6	at Tennessee, 12/19/10
11	vs. Tennessee, 10/21/07

## FEWEST NET YARDS GAINED, SECOND QUARTER

4	at San Francisco, 1/1/06
6	at San Diego, 9/15/02
9	vs. New England, 11/23/03
11	at Oakland, 12/3/06
13	vs. Tennessee, 10/21/07

## FEWEST NET YARDS GAINED, THIRD QUARTER

2	vs. Pittsburgh, 10/2/11
7	at Kansas City, 9/26/04
10	vs. Philadelphia, 9/10/06
11	at New York Jets, 11/26/06
11	at New York Jets, 11/21/10

## FEWEST NET YARDS GAINED, FOURTH QUARTER

-17	vs. Indianapolis, 10/23/05
-9	at Cincinnati, 11/9/03
8	vs. Arizona, 12/18/05
8	at Pittsburgh, 12/8/02
14	Twice, last at New York Giants, 11/5/06

## MOST NET YARDS ALLOWED, FIRST QUARTER

220	vs. Buffalo, 11/19/06
191	at Indianapolis, 11/8/09
171	vs. Pittsburgh, 9/18/05
166	vs. San Diego, 11/7/10
160	at Philadelphia, 12/2/10

## MOST NET YARDS ALLOWED, SECOND QUARTER

193	vs. Philadelphia, 9/10/06
177	vs. Tennessee, 12/21/03
170	at Jacksonville, 12/6/09
168	at Indianapolis, 12/23/07
165	vs. Tennessee, 10/21/07

## MOST NET YARDS ALLOWED, THIRD QUARTER

224	at Indianapolis, 11/16/08
170	at Denver, 12/26/10
168	vs. Jacksonville, 9/28/03
164	at Tennessee, 12/2/07
158	vs. Dallas, 9/8/02

## MOST NET YARDS ALLOWED, FOURTH QUARTER

224	vs. Indianapolis, 9/12/10
213	at Jacksonville, 11/14/10
210	vs. Green Bay, 11/21/04
201	at New Orleans, 9/25/11
176	at Carolina, 9/16/07

## FEWEST NET YARDS ALLOWED, FIRST QUARTER

-9	vs. New York Jets, 9/13/03
-1	at Jacksonville, 12/26/04
1	vs. San Francisco, 10/25/09
4	vs. Detroit, 10/18/08
5	vs. Indianapolis, 9/11/11

## FEWEST NET YARDS ALLOWED, SECOND QUARTER

11	at Carolina, 9/16/07
17	at New Orleans, 9/14/03
26	vs. Buffalo, 11/19/06
26	at Cleveland, 10/20/02
27	at Tennessee, 11/10/02

## FEWEST NET YARDS ALLOWED, THIRD QUARTER

1	at Tampa Bay, 11/13/11
6	at Cincinnati, 10/18/09
7	vs. Baltimore, 12/13/10
9	at Indianapolis, 11/8/09
10	at Chicago, 12/19/04

## FEWEST NET YARDS ALLOWED, FOURTH QUARTER

2	at Pittsburgh, 9/7/08
3	vs. Dallas, 9/8/02
7	at Tennessee, 9/21/08
9	at Arizona, 10/11/09
11	at Tennessee, 10/23/11

# TEAM RUSHING RECORDS

## RUSHING YARDS

### SEASON

2,448	2011
2,042	2010
1,882	2004
1,846	2008
1,816	2005

### GAME

261	vs. Cleveland, 11/6/11
257	vs. Indianapolis, 9/12/10
249	at Oakland, 10/3/10
244	vs. Jacksonville, 1/2/11
222	at Tennessee, 10/23/11

### FEWEST, SEASON

1,347	2002
1,475	2009
1,586	2007
1,651	2003
1,687	2006

## FEWEST, GAME

24	vs. New York Giants, 10/10/10
25	at New York Jets, 11/26/06
28	vs. Tennessee, 12/29/02
30	at Tennessee, 12/19/10
34	at Dallas, 10/15/06
34	at Buffalo, 11/16/03

## ALLOWED, SEASON

2,370	2003
2,303	2005
2,089	2002
1,963	2008
1,956	2006

## ALLOWED, GAME

320	at Seattle, 10/16/05
247	at Washington, 12/22/02
244	at Jacksonville, 10/14/07
240	at Tennessee, 9/20/09
240	at Cincinnati, 11/9/03





# TEAM RUSHING RECORDS

## RUSHING YARDS, CONT.

### FEWEST ALLOWED, SEASON

1,536 2011  
1,711 2009  
1,751 2010  
1,825 2007  
1,843 2004

### FEWEST ALLOWED, GAME

18 at Washington, 9/19/10  
24 vs. Tennessee, 11/28/10  
27 at New York Jets, 11/26/06  
39 Twice, last vs. Arizona, 12/18/05  
44 Three times, last vs. Cleveland, 11/6/11

### SEASON, BOTH TEAMS

4,119 2005  
4,021 2003  
3,984 2011  
3,809 2008  
3,793 2010

### GAME, BOTH TEAMS

442 Texans 244 vs. Jacksonville 198, 1/2/11  
387 Texans 67 at Seattle 320, 10/16/05  
380 Texans 140 at Cincinnati 240, 11/9/03  
367 Texans 249 at Oakland 118, 10/3/10  
360 Texans 132 vs. Kansas City 228, 10/17/10

### FEWEST, SEASON, BOTH TEAMS

3,186 2009  
3,411 2007  
3,436 2002  
3,641 2006

### FEWEST, GAME, BOTH TEAMS

52 Texans 25 at New York Jets 27, 11/26/06  
76 Texans 58 at Washington 18, 9/19/10  
89 Texans 45 at Arizona 44, 10/11/09  
131 Texans 24 vs. New York Giants 117, 10/10/10  
132 Twice, last Texans 24 vs. Indianapolis 30, 9/23/07

## ATTEMPTS

### SEASON

546 2011  
481 2004  
437 2005  
432 2008  
431 2006

### GAME

47 at Tennessee, 10/23/11  
44 Twice, last at Tampa Bay, 11/13/11  
42 Three times, last vs. Indianapolis, 9/12/10  
41 Three times, last vs. Indianapolis, 9/11/11  
40 Twice, last vs. Cleveland, 11/6/11

### FEWEST, SEASON

417 2007  
421 2003  
423 2010  
424 2002  
425 2009

### FEWEST, GAME

12 vs. Tennessee, 10/21/07  
13 vs. New York Jets, 9/13/09  
14 at New York Jets, 11/26/06  
15 vs. New York Giants, 10/10/10  
16 Three times, last vs. Baltimore, 11/9/08

## ATTEMPTS, continued

### SEASON, OPPONENT

533 2003  
509 2002  
506 2005  
446 2006  
438 2008

### GAME, OPPONENT

57 at Cincinnati, 11/9/03  
47 at San Francisco, 1/1/06  
46 at Washington, 12/22/02  
42 Five times, last vs. Tennessee, 11/23/09  
41 vs. New England, 11/23/03

### FEWEST, SEASON, OPPONENT

378 2011  
396 2009  
417 2007  
417 2004  
433 2010

### FEWEST, GAME, OPPONENT

10 vs. Indianapolis, 9/12/10  
12 vs. Tennessee, 11/28/10  
12 vs. Jacksonville, 10/31/04  
13 vs. Arizona, 12/18/05  
14 vs. Miami, 10/1/06

## RUSHING AVERAGE

### SEASON

4.8 2010  
4.5 2011  
4.3 2008  
4.2 2005  
3.9 Three times; 2003, 2004 and 2006

### GAME

7.4 at Cincinnati, 11/9/03  
7.2 vs. Buffalo, 11/19/06  
7.1 at Indianapolis, 11/16/08  
7.1 vs. Tennessee, 11/28/04  
6.9 at Oakland, 10/3/10

### LOWEST, SEASON

3.2 2002  
3.5 2009  
3.8 2007  
3.9 2003  
3.9 2004  
3.9 2006

### LOWEST, GAME

1.2 at Buffalo, 11/16/03  
1.3 vs. Tennessee, 12/29/02  
1.4 at Pittsburgh, 12/8/02  
1.6 vs. New York Giants, 10/10/10  
1.8 at New York Jets, 11/26/06  
1.8 at Tennessee, 12/19/10

### SEASON, OPPONENT

4.6 2005  
4.5 2008  
4.4 2007  
4.4 2006  
4.4 2004  
4.4 2003



# TEAM RUSHING RECORDS

## RUSHING AVERAGE , CONT.

### GAME, OPPONENT

- 9.4 at Jacksonville, 10/14/07
- 9.2 at Tennessee, 9/20/09
- 7.6 Twice, last at Seattle, 10/16/05
- 6.6 vs. Tennessee, 12/10/06
- 6.5 Three times, last at Buffalo, 11/16/03

### LOWEST, SEASON, OPPONENT

- 4.0 2010
- 4.1 2002
- 4.1 2011
- 4.3 2009
- 4.4 Four times, last in 2007

### LOWEST, GAME, OPPONENT

- 1.0 at New York Jets, 11/26/06
- 1.1 at Washington, 9/19/10
- 2.0 vs. Tennessee, 11/28/10
- 2.0 vs. Oakland, 10/4/09
- 2.1 Three times, last vs. Cleveland, 11/6/11

## RUSHING TOUCHDOWNS

### SEASON

- 20 2010
- 18 2011
- 16 2004 and 2008
- 14 2003
- 13 2006 and 2009

### GAME

- 3 10 times, last at Tampa Bay, 11/13/11
- 2 25 times, last vs. Jacksonville, 10/30/11
- 1 51 times, last vs. Tennessee, 1/1/12

### SEASON, OPPONENT

- 21 2005
- 18 2008
- 17 2009
- 16 2006 and 2010
- 15 2007

### GAME, OPPONENT

- 5 at Seattle, 10/16/05
- 4 Twice, last vs. Jacksonville, 9/27/09
- 3 Five times, last at Pittsburgh, 9/7/08
- 2 31 times, last vs. Carolina, 12/18/11

## 100-YARD RUSHING GAMES BY AN INDIVIDUAL

### SEASON

- 11 2011
- 8 2010
- 5 2004 and 2008
- 4 2003
- 3 2005
- 2 2006 and 2009

### SEASON, OPPONENT

- 10 2005
- 7 2003 and 2004
- 6 2007
- 5 2002 and 2008
- 4 2006, 2009 and 2010

## CONSECUTIVE GAMES WITH A RUSHING TOUCHDOWN

### TEXANS

- 7 at Oakland, 10/3/10, through at New York Jets, 11/21/10
- 6 vs. Tennessee, 11/28/04, through vs. Cleveland, 1/2/05
- 6 at Tennessee, 10/23/11, through vs. Atlanta, 12/4/11
- 5 at Oakland, 12/3/06, through vs. Cleveland, 12/31/06
- 5 vs. Tennessee, 11/28/04, through at Jacksonville, 12/26/04
- 4 vs. Indianapolis, 10/5/08, through vs. Cincinnati, 10/26/08
- 4 vs. New York Jets, 10/19/03, through at Cincinnati, 11/9/03

### OPPONENT

- 6 at Pittsburgh, 9/7/08, through vs. Detroit, 10/19/08
- 5 at Washington, 9/19/10 through vs. Kansas City, 10/17/10
- 5 at Buffalo, 11/1/09 through at Jacksonville, 12/6/09
- 5 at Dallas, 10/15/06, through at Jacksonville, 11/12/06
- 5 at Jacksonville, 11/6/05, through at Baltimore, 12/4/05
- 5 at New Orleans, 9/14/03, through vs. New York Jets, 10/19/03
- 5 at Philadelphia, 12/2/10, through vs. Jacksonville, 1/2/11
- 4 at New York Jets, 11/26/06, through at New England, 12/17/06
- 4 at Philadelphia, 9/29/02, through at Jacksonville, 10/27/02

# TEAM PASSING RECORDS

## NET YARDS PASSING

### MOST, SEASON

- 4,654 2009
- 4,267 2008
- 4,144 2010
- 3,748 2007
- 3,506 2011

### MOST, GAME

- 468 at Washington, 9/19/10
- 408 at Green Bay, 12/7/08
- 403 vs. Oakland, 10/9/11
- 385 at Cincinnati, 10/18/09
- 378 vs. Baltimore, 12/13/10

### FEWEST, SEASON

- 2,225 2002
- 2,237 2005
- 2,655 2003
- 2,778 2006
- 3,246 2004

### FEWEST, GAME

- 5 at Oakland, 12/3/06
- 6 vs. Indianapolis, 10/23/05
- 10 at Pittsburgh, 12/8/02
- 25 at Buffalo, 9/11/05
- 29 at San Diego, 9/15/02



# TEAM PASSING RECORDS

## NET YARDS PASSING, CONT.

### MOST ALLOWED, SEASON

4,280 2010  
3,712 2003  
3,682 2007  
3,615 2004  
3,521 2005

### MOST ALLOWED, GAME

421 at Tennessee, 10/12/03  
419 vs. Indianapolis, 9/12/10  
403 at Washington, 9/19/10  
390 at Indianapolis, 9/17/06  
388 vs. Minnesota, 10/10/04

### FEWEST ALLOWED, SEASON

3,035 2011  
3,141 2002  
3,423 2008  
3,444 2006  
3,487 2009

### FEWEST ALLOWED, GAME

31 at Jacksonville, 12/26/04  
86 at Tennessee, 10/29/06  
90 vs. Jacksonville, 10/30/11  
95 at Tennessee, 10/23/11  
107 at Buffalo, 11/1/09

### MOST, SEASON, BOTH TEAMS

8,424 2010  
8,141 2009  
7,690 2008  
7,430 2007  
6,861 2004

### MOST, GAME, BOTH TEAMS

871 Texans 468 at Washington 403, 9/19/10  
788 Texans 367 at Tennessee 421, 10/12/03  
746 Texans 358 vs. Minnesota 388, 10/10/04  
718 Texans 364 at New Orleans 354, 9/25/11  
687 Texans 408 at Green Bay 279, 12/7/08

### FEWEST, SEASON, BOTH TEAMS

5,366 2002  
5,758 2005  
6,222 2006  
6,367 2003  
6,541 2011

### FEWEST, GAME, BOTH TEAMS

153 Texans 122 at Jacksonville 31, 12/26/04  
172 Texans 29 at San Diego 143, 9/15/02  
184 Texans -5 at Oakland 189, 12/3/06  
189 Texans 25 at Buffalo 164, 9/11/05  
218 Texans 93 at New England 125, 12/14/06

## GROSS YARDS PASSING

### MOST, SEASON

4,803 2009  
4,474 2008  
4,370 2010  
3,925 2007  
3,696 2011

### MOST, GAME

497 at Washington, 9/19/10  
416 vs. Oakland, 10/9/11  
414 vs. Green Bay, 12/7/08  
393 vs. Baltimore, 12/13/10  
392 at Cincinnati, 10/18/09

### FEWEST, SEASON

2,636 2002  
2,661 2005  
2,841 2003  
3,032 2006  
3,547 2004

### FEWEST, GAME

32 at Oakland, 12/3/06  
33 at Pittsburgh, 12/8/02  
48 vs. Indianapolis, 10/23/05  
64 at Tampa Bay, 12/14/03  
70 at Buffalo, 9/18/05

### MOST ALLOWED, SEASON

4,499 2010  
3,878 2007  
3,835 2003  
3,776 2004  
3,727 2005

### MOST ALLOWED, GAME

433 vs. Indianapolis, 9/12/10  
426 at Washington, 9/19/10  
421 at Tennessee, 10/12/03  
400 at Indianapolis, 9/17/06  
396 vs. Minnesota, 10/10/04

### FEWEST ALLOWED, SEASON

3,322 2011  
3,378 2002  
3,598 2008  
3,635 2006  
3,674 2009

### FEWEST ALLOWED, GAME

54 at Jacksonville, 12/26/04  
87 at Tennessee, 10/29/06  
97 vs. Jacksonville, 10/30/11  
109 at Tennessee, 11/10/02  
116 Twice, last at Tennessee, 10/23/11

## PASS ATTEMPTS

### MOST, SEASON

593 2009  
574 2010  
555 2008  
529 2007  
481 2006

### MOST, GAME

62 vs. Baltimore, 12/13/10  
54 at New York Jets, 11/26/06  
54 at Tennessee Titans, 12/19/10  
52 at Washington, 9/19/10  
51 vs. Oakland, 10/9/11

### FEWEST, SEASON

439 2003  
447 2002  
449 2005  
467 2011  
471 2004

### FEWEST, GAME

9 vs. Indianapolis, 10/23/05  
10 at Pittsburgh, 12/8/02  
14 at Oakland, 12/3/06  
15 Twice, last at Tampa Bay, 11/13/11  
16 at Indianapolis, 12/22/11



# TEAM PASSING RECORDS

## PASS ATTEMPTS, CONT.

### MOST, SEASON, OPPONENT

548 2009  
547 2010  
546 2007  
538 2011  
530 2004

### MOST, GAME, OPPONENT

58 at Pittsburgh, 12/8/02  
57 vs. Indianapolis, 9/12/10  
55 at Miami, 12/27/09  
50 at Indianapolis, 11/8/09  
50 vs. Green Bay, 11/21/04  
50 vs. Minnesota, 10/10/04

### FEWEST, SEASON, OPPONENT

469 2005  
471 2008  
502 2003  
505 2006  
512 2002

### FEWEST, GAME, OPPONENT

11 at San Diego, 10/28/07  
15 at Tennessee, 10/29/06  
18 Twice, last at Minnesota, 11/2/08  
20 at Seattle, 10/16/05  
21 Three times, last vs. Pittsburgh, 9/18/05

## PASS COMPLETIONS

### MOST, SEASON

399 2009  
367 2008  
365 2010  
346 2007  
329 2006

### MOST, GAME

39 at New York Jets, 11/26/06  
38 at Washington, 9/19/10  
35 at Arizona, 10/11/09  
35 at Tennessee, 12/19/10  
33 at Tennessee, 10/29/06  
32 at Minnesota, 11/2/08  
32 at Indianapolis, 11/8/09

### FEWEST, SEASON

235 2002  
248 2003  
270 2005  
286 2004  
288 2011

### FEWEST, GAME

3 at Pittsburgh, 12/8/02  
6 Twice, last vs. Indianapolis, 10/23/05  
7 at Oakland, 12/3/06  
9 Four times, last vs. Indianapolis, 9/12/10  
10 Five times, last vs. Cleveland, 10/30/05

### MOST, SEASON, OPPONENT

361 2007  
354 2010  
344 2009  
344 2004  
328 2006

## PASS COMPLETIONS, continued

### MOST, GAME, OPPONENT

40 vs. Indianapolis, 9/12/10  
36 vs. Minnesota, 10/10/04  
35 at Miami, 12/27/09  
34 at Indianapolis, 11/8/09  
33 Twice, last vs. New Orleans, 11/18/07

### FEWEST, SEASON, OPPONENT

279 2011  
281 2002  
295 2008  
297 2003  
304 2005

### FEWEST, GAME, OPPONENT

7 Twice, last at San Diego, 10/28/07  
8 vs. Tennessee, 12/29/02  
10 Three times, last vs. Jacksonville, 10/30/11  
11 at Minnesota, 11/2/08  
12 Six times, last at Miami, 9/18/11

## MOST TOUCHDOWN PASSES

### MOST, SEASON

29 2009  
24 2007  
24 2010  
21 2008  
20 2011

### MOST, GAME

4 at Cincinnati, 10/18/09  
at Tennessee, 9/20/09  
vs. Tennessee, 10/21/07  
3 12 times, last at New Orleans, 9/25/11  
2 39 times, last at Cincinnati, 12/11/11  
1 60 times, last vs. Tennessee, 1/1/12

### MOST, SEASON, OPPONENT

33 2010  
32 2004  
24 2005 and 2008  
23 2002  
22 2006  
22 2003

### MOST, GAME, OPPONENT

5 Twice, last at Indianapolis, 11/14/04  
4 Four times, last vs. San Diego, 11/7/10  
3 26 times, last at New Orleans, 9/25/11  
2 43 times, last vs. Tennessee, 1/1/12  
1 52 times, last at Indianapolis, 12/22/11

## CONSECUTIVE GAMES WITH A PASSING TOUCHDOWN

### TEXANS

16 at Jacksonville, 11/14/10, through vs. Jacksonville, 10/30/11  
12 at Indianapolis, 11/8/09, through at Oakland, 10/3/10  
11 at Jacksonville, 10/14/07, through vs. Jacksonville, 12/30/07  
8 vs. Pittsburgh, 9/18/05, through at Indianapolis, 11/13/05  
6 at Tennessee, 9/20/09, through vs. San Francisco, 10/25/09

### OPPONENT

12 vs. Cleveland, 1/2/05, through vs. St. Louis, 11/27/05  
10 vs. Indianapolis, 9/12/10, through at New York Jets, 11/21/10



# TEAM FIRST DOWNS

## **MOST, SEASON**

360 2010  
340 2009  
340 2008  
321 2011  
300 2004

## **MOST, GAME**

29 Four times, last at Tennessee, 10/23/11  
28 vs. Baltimore, 12/13/10  
27 Twice, last at Philadelphia, 12/2/2010  
26 Five times, last vs. Indianapolis, 9/11/11  
25 Four times, last at Cincinnati, 12/11/11

## **FEWEST, SEASON**

208 2002  
237 2003  
243 2005  
282 2006  
295 2007

## **FEWEST, GAME**

3 at Pittsburgh, 12/8/02  
7 Three times, last at Tampa Bay, 12/14/03  
9 at Jacksonville, 11/27/11  
10 Five times, last at Oakland, 12/3/06  
11 Six times, last vs. New York Giants, 10/10/10

## **MOST ALLOWED, SEASON**

352 2010  
348 2005  
336 2003  
325 2007  
312 2006

## **MOST ALLOWED, GAME**

34 at Indianapolis, 9/17/06  
33 at Indianapolis, 12/23/07  
31 at Seattle, 10/16/05  
30 Three times, last at Indianapolis, 11/16/08  
29 vs. New England, 11/23/03

## **FEWEST ALLOWED, SEASON**

270 2011  
291 2002  
300 2009  
300 2008  
304 2004

## **FEWEST ALLOWED, GAME**

6 at Jacksonville, 12/26/04  
8 vs. Oakland, 10/4/09  
9 vs. Tennessee, 11/28/10  
9 at Buffalo, 11/1/09  
10 Twice, last vs. Cleveland, 11/6/11

## **MOST, SEASON, BOTH TEAMS**

712 2010  
640 2009  
630 2008  
620 2007  
604 2004

## **MOST, GAME, BOTH TEAMS**

55 Texans 27 vs. Indianapolis 28, 11/29/09  
52 Texans 18 at Indianapolis 34, 9/17/06  
51 Texans 18 at Indianapolis 33, 12/23/07  
50 Texans 29 at Washington 21, 9/19/10  
50 Texans 29 vs. New England 21, 1/3/10

## **FEWEST, SEASON, BOTH TEAMS**

499 2002  
573 2003  
591 2011  
591 2005  
594 2006

## **FEWEST, GAME, BOTH TEAMS**

23 Three times, last Texans 9 at Jacksonville 14, 11/27/11  
24 Twice, last Texans 16 vs. Oakland 8, 10/4/09  
25 Texans 19 at Jacksonville 6, 12/26/04  
26 Twice, last Texans 15 at Chicago, 11, 12/19/04

## **RUSHING FIRST DOWNS**

### **MOST, SEASON**

131 2011  
118 2010  
106 2006 and 2008  
103 2004  
96 2007

### **MOST, GAME**

15 vs. Indianapolis, 9/12/10  
14 Three times, last vs. Cleveland, 11/6/11  
12 Five times, last at Tampa Bay, 11/13/11  
11 Twice, last vs. Denver, 12/13/07  
10 Seven times, last vs. San Diego, 11/7/10

### **FEWEST, SEASON**

59 2002  
86 2003  
89 2005  
93 2009  
96 2007

### **FEWEST, GAME**

1 Five times, last vs. Tennessee, 11/23/09  
2 Six times, last vs. Oakland, 10/9/11  
3 19 times, last at Tennessee, 9/20/09  
4 13 times, last at New Orleans, 9/25/11  
5 26 times, last at Jacksonville, 11/27/11

### **MOST, SEASON, OPPONENT**

130 2003  
123 2005  
116 2002  
115 2006  
114 2008

### **MOST, GAME, OPPONENT**

19 at Seattle, 10/16/05  
16 at Cincinnati, 11/9/03  
15 Three times, last vs. Jacksonville, 1/2/11  
14 vs. Baltimore, 11/9/08  
13 vs. Washington, 9/24/06

### **FEWEST, SEASON, OPPONENT**

73 2011  
89 2004  
91 2009  
107 2007  
113 2010

### **FEWEST, GAME, OPPONENT**

1 Three times, last vs. Tennessee, 11/28/10  
2 Seven times, last vs. Tennessee, 1/1/12  
3 11 times, last vs. Baltimore, 12/13/10  
4 20 times, last at Jacksonville, 11/27/11  
5 22 times, last vs. Jacksonville, 10/30/11



# TEAM FIRST DOWNS

## PASSING FIRST DOWNS

### MOST, SEASON

231 2009  
222 2010  
210 2008  
190 2007  
176 2011

### MOST, GAME

23 at Washington, 9/19/10  
21 Twice, last vs. Baltimore, 12/13/10  
20 at Tennessee, 12/19/10  
18 Seven times, last vs. New England, 1/3/10  
17 Eight times, last at Cincinnati, 12/11/11

### FEWEST, SEASON

119 2002  
127 2003  
142 2005  
155 2006  
174 2004

### FEWEST, GAME

1 Twice, last at Pittsburgh, 12/8/02  
2 at Oakland, 12/3/06  
3 at Tampa Bay, 12/14/03  
4 Six times, last at Jacksonville, 11/27/11  
5 Five times, last at Tennessee, 12/11/05

### MOST, SEASON, OPPONENT

211 2010  
197 2007  
194 2004  
188 2005  
179 2003

### MOST, GAME, OPPONENT

21 Three times, last at Indianapolis, 11/16/08  
20 Three times, last at New Orleans, 9/25/11  
19 Twice, last vs. Jacksonville, 12/30/07  
18 Three times, last at Indianapolis, 11/8/09  
17 Six times, last at Washington, 9/19/10

### FEWEST, SEASON, OPPONENT

155 2002  
166 2011  
167 2008  
174 2006  
175 2009

### FEWEST, GAME, OPPONENT

2 at Jacksonville, 12/26/04  
4 at New Orleans, 9/14/03  
5 Seven times, last at Buffalo, 11/1/09  
6 Eight times, last at Tampa Bay, 11/13/11  
7 11 times, last at Jacksonville, 11/27/11

## FIRST DOWNS BY PENALTY

### MOST, SEASON

30 2002  
24 2003 and 2008  
23 2004  
20 2006 and 2010

### MOST, GAME

6 vs. Cincinnati, 11/3/02  
5 Twice, last vs. Tennessee, 12/14/08  
4 at Detroit, 9/19/04  
3 13 times, last vs. Oakland, 10/9/11

### FEWEST, SEASON

9 2007  
12 2005  
14 2011  
16 2009  
20 2006 and 2010

### FEWEST, GAME

0 42 times, last vs. Carolina, 12/18/11  
1 57 times, last at Indianapolis, 12/22/11

### MOST, SEASON, OPPONENT

37 2005  
34 2009  
31 2011  
28 2010  
27 2003

### MOST, GAME, OPPONENT

6 at Indianapolis, 11/8/09  
6 at Indianapolis, 12/22/11  
5 Three times, last vs. Baltimore, 11/9/08  
4 Nine times, last vs. Indianapolis, 11/29/09

### FEWEST, SEASON, OPPONENT

19 2008  
20 2002  
21 2004 and 2007  
23 2006  
27 2003

### FEWEST, GAME, OPPONENT

0 32 times, last vs. Tennessee, 1/1/12  
1 48 times, last vs. Carolina, 12/18/11  
2 42 times, last at Cincinnati, 12/11/11

# FIELD GOALS

### MOST, SEASON

32 2011  
29 2008  
27 2010  
26 2005  
25 2007

### FEWEST, SEASON

17 2004  
18 2003  
19 2006  
21 2009

### MOST ATTEMPTED, SEASON

38 2011  
34 2005  
33 2008  
32 2009  
30 2010

### FEWEST ATTEMPTED, SEASON

22 2003  
24 2002  
24 2004  
25 2006  
29 2007



# FIELD GOALS

## **MOST ATTEMPTED, GAME**

- 7 at Miami, 9/7/03
- 5 Four times, last at Cleveland, 11/23/08
- 4 10 times, last at New Orleans, 9/25/11
- 3 23 times, last vs. Tennessee, 1/1/12

## **MOST CONVERTED, GAME**

- 5 Three times, last vs. Miami, 10/7/07
- 4 Three times, last at New Orleans, 9/25/11
- 3 20 times, last vs. Tennessee, 1/1/12

## **CONSECUTIVE GAMES SCORING FIELD GOALS**

- 15 11/1/10 – 10/9/11
- 10 11/13/05 – 9/17/06
- 9 10/25/09 – 12/27/09
- 9 9/8/02 – 11/10/02
- 8 11/9/08 – 12/28/08
- 8 11/24/02 – 9/14/03

## **MOST FIELD GOALS MADE, SEASON, OPPONENT**

- 30 2011
- 28 2007
- 28 2005
- 28 2003

## **FEWEST FIELD GOALS MADE, SEASON, OPPONENT**

- 20 2009
- 21 2010
- 22 2004
- 24 2002

## **MOST FIELD GOALS ATTEMPTED, SEASON, OPPONENT**

- 36 2011
- 35 2003
- 34 2002
- 33 2007
- 32 2005

## **FEWEST FIELD GOALS ATTEMPTED, SEASON, OPPONENT**

- 23 2009
- 27 2010
- 28 2011
- 29 Three times, last in 2008
- 32 2005

## **MOST FIELD GOALS ATTEMPTED, GAME, OPPONENT**

- 8 vs. Tennessee, 10/21/07\*
- 5 Six times, last at Indianapolis, 12/22/11
- 4 15 times, last at Cincinnati, 12/11/11

## **MOST FIELD GOALS CONVERTED, GAME, OPPONENT**

- 8 vs. Tennessee, 10/21/07\*
- 5 at Baltimore, 10/16/11
- 5 at Buffalo, 9/11/05
- 5 vs. Cleveland, 1/2/05
- 4 Nine times, last at Indianapolis, 12/22/11

## **MOST FIELD GOALS CONVERTED, GAME, BOTH TEAMS**

- 9 Texans 5 vs. Miami 4, 10/7/07
- 8 Texans 0 vs. Tennessee 8, 10/21/07
- 7 Three times, last Texans 3 at Indianapolis 4, 12/22/11
- 6 Eight times, last Texans 3 vs. Tennessee 3, 1/1/12
- 5 17 times, last Texans 3 vs. Cleveland 2, 11/6/11

\* Indicates NFL record.

# PUNTING

## **MOST, SEASON**

- 116 2002
- 97 2003
- 77 2005
- 76 2006
- 74 2011

## **MOST, GAME**

- 11 at Indianapolis, 12/1/02
- 10 Five times, last at Jacksonville, 11/27/11

## **FEWEST, SEASON**

- 53 2008
- 55 2007
- 63 2010
- 67 2009
- 73 2004

## **FEWEST, GAME**

- 1 Twice, last at Buffalo, 11/1/09
- 2 24 times, last vs. Carolina, 12/18/11
- 3 19 times, last vs. Jacksonville, 1/2/11
- 4 32 times, last at Tampa Bay, 11/13/11
- 5 26 times, last vs. Atlanta, 12/4/11

## **MOST YARDS, SEASON**

- 4,720 2002
- 4,028 2003
- 3,256 2011
- 3,161 2006
- 3,009 2004

## **MOST YARDS, GAME**

- 436 at Jacksonville, 11/27/11
- 435 at Indianapolis, 12/1/02
- 421 at Pittsburgh, 12/8/02
- 419 at Jacksonville, 12/7/03
- 412 vs. Dallas, 9/8/02

## **FEWEST YARDS, SEASON**

- 2,240 2008
- 2,296 2007
- 2,650 2010
- 2,866 2009

## **FEWEST YARDS, GAME**

- 39 at Buffalo, 11/1/09
- 47 vs. Miami, 10/7/07
- 59 vs. Cincinnati, 10/26/08
- 59 vs. Carolina, 12/18/11
- 64 vs. Jacksonville, 12/24/05

## **MOST PUNTS, SEASON, OPPONENT**

- 98 2002
- 83 2011
- 76 2009
- 75 2003
- 69 2004

## **MOST PUNTS, GAME, OPPONENT**

- 10 Twice, last at San Francisco, 1/1/06
- 9 Three times, last at Jacksonville, 11/27/11
- 8 Six times, last vs. Jacksonville, 10/30/11



# PUNTING

## FEWEST PUNTS, SEASON, OPPONENT

- 59 2007
- 63 2005
- 65 2006
- 67 2008 and 2010

## FEWEST PUNTS, GAME, OPPONENT

- 0 Twice, last vs. Jacksonville, 10/14/07
- 1 Five times, last at Indianapolis, 11/16/08
- 2 14 times, last at Baltimore, 10/16/11
- 3 31 times, last at New Orleans, 9/25/11

## MOST YARDS, SEASON, OPPONENT

- 3,896 2011
- 3,892 2002
- 3,557 2009
- 3,130 2003
- 2,978 2008

## MOST YARDS, GAME, OPPONENT

- 427 vs. Oakland, 10/4/09
- 405 at Jacksonville, 11/27/11
- 400 at Indianapolis, 12/1/02
- 393 Twice, last at Tennessee, 10/29/06
- 374 vs. Jacksonville, 10/30/11

## FEWEST PUNTING YARDS, SEASON, OPPONENT

- 2,528 2005
- 2,535 2007
- 2,880 2004
- 2,930 2010
- 2,949 2006

## FEWEST PUNTING YARDS, GAME, OPPONENT

- 0 Twice, last vs. Jacksonville, 10/14/07
- 39 vs. Pittsburgh, 9/18/05
- 41 at Seattle, 10/16/05
- 45 at Indianapolis, 9/14/06
- 55 Twice, last at Indianapolis, 11/16/08

## MOST PUNTS, SEASON, BOTH TEAMS

- 214 2002
- 172 2003
- 157 2011
- 143 2009
- 142 2004

## MOST PUNTS, GAME, BOTH TEAMS

- 20 Twice, last Texans 11 at Indianapolis 9, 12/1/02
- 19 Texans 10 at Jacksonville 9, 11/27/11

## FEWEST PUNTS, SEASON, BOTH TEAMS

- 114 2007
- 120 2008
- 130 2010
- 140 2005
- 141 2006

## FEWEST PUNTS, GAME, BOTH TEAMS

- 2 Texans 2 at Jacksonville 0, 10/14/07
- 3 Three times, last Texans 2 at Indianapolis 1, 11/16/08
- 4 Four times, last Texans 2 vs. Jacksonville 2, 11/29/09
- 5 13 times, last Texans 2 at New Orleans 3, 9/25/11
- 6 15 times, last Texans 2 at Cincinnati 4, 12/11/11

## HIGHEST PUNTING AVERAGE, SEASON

- 44.0 2011, 74 punts
- 42.8 2009, 67 punts
- 42.3 2008, 53 punts
- 42.1 2010, 63 punts
- 41.7 2007, 55 punts

## LOWEST PUNTING AVERAGE, SEASON

- 38.8 2005, 77 punts
- 40.7 2002, 116 punts
- 41.2 2004, 73 punts
- 41.5 2003, 97 punts
- 41.6 2006, 76 punts

## HIGHEST PUNTING AVERAGE, GAME (MINIMUM 4 PUNTS)

- 52.8 vs. Atlanta, 12/4/11, 5 punts
- 51.8 at Tennessee, 9/20/09, 5 punts
- 49.8 vs. Tennessee, 11/28/10, 4 punts
- 48.8 vs. Detroit, 10/19/08, 4 punts
- 47.8 at Miami, 9/18/11, 6 punts

## HIGHEST PUNTING AVERAGE, SEASON, OPPONENT

- 46.9 2011, 83 punts
- 46.8 2009, 76 punts
- 45.4 2006, 65 punts
- 44.4 2008, 67 punts
- 43.7 2010, 67 punts

## HIGHEST PUNTING AVERAGE, GAME, OPPONENT (MINIMUM 4 PUNTS)

- 56.8 at Dallas, 10/15/06, 4 punts
- 56.8 at Oakland, 12/3/06, 4 punts
- 53.4 vs. Oakland, 10/4/09, 8 punts
- 52.8 at San Diego, 10/28/07, 5 punts
- 50.9 at Arizona, 10/11/09, 7 punts

## LOWEST PUNTING AVERAGE, SEASON, OPPONENT

- 39.7 2002, 98 punts
- 40.1 2005, 63 punts
- 41.7 2004, 69 punts; 2003, 75 punts
- 43.0 2007, 59 punts
- 43.7 2010, 67 punts

## LOWEST PUNTING AVERAGE, GAME, OPPONENT (MINIMUM 4 PUNTS)

- 25.7 at Washington, 12/22/02, 7 punts
- 30.0 vs. Miami, 10/7/07, 2 punts
- 31.2 at San Francisco, 1/1/06, 10 punts
- 31.3 vs. New England, 11/23/03, 4 punts
- 32.7 Twice, last at Indianapolis, 11/8/09, 3 punts

# PUNT RETURNS

## MOST, SEASON

- 53 2002
- 51 2011
- 45 2009
- 40 2004
- 40 2003

## MOST, GAME

- 7 Three times, last at Jacksonville, 11/27/11
- 5 13 times, last vs. Carolina, 12/18/11
- 4 21 times, last at Cincinnati, 12/11/11

## FEWEST, SEASON

- 23 2006
- 30 2005
- 32 2008
- 33 2007
- 35 2010

## FEWEST, GAME

- 0 12 times, last at Jacksonville, 11/14/10
- 1 38 times, last vs. Tennessee, 1/1/12
- 2 45 times, last vs. Cleveland, 11/6/11





# PUNT RETURNS

## **MOST YARDS, SEASON**

529 2011  
512 2002  
449 2009  
386 2008  
329 2004

## **MOST YARDS, GAME**

100 at Arizona, 10/11/09  
92 vs. Baltimore, 12/15/02  
91 at Jacksonville, 11/27/11  
91 vs. Indianapolis, 9/11/11  
87 vs. Miami, 10/12/08

## **FEWEST YARDS, SEASON**

223 2005  
235 2010  
242 2006  
266 2003  
287 2007

## **FEWEST YARDS, GAME**

-12 vs. Detroit, 10/19/08  
-6 at Denver, 11/7/04  
-4 at Tennessee, 12/2/07  
-3 at Philadelphia, 12/2/10  
-2 Three times, last at Miami, 12/27/09

## **HIGHEST AVERAGE, SEASON**

12.1 2008  
10.5 2006  
10.4 2011  
10.0 2009  
9.7 2002

## **HIGHEST AVERAGE, GAME (MINIMUM 4 RETURNS)**

21.8 vs. Miami, 10/12/08  
20.0 at Arizona, 10/11/09  
18.3 at Buffalo, 11/1/09  
15.8 at San Diego, 9/15/02  
13.0 at Jacksonville, 11/27/11

## **LOWEST AVERAGE, SEASON**

6.7 2010  
6.7 2003  
7.4 2005  
8.2 2004  
8.7 2007

## **LOWEST AVERAGE, GAME (MINIMUM 4 RETURNS)**

-6.0 vs. Detroit, 10.19.08  
-2.0 at Denver, 11/7/04  
-2.0 vs. Tennessee, 12/10/06  
-1.3 at Tennessee, 12/2/07  
-1.0 Three times, last at Miami, 12/27/09

## **MOST RETURNS, SEASON, OPPONENT**

58 2002  
43 2003  
36 2006  
33 2005  
32 2011

## **MOST RETURNS, GAME, OPPONENT**

7 vs. Dallas, 9/8/02  
6 Four times, last at Jacksonville, 12/7/03  
5 Four times, last vs. Oakland, 10/9/11  
4 14 times, last vs. Tennessee, 1/1/12

## **FEWEST PUNT RETURNS, SEASON, OPPONENT**

19 2007  
21 2008  
24 2009  
29 2010  
30 2004

## **FEWEST PUNT RETURNS, GAME, OPPONENT**

0 17 times, last at Cincinnati, 12/11/11  
1 44 times, last at Indianapolis, 12/22/11  
2 52 times, last vs. Atlanta, 12/4/11

## **MOST PUNT RETURN YARDS, SEASON, OPPONENT**

407 2003  
328 2002  
307 2011  
275 2006  
265 2004

## **MOST PUNT RETURN YARDS, GAME, OPPONENT**

80 Twice, last at Oakland, 12/21/08  
73 vs. Kansas City, 9/21/03  
69 at Jacksonville, 10/27/02  
64 vs. Indianapolis, 9/22/02  
59 at Tennessee, 10/29/06

## **FEWEST PUNT RETURN YARDS, SEASON, OPPONENT**

104 2009  
151 2007  
219 2005  
233 2010  
235 2008

## **FEWEST PUNT RETURN YARDS, GAME, OPPONENT**

-4 vs. Oakland, 10/4/09  
-3 at Pittsburgh, 9/7/08  
-2 at San Diego, 9/15/02  
-1 at Indianapolis, 12/1/02  
0 29 times, last at Cincinnati, 12/11/11

## **HIGHEST PUNT RETURN AVERAGE, SEASON, OPPONENT**

11.2 2008  
9.6 2011  
9.5 2003  
8.8 2004  
8.0 2010

## **HIGHEST PUNT RETURN AVERAGE, GAME, OPPONENT (MINIMUM 4 RETURNS)**

17.3 at Jacksonville, 10/27/02  
16.0 vs. Indianapolis, 9/22/02  
10.5 vs. New England, 11/23/03  
10.0 at Miami, 9/18/11  
9.2 at Jacksonville, 12/7/03

## **LOWEST PUNT RETURN AVERAGE, SEASON, OPPONENT**

4.3 2009  
5.7 2002  
6.6 2005  
7.6 2006  
7.9 2007

## **LOWEST PUNT RETURN AVERAGE, GAME, OPPONENT (MINIMUM 4 RETURNS)**

-0.3 at San Diego, 9/15/03  
-0.2 at Indianapolis, 12/1/02  
1.0 at Jacksonville, 11/27/11  
1.0 vs. Carolina, 12/18/11  
1.4 vs. Dallas, 9/8/02

## **MOST TOUCHDOWNS, PUNT RETURNS**

2 2008  
1 2002 and 2011

## **MOST TOUCHDOWNS, PUNT RETURNS, OPPONENT**

1 2008  
1 2006  
1 2005  
1 2003



# KICKOFF RETURNS

## **MOST, SEASON**

84 2005  
80 2003  
77 2002  
74 2007  
72 2008

## **MOST, GAME**

8 Four times, last at Indianapolis, 11/16/08  
7 19 times, last at New York Jets, 11/21/10  
6 12 times, last at Philadelphia, 12/2/10  
5 34 times, last at Cincinnati, 12/11/11

## **FEWEST, SEASON**

29 2011  
64 2009  
67 2010  
69 2004  
71 2006

## **FEWEST, GAME**

0 Four times, last at Tampa Bay, 11/13/11  
1 Nine times, last vs. Tennessee, 1/1/12  
2 12 times, last vs. Carolina 12/18/11

## **MOST YARDS, SEASON**

2,173 2005  
1,961 2007  
1,700 2003  
1,609 2006  
1,550 2008

## **MOST YARDS, GAME**

278 vs. Kansas City, 11/20/05  
266 vs. Indianapolis, 10/23/05  
234 vs. Jacksonville, 12/30/07  
233 vs. Indianapolis, 9/23/07  
207 at Indianapolis, 11/16/08

## **FEWEST YARDS, SEASON**

730 2011  
1,326 2010  
1,449 2009  
1,450 2004  
1,529 2002

## **FEWEST YARDS, GAME**

0 Four times, last at Tampa Bay, 11/13/11  
22 vs. Tennessee, 11/28/10  
23 at Chicago, 12/19/04  
26 at Baltimore, 10/16/11  
27 at Jacksonville, 12/26/04

## **HIGHEST AVERAGE, SEASON**

26.5 2007  
25.9 2005  
25.2 2011  
22.7 2006  
22.6 2009

## **HIGHEST AVERAGE, GAME (MINIMUM 4 RETURNS)**

46.8 vs. Jacksonville, 12/30/07  
38.0 vs. Indianapolis, 10/23/05  
35.4 vs. Cleveland, 10/30/05  
34.8 vs. Kansas City, 11/20/05  
33.3 vs. Indianapolis, 9/23/07

## **LOWEST AVERAGE, SEASON**

19.8 2010  
19.9 2002  
21.0 2004  
21.3 2003  
21.5 2008

## **LOWEST AVERAGE, GAME (MINIMUM 4 RETURNS)**

10.7 at Buffalo, 11/16/03  
11.5 at Chicago, 12/19/04  
11.8 at Cincinnati, 12/11/11  
13.3 vs. Jacksonville, 12/24/05  
13.5 at Detroit, 9/19/04

## **MOST RETURNS, SEASON, OPPONENT**

73 2008  
72 2010  
71 2009  
69 2007  
60 2004

## **MOST RETURNS, GAME, OPPONENT**

7 Five times, last at Tennessee, 9/20/09  
6 17 times, last vs. Cleveland, 11/6/11  
5 27 times, last at Tennessee, 10/23/11  
4 38 times, last vs. Jacksonville, 10/30/11

## **FEWEST RETURNS, SEASON, OPPONENT**

46 2011  
52 2006  
52 2002  
53 2003  
55 2005

## **FEWEST RETURNS, GAME, OPPONENT**

1 14 times, last vs. Tennessee, 1/1/12  
2 20 times, last vs. Atlanta, 12/4/11  
3 34 times, last at Cincinnati, 12/11/11

## **MOST RETURN YARDS, SEASON, OPPONENT**

1,741 2010  
1,630 2008  
1,597 2009  
1,593 2007  
1,386 2004

## **MOST RETURN YARDS, GAME, OPPONENT**

233 vs. Baltimore, 12/13/10  
199 vs. Oakland, 10/3/04  
191 vs. Miami, 10/7/07  
189 at Buffalo, 11/1/09  
187 vs. Chicago, 12/28/08

## **FEWEST RETURN YARDS, SEASON, OPPONENT**

1,030 2011  
1,149 2003  
1,156 2002  
1,194 2005  
1,215 2006

## **FEWEST RETURN YARDS, GAME, OPPONENT**

13 at Tampa Bay, 12/14/03  
14 at Indianapolis, 11/8/09  
17 Twice, last at Indianapolis, 12/22/11  
19 Twice, last vs. Pittsburgh, 9/18/05  
20 vs. New York Jets, 9/13/09

## **HIGHEST RETURN AVERAGE, SEASON, OPPONENT**

24.2 2010  
23.4 2006  
23.1 2007  
23.1 2004  
22.5 2009

## **HIGHEST RETURN AVERAGE, GAME, OPPONENT (MINIMUM 4 RETURNS)**

42.0 at Cleveland, 10/20/02  
39.3 at Detroit, 9/19/04  
38.8 vs. Baltimore, 12/13/10  
36.3 vs. Tennessee, 10/9/05  
31.8 at St. Louis, 12/20/09



# KICKOFF RETURNS

## LOWEST RETURN AVERAGE, SEASON, OPPONENT

21.7 2005  
21.7 2003  
22.2 2002  
22.3 2008  
22.4 2011

## LOWEST RETURN AVERAGE, GAME, OPPONENT (MINIMUM 4 RETURNS)

14.3 at Jacksonville, 10/30/11  
15.0 vs. Green Bay, 11/21/04  
15.8 vs. Dallas, 9/8/02  
18.5 at New Orleans, 9/19/03  
18.8 at Philadelphia, 9/29/02

## MOST TOUCHDOWNS, KICKOFF RETURNS, SEASON

4 2007  
2 2005  
1 2009

## MOST TOUCHDOWNS, KICKOFF RETURNS, GAME

2 vs. Jacksonville, 12/30/7  
1 vs. Oakland, 10/4/09  
1 vs. Tampa Bay, 12/9/07  
1 vs. Indianapolis, 9/23/07  
1 vs. Kansas City, 10/23/05  
1 vs. Indianapolis, 10/23/05

## MOST TOUCHDOWNS, KICKOFF RETURNS, SEASON, OPPONENT

1 2010  
1 2006  
1 2004  
1 2002

## MOST TOUCHDOWNS, KICKOFF RETURNS, GAME, OPPONENT

1 vs. Baltimore, 12/13/10  
1 at New England, 12/17/06  
1 at Detroit, 9/19/04  
1 at Cleveland, 10/20/02

# FUMBLES

## MOST FUMBLES, SEASON

34 2002  
30 2005  
28 2006 and 2008  
26 2007  
22 2004  
21 2009  
20 2011  
18 2003  
15 2010

## MOST FUMBLES, GAME

5 Three times, last at Green Bay, 12/7/08  
4 Nine times, last at Cincinnati, 12/11/11  
3 18 times, last at Jacksonville, 11/27/11  
2 37 times, last at Indianapolis, 12/22/11

## MOST FUMBLES LOST, SEASON

17 2007  
14 2002  
12 2006 and 2008  
11 2004, 2005, 2009 and 2011

## MOST FUMBLES LOST, GAME

3 at Cincinnati, 12/11/11  
3 at Green Bay, 12/7/08  
3 vs. Tennessee, 10/21/07  
3 at Tennessee, 10/29/06

## MOST TOUCHDOWNS, FUMBLE RECOVERY, SEASON

3 2007 and 2004  
2 2009 and 2006  
1 2002 and 2011

## MOST TOUCHDOWNS, FUMBLE RECOVERY, GAME

1 12 times, most recent at Baltimore, 10/16/11

## MOST FUMBLES, SEASON, OPPONENT

25 2009  
24 2005  
23 2007  
23 2002  
22 2004  
19 2008  
18 2003 and 2011  
16 2006 and 2010

## MOST FUMBLES, GAME, OPPONENT

5 at Chicago, 12/19/04  
4 Five times, last at Denver, 12/26/10  
3 17 times, last vs. Indianapolis, 9/11/11  
2 31 times, last at Indianapolis, 12/22/11

## MOST FUMBLES LOST, SEASON, OPPONENT

14 2007  
13 2009  
11 2002 and 2006  
10 2008 and 2011  
9 2005  
8 2003 and 2004

## MOST FUMBLES LOST, GAME, OPPONENT

3 Three times, last vs. Jacksonville, 10/14/07  
2 22 times, last at Cincinnati, 12/11/11  
1 43 times, last vs. Tennessee, 1/1/12

## MOST TOUCHDOWNS, FUMBLE RECOVERY, SEASON, OPPONENT

2 2006  
1 Seven times, last 2011

## MOST TOUCHDOWNS, FUMBLE RECOVERY, GAME, OPPONENT

1 Nine times, last at Jacksonville, 11/27/11



# INTERCEPTIONS

## MOST INTERCEPTIONS THROWN, SEASON

21 2007  
20 2008  
18 2003  
17 2009  
15 2002

## MOST INTERCEPTIONS THROWN, GAME

4 Three times, last vs. Baltimore, 11/9/08  
3 Seven times, last at Jacksonville, 12/6/09  
2 29 times, last vs. Carolina, 12/18/11

## FEWEST INTERCEPTIONS THROWN, SEASON

9 2011  
12 2010  
13 2006  
13 2005  
14 2004

## FEWEST INTERCEPTIONS THROWN, GAME

0 58 times, last at Indianapolis, 12/22/11  
1 61 times, last at Cincinnati, 12/11/11

## MOST INTERCEPTIONS THROWN, SEASON, OPPONENT

22 2004  
17 2011  
14 2003 and 2009  
13 2010  
12 2008

## MOST INTERCEPTIONS THROWN, GAME, OPPONENT

4 Twice, last at Jacksonville, 11/12/06  
3 Six times, last at Tampa Bay, 11/13/11  
2 25 times, last vs. Atlanta, 12/4/11

## FEWEST INTERCEPTIONS THROWN, SEASON, OPPONENT

7 2005  
10 2002  
11 2006 and 2007  
12 2008  
13 2010

## FEWEST INTERCEPTIONS THROWN, GAME, OPPONENT

0 70 times, last at Indianapolis, 12/22/11  
1 54 times, last vs. Cleveland, 11/6/11

## MOST INTERCEPTION RETURN YARDS, SEASON

393 2004  
212 2009  
205 2003  
196 2011  
188 2002

## MOST INTERCEPTION RETURN YARDS, GAME

135 at Pittsburgh, 12/8/02  
102 at Kansas City, 9/26/04  
95 vs. Tennessee, 12/21/03  
86 vs. Oakland, 10/3/04  
70 vs. Seattle, 12/13/09

## MOST INTERCEPTION RETURN YARDS, SEASON, OPPONENT

294 2009  
277 2002  
230 2007  
225 2005  
221 2008

## MOST INTERCEPTION RETURN YARDS, GAME, OPPONENT

106 vs. Cincinnati, 11/3/02  
99 at Tennessee, 9/21/08  
96 at San Diego, 10/28/07  
91 vs. New England, 1/3/10  
77 at Indianapolis, 11/14/04

# TOTAL TURNOVERS

## MOST GIVEAWAYS, SEASON

38 2007 (21 interceptions, 17 fumbles)  
32 2008 (20 interceptions, 12 fumbles)  
29 2002 (15 interceptions, 14 fumbles)  
28 2009 (17 interceptions, 11 fumbles)  
27 2003 (18 interceptions, 9 fumbles)

## FEWEST GIVEAWAYS, SEASON

18 2010 (12 interceptions, 6 fumbles)  
20 2011 (9 interceptions, 11 fumbles)  
24 2005 (13 interceptions, 11 fumbles)  
25 2006 (13 interceptions, 12 fumbles)  
25 2004 (14 interceptions, 11 fumbles)

## MOST GIVEAWAYS, GAME

6 vs. Tennessee, 10/21/07 (3 fumbles, 3 interceptions)  
5 at San Diego, 10/28/07 (1 fumble, 4 interceptions)  
5 at Tennessee, 10/29/06 (3 fumbles, 2 interceptions)  
5 at Buffalo, 9/11/05 (2 fumbles, 3 interceptions)  
4 Nine times, last at Cincinnati, 12/11/11 (3 fumbles, 1 interception)

## FEWEST GIVEAWAYS, GAME

0 30 times, last at Tampa Bay, 11/13/11  
1 49 times, last vs. Tennessee, 1/1/12 (1 fumble)

## MOST TAKEAWAYS, SEASON

30 2004 (22 interceptions, 8 fumble recoveries)  
27 2009 (14 interceptions, 13 fumble recoveries)  
27 2011 (17 interceptions, 10 fumble recoveries)  
25 2007 (11 interceptions, 14 fumble recoveries)  
22 2008 (12 interceptions, 10 fumble recoveries)  
22 2006 (11 interceptions, 11 fumble recoveries)  
22 2003 (14 interceptions, 8 fumble recoveries)

## FEWEST TAKEAWAYS, SEASON

16 2005 (7 interceptions, 9 fumble recoveries)  
18 2010 (13 interceptions, 5 fumble recoveries)  
21 2002 (10 interceptions, 11 fumble recoveries)

## MOST TAKEAWAYS, GAME

5 at Pittsburgh, 12/8/02 (2 interceptions, 3 fumble recoveries)  
5 vs. Jacksonville, 9/28/03 (3 interceptions, 2 fumble recoveries)  
5 vs. Oakland, 10/3/04 (3 interceptions, 2 fumble recoveries)  
5 at Oakland, 12/3/06 (2 interceptions, 3 fumble recoveries)  
5 at Cleveland, 11/23/08 (3 interceptions, 2 fumble recoveries)

## FEWEST TAKEAWAYS, GAME

0 41 times, last vs. Carolina, 12/18/11  
1 52 times, last vs. Tennessee, 1/1/12 (1 fumble recovery)



# SACKS

## MOST SACKS, SEASON

44 2011  
37 2005  
35 2002  
31 2007  
30 2009 and 2010  
28 2006  
25 2008  
24 2004

## MOST SACKS, GAME

7 at Jacksonville, 11/27/11  
7 vs. St. Louis, 11/27/05  
6 vs. Arizona, 12/18/05  
6 at Pittsburgh, 12/8/02  
5 Seven times, last vs. Pittsburgh, 10/2/11

## MOST SACKS, SEASON, OPPONENT

76 2002  
68 2005  
49 2004  
43 2006  
36 2003  
33 2011  
32 2008 and 2010  
25 2009

## MOST SACKS, GAME, OPPONENT

9 at San Diego, 9/15/02  
8 vs. Pittsburgh, 9/18/05  
8 at Cleveland, 10/20/02  
7 Three times, last vs. Tennessee, 10/9/05  
6 Five times, last at Tennessee, 12/11/05

# SAFETIES

## SEASON

3 2002  
2 2009

## SEASON, OPPONENTS

2 2003  
1 2008  
1 2004  
1 2002

## GAME

1 at Jacksonville, 12/6/09  
1 vs. Oakland, 10/4/09  
1 vs. Baltimore, 12/15/02  
1 vs. New York Giants, 11/24/02  
1 vs. Dallas, 9/8/02

## GAME, OPPONENT

2 at Buffalo, 11/16/03  
1 at Jacksonville, 10/27/02  
1 vs. Baltimore, 11/9/08  
1 at Chicago, 12/19/04

# PENALTIES

## MOST PENALTIES, SEASON

136 2002  
121 2003  
106 2005  
106 2004  
99 2011

## MOST PENALTIES, GAME

14 at Indianapolis, 12/1/02  
13 at Indianapolis, 11/8/09  
13 at Seattle, 10/16/05  
12 at San Diego, 9/15/02  
11 10 times, last at Indianapolis, 12/22/11

## FEWEST PENALTIES, SEASON

80 2008  
82 2007  
90 2006 and 2010  
95 2009

## FEWEST PENALTIES, GAME

1 Five times, last vs. Oakland, 10/4/09  
2 Five times, last vs. Cleveland, 11/6/11  
3 13 times, last at Denver, 12/26/10  
4 17 times, last at Miami, 9/18/11  
5 28 times, last at Cincinnati, 12/11/11

## MOST YARDS PENALIZED, SEASON

1,011 2002  
961 2003  
928 2004  
854 2005  
852 2011

## MOST YARDS PENALIZED, GAME

129 vs. Indianapolis, 11/29/09  
127 vs. Tennessee, 12/14/08  
109 at Denver, 11/7/04  
103 at Indianapolis, 11/8/09  
95 at Seattle, 10/16/05

## FEWEST YARDS PENALIZED, SEASON

636 2007  
664 2008  
690 2010  
761 2006  
833 2009

## FEWEST YARDS PENALIZED, GAME

5 Three times, last vs. Oakland, 10/4/09  
10 at Tennessee, 9/21/08  
15 Nine times, last vs. Cleveland, 11/6/11  
17 vs. Jacksonville, 10/22/06  
18 at Pittsburgh, 12/8/02



# PENALTIES

## **MOST PENALTIES, SEASON, OPPONENT**

- 123 2004
- 105 2005 and 2010
- 102 2002
- 96 2006 and 2003

## **MOST PENALTIES, GAME, OPPONENT**

- 14 at Cincinnati, 10/2/05
- 13 Twice, last vs. Oakland, 10/3/04
- 12 Twice, last at Tennessee, 12/19/10
- 11 Six times, last vs. Oakland, 10/9/11
- 10 Five times, last vs. Tennessee, 11/28/10

## **FEWEST PENALTIES, SEASON, OPPONENT**

- 81 2007 and 2008
- 88 2011
- 92 2009
- 96 2003 and 2006
- 102 2002

## **FEWEST PENALTIES, GAME, OPPONENT**

- 1 Twice, last at New York Jets, 11/26/06
- 2 10 times, last vs. Jacksonville, 1/2/11
- 3 10 times, last at Cincinnati, 12/11/11
- 4 25 times, last at Indianapolis, 12/22/11
- 5 23 times, last vs. Jacksonville, 10/30/11

## **MOST YARDS PENALIZED, SEASON, OPPONENT**

- 979 2004
- 955 2002
- 851 2010
- 846 2005
- 792 2006

## **MOST YARDS PENALIZED, GAME, OPPONENT**

- 128 vs. Buffalo, 10/13/02
- 126 vs. Washington, 9/24/06
- 117 Twice, last at Cincinnati, 10/2/05
- 100 vs. Cincinnati, 11/3/02
- 90 vs. Green Bay, 11/21/04

## **FEWEST YARDS PENALIZED, SEASON, OPPONENT**

- 614 2007
- 659 2008
- 686 2011
- 728 2009
- 767 2003

## **FEWEST YARDS PENALIZED, GAME, OPPONENT**

- 5 Twice, last at New York Jets, 11/26/06
- 9 vs. New York Jets, 10/19/03
- 10 Twice, last vs. Chicago, 12/28/08
- 13 at Indianapolis, 10/26/03
- 14 at Oakland, 12/21/08

## **MOST PENALTIES, SEASON, BOTH TEAMS**

- 238 2002
- 229 2004
- 217 2003
- 211 2005
- 195 2010

## **MOST PENALTIES, GAME, BOTH TEAMS**

- 24 Texans 11 vs. Buffalo 13, 10/13/02
- 23 Twice, last Texans 9 at Cincinnati 14, 10/2/05
- 21 Twice, last Texans 9 at Tennessee 12, 12/19/10
- 20 Twice, last Texans 11 at New Orleans 9, 9/14/03

## **FEWEST PENALTIES, SEASON, BOTH TEAMS**

- 161 2008
- 163 2007
- 186 2006
- 187 2011
- 187 2009

## **FEWEST PENALTIES, GAME, BOTH TEAMS**

- 3 Texans 1 at Oakland 2, 12/21/08
- 4 Texans 2 at Jacksonville 2, 9/28/08
- 5 Texans 1 vs. Miami 4, 10/12/08
- 6 Four times, last Texans 2 vs. Cleveland 4, 11/6/11

## **MOST YARDS PENALIZED, SEASON, BOTH TEAMS**

- 1,966 2002
- 1,907 2004
- 1,728 2003
- 1,700 2005
- 1,561 2009

## **MOST YARDS PENALIZED, GAME, BOTH TEAMS**

- 207 Texans 90 at Cincinnati 117, 10/2/05
- 203 Texans 75 vs. Buffalo 128, 10/13/02
- 197 Texans 80 vs. Dallas 117, 9/8/02
- 191 Texans 127 vs. Tennessee 64, 12/14/08



# ATTENDANCE RECORDS

## TOP 10 HOME ATTENDANCE

Attendance	Date	Opponent	Result
71,585	10/2/11	Pittsburgh	W, 17-10
71,545	12/4/11	Atlanta	W, 17-10
71,540	12/18/11	Carolina	L, 28-13
71,512	1/1/12	Tennessee	L, 23-22
71,511	11/6/11	Cleveland	W, 30-12
71,456	9/26/10	Dallas	L, 27-13
71,444	9/11/11	Indianapolis	W, 34-7
71,420	10/9/11	Oakland	L, 25-20
71,413	12/13/10	Baltimore	L, 34-28
71,412	10/30/11	Jacksonville	W, 24-14

## OVERALL HOME ATTENDANCE

Year	Games	Total	Average
2002	8	559,322	69,915
2003	8	563,748	70,468
2004	8	565,192	70,649
2005	8	562,397	70,300
2006	8	561,469	70,184
2007	8	564,159	70,520
2008	8	563,364	70,421
2009	8	564,864	70,608
2010	8	568,643	71,081
2011	8	571,969	71,496

## TOP 10 ROAD ATTENDANCE

Attendance	Date	Opponent	Result
88,240	9/19/10	Washington	W, 30-27
78,843	11/21/10	N.Y. Jets	L, 30-27
78,485	11/5/06	N.Y. Giants	L, 14-10
77,875	12/5/04	N.Y. Jets	L, 29-7
77,433	9/26/04	Kansas City	W, 24-21
76,596	11/26/06	N.Y. Jets	L, 26-11
74,292	11/7/04	Denver	L, 31-13
73,691	12/26/10	Denver	L, 24-23
73,665	9/16/07	Carolina	W, 34-24
73,248	10/20/02	Cleveland	L, 34-17

## OVERALL ROAD ATTENDANCE

Year	Games	Total	Average
2002	8	502,400	62,800
2003	8	497,942	62,242
2004	8	544,857	68,107
2005	8	532,541	66,568
2006	8	524,974	65,622
2007	8	515,869	64,483
2008	8	512,254	64,032
2009	8	484,976	60,622
2010	8	539,982	67,498
2011	8	487,733	60,967



# POSTSEASON RECORDS





# INDIVIDUAL RECORDS

## TOTAL OFFENSE

### YARDS FROM SCRIMMAGE

(Rushing, Receiving)

#### CAREER

- 336 Arian Foster, 2009-11
- 201 Andre Johnson, 2003-11

#### SEASON

- 336 Arian Foster, 2011
- 201 Andre Johnson, 2011

#### GAME

- 182 Arian Foster vs. Cincinnati, 1/17/12 (WC)
- 154 Arian Foster at Baltimore, 1/15/12 (Div)
- 111 Andre Johnson at Baltimore, 1/15/12 (Div)
- 90 Andre Johnson vs. Cincinnati, 1/7/12 (WC)

#### GAME, OPPONENT

- 80 Ray Rice at Baltimore, 1/15/12 (Div)
- 73 Anquan Boldin at Baltimore, 1/15/12 (Div)
- 70 Brian Leonard vs. Cincinnati, 1/7/12 (WC)

### COMBINED NET YARDS GAINED

(Rushing, Receiving, Returns)

#### CAREER

- 336 Arian Foster, 2009-11
- 201 Andre Johnson, 2003-11
- 133 Danieal Manning, 2011

#### SEASON

- 336 Arian Foster, 2009-11
- 201 Andre Johnson, 2003-11
- 133 Danieal Manning, 2011

#### GAME

- 182 Arian Foster vs. Cincinnati, 1/17/12 (WC)
- 154 Arian Foster at Baltimore, 1/15/12 (Div)
- 133 Danieal Manning at Baltimore, 1/15/12 (Div)
- 111 Andre Johnson at Baltimore, 1/15/12 (Div)

#### GAME, OPPONENT

- 80 Ray Rice at Baltimore, 1/15/12 (Div)
- 73 Anquan Boldin at Baltimore, 1/15/12 (Div)
- 70 Brian Leonard vs. Cincinnati, 1/7/12 (WC)

### COMBINED ATTEMPTS

#### CAREER

- 59 Arian Foster, 2009-11
- 13 Andre Johnson, 2003-11

#### SEASON

- 59 Arian Foster, 2009-11
- 13 Andre Johnson, 2003-11

#### GAME

- 32 Arian Foster at Baltimore, 1/15/12 (Div)
- 27 Arian Foster vs. Cincinnati, 1/7/12 (WC)

#### GAME, OPPONENT

- 25 Ray Rice at Baltimore, 1/15/12 (Div)

## RUSHING

### RUSHING ATTEMPTS

#### CAREER

- 51 Arian Foster, 2009-11
- 9 Ben Tate, 2010-11

#### SEASON

- 51 Arian Foster, 2011
- 9 Ben Tate, 2011

#### GAME

- 27 Arian Foster at Baltimore, 1/15/12 (Div)
- 24 Arian Foster vs. Cincinnati, 1/7/12 (WC)
- 9 Ben Tate vs. Cincinnati, 1/7/12 (WC)

#### GAME, OPPONENT

- 21 Ray Rice at Baltimore, 1/15/12 (Div)
- 7 Brian Leonard vs. Cincinnati, 1/7/12 (WC)

### RUSHING YARDS GAINED

#### CAREER

- 285 Arian Foster, 2009-11
- 37 Ben Tate, 2010-11

#### SEASON

- 285 Arian Foster, 2011
- 37 Ben Tate, 2011

#### GAME

- 153 Arian Foster vs. Cincinnati, 1/7/12 (WC)
- 132 Arian Foster at Baltimore, 1/15/12 (Div)
- 37 Ben Tate vs. Cincinnati, 1/7/12 (WC)

#### GAME, OPPONENT

- 60 Ray Rice at Baltimore, 1/15/12 (Div)
- 34 Brian Leonard vs. Cincinnati, 1/7/12 (WC)

#### GAMES, 100 OR MORE YARDS RUSHING

- 2 Arian Foster, 2009-11

#### CONSECUTIVE GAMES, 100 OR MORE YARDS

- 2 Arian Foster, 1/7/12 - 1/15/12

#### LONGEST RUN FROM SCRIMMAGE

- 42t Arian Foster vs. Cincinnati, 1/7/12 (WC)
- 28 Arian Foster at Baltimore, 1/15/12 (Div)

#### LONGEST RUN FROM SCRIMMAGE, OPPONENT

- 19 Brian Leonard vs. Cincinnati, 1/7/12 (WC)
- 15 Andy Dalton vs. Cincinnati, 1/7/12 (WC)

### RUSHING AVERAGE GAIN

#### CAREER (50 ATTEMPTS)

- 5.6 Arian Foster, 2009-11

#### SEASON (25 ATTEMPTS)

- 5.6 Arian Foster, 2011

#### GAME (10 ATTEMPTS)

- 6.4 Arian Foster vs. Cincinnati, 1/7/12 (WC) (24-153)
- 4.9 Arian Foster at Baltimore, 1/15/12 (Div) (27-132)

#### GAME, OPPONENT (10 ATTEMPTS)

- 2.9 Ray Rice at Baltimore, 1/15/12 (Div) (21-60)

### RUSHING TOUCHDOWNS

#### CAREER

- 3 Arian Foster, 2009-11

#### SEASON

- 3 Arian Foster, 2011

#### GAME

- 2 Arian Foster vs. Cincinnati, 1/7/12 (WC)

#### GAME, OPPONENT

- 1 Cedric Benson vs. Cincinnati, 1/7/12 (WC)



# INDIVIDUAL RECORDS

## PASSING

### PASSER RATING

#### CAREER (50 ATTEMPTS)

53.8 T.J. Yates, 2011

#### SEASON (25 ATTEMPTS)

53.8 T.J. Yates, 2011

#### SEASON, ROOKIE (224 ATTEMPTS)

53.8 T.J. Yates, 2011

#### GAME (20 ATTEMPTS)

97.7 T.J. Yates vs. Cincinnati 1/7/12 (WC)

#### GAME, OPPONENT (20 ATTEMPTS)

97.1 Joe Flacco at Baltimore, 1/15/12 (Div)

### PASSING ATTEMPTS

#### CAREER

55 T.J. Yates, 2011

#### SEASON

55 T.J. Yates, 2011

#### SEASON, ROOKIE

55 T.J. Yates, 2011

#### GAME

35 T.J. Yates at Baltimore, 1/15/12 (Div)

20 T.J. Yates vs. Cincinnati 1/7/12 (WC)

#### GAME, OPPONENT

42 Andy Dalton vs. Cincinnati 1/7/12 (WC)

27 Joe Flacco at Baltimore, 1/15/12 (Div)

### PASS COMPLETIONS

#### CAREER

28 T.J. Yates, 2011

#### SEASON

28 T.J. Yates, 2011

#### SEASON, ROOKIE

28 T.J. Yates, 2011

#### GAME

17 T.J. Yates at Baltimore, 1/15/12 (Div)

11 T.J. Yates vs. Cincinnati 1/7/12 (WC)

#### GAME, OPPONENT

27 Andy Dalton vs. Cincinnati 1/7/12 (WC)

14 Joe Flacco at Baltimore, 1/15/12 (Div)

#### CONSECUTIVE COMPLETIONS

5 T.J. Yates (1/7/12 to 1/15/12)

#### CONSECUTIVE COMPLETIONS, OPPONENT

7 Andy Dalton vs. Cincinnati 1/7/12 (WC)

### PASSING COMPLETION PERCENTAGE

#### CAREER (50 ATTEMPTS)

50.9 T.J. Yates, 2011

#### SEASON (25 ATTEMPTS)

50.9 T.J. Yates, 2011

#### SEASON, ROOKIE (25 ATTEMPTS)

50.9 T.J. Yates, 2011

#### GAME (20 ATTEMPTS)

55.0 T.J. Yates vs. Cincinnati 1/7/12 (WC) (11-20)

#### GAME, OPPONENT (20 ATTEMPTS)

64.3 Andy Dalton vs. Cincinnati 1/7/12 (WC) (17-42)

### PASSING YARDS GAINED

#### CAREER

343 T.J. Yates, 2011

#### SEASON

343 T.J. Yates, 2011

#### SEASON, ROOKIE

343 T.J. Yates, 2011

#### GAME

184 T.J. Yates at Baltimore, 1/15/12 (Div)

159 T.J. Yates vs. Cincinnati 1/7/12 (WC)

#### GAME, OPPONENT

257 Andy Dalton vs. Cincinnati 1/7/12 (WC)

176 Joe Flacco at Baltimore, 1/15/12 (Div)

#### LONGEST PASS COMPLETION

40 T.J. Yates to Andre Johnson vs. Cincinnati 1/7/12 (WC) (TD)

21 T.J. Yates to Owen Daniels vs. Cincinnati 1/7/12 (WC)

### PASSING AVERAGE GAIN

#### AVERAGE GAIN, CAREER (50 ATTEMPTS)

6.24 T.J. Yates, 2011

#### AVERAGE GAIN, SEASON (25 ATTEMPTS)

6.24 T.J. Yates, 2011

#### AVERAGE GAIN, SEASON, ROOKIE (25 ATTEMPTS)

6.24 T.J. Yates, 2011

#### AVERAGE GAIN, GAME (20 ATTEMPTS)

7.95 T.J. Yates vs. Cincinnati 1/7/12 (WC)

5.26 T.J. Yates at Baltimore, 1/15/12 (Div)

#### AVERAGE GAIN, GAME, OPPONENT (20 ATTEMPTS)

6.52 Joe Flacco at Baltimore, 1/15/12 (Div)

6.12 Andy Dalton vs. Cincinnati 1/7/12 (WC)

### PASSING TOUCHDOWNS

#### CAREER

1 T.J. Yates, 2011

#### SEASON

1 T.J. Yates, 2011

#### ROOKIE, SEASON

1 T.J. Yates, 2011

#### GAME

1 T.J. Yates vs. Cincinnati 1/7/12 (WC)

#### GAME, OPPONENT

2 Joe Flacco at Baltimore, 1/15/12 (Div)

### PASSES HAD INTERCEPTED

#### CAREER

3 T.J. Yates, 2011

#### SEASON

3 T.J. Yates, 2011

#### GAME

3 T.J. Yates at Baltimore, 1/15/12 (Div)

#### GAME, OPPONENT

3 Andy Dalton vs. Cincinnati 1/7/12 (WC)

#### CONSECUTIVE PASSES WITHOUT AN INTERCEPTION

26 T.J. Yates, 1/7/12 through 1/15/12

#### ATTEMPTS, NO INTERCEPTIONS, GAME

20 T.J. Yates vs. Cincinnati 1/7/12 (WC)

#### ATTEMPTS, NO INTERCEPTIONS, GAME, OPPONENT

27 Joe Flacco at Baltimore, 1/15/12 (Div)



# INDIVIDUAL RECORDS

## PASSING

### TIMES SACKED

#### CAREER

2 T.J. Yates, 2011

#### SEASON

2 T.J. Yates, 2011

#### GAME

2 T.J. Yates vs. Cincinnati 1/7/12 (WC)

#### GAME, OPPONENT

5 Joe Flacco at Baltimore, 1/15/12 (Div)  
4 Andy Dalton vs. Cincinnati 1/7/12 (WC)

## RECEIVING

### RECEPTIONS

#### CAREER

13 Andre Johnson, 2003-11  
8 Arian Foster, 2009-11  
4 Owen Daniels, 2006-11  
3 Kevin Walter, 2006-11

#### SEASON

13 Andre Johnson, 2011  
8 Arian Foster, 2011  
4 Owen Daniels, 2011  
3 Kevin Walter, 2011

#### GAME

8 Andre Johnson at Baltimore, 1/15/12 (Div)  
5 Andre Johnson vs. Cincinnati 1/7/12 (WC)  
5 Arian Foster at Baltimore, 1/15/12 (Div)

#### GAME, OPPONENT

6 Brian Leonard vs. Cincinnati 1/7/12 (WC)  
5 A.J. Green vs. Cincinnati 1/7/12 (WC)  
5 Jermaine Gresham vs. Cincinnati 1/7/12 (WC)

### RECEIVING YARDS GAINED

#### CAREER

201 Andre Johnson, 2003-11  
55 Owen Daniels, 2006-11  
51 Arian Foster, 2009-11  
36 Kevin Walter, 2006-11

#### SEASON

201 Andre Johnson, 2011  
55 Owen Daniels, 2011  
51 Arian Foster, 2011  
36 Kevin Walter, 2011

#### GAME

111 Andre Johnson at Baltimore, 1/15/12 (Div)  
90 Andre Johnson vs. Cincinnati 1/7/12 (WC)

#### GAME, OPPONENT

73 Anquan Boldin at Baltimore, 1/15/12 (Div)  
47 A.J. Green vs. Cincinnati 1/7/12 (WC)  
46 Brian Leonard vs. Cincinnati 1/7/12 (WC)

#### GAMES, 100 OR MORE YARDS, CAREER

1 Andre Johnson, 2003-11

#### GAMES, 100 OR MORE YARDS, SEASON

1 Andre Johnson, 2011

#### LONGEST RECEPTION

40 Andre Johnson vs. Cincinnati 1/7/12 (WC) (TD)  
21 Owen Daniels vs. Cincinnati 1/7/12 (WC)

#### LONGEST RECEPTION, OPPONENT

36 Ryan Whalen vs. Cincinnati 1/7/12 (WC)

### RECEIVING AVERAGE GAIN

#### AVERAGE GAIN, CAREER (10 RECEPTIONS)

15.5 Andre Johnson, 2003-11

#### AVERAGE GAIN, SEASON (4 RECEPTIONS)

15.5 Andre Johnson, 2011  
13.8 Owen Daniels, 2011  
6.4 Arian Foster, 2011

#### AVERAGE GAIN, GAME (3 RECEPTIONS)

18.0 Andre Johnson vs. Cincinnati 1/7/12 (WC) (5-90)  
13.9 Andre Johnson at Baltimore, 1/15/12 (Div) (8-11)

### RECEIVING TOUCHDOWNS

#### CAREER

1 Andre Johnson, 2003-11

#### SEASON

1 Andre Johnson, 2011

#### GAME

1 Andre Johnson vs. Cincinnati 1/7/12 (WC)

#### GAME, OPPONENT

1 Anquan Boldin at Baltimore, 1/15/12 (Div)  
1 Kris Wilson at Baltimore, 1/15/12 (Div)

## PUNTING

### PUNTS

#### CAREER

10 Matt Turk, 2007-11

#### SEASON

10 Matt Turk, 2011

#### GAME

5 Matt Turk vs. Cincinnati 1/7/12 (WC)  
5 Matt Turk at Baltimore, 1/15/12 (Div)

#### GAME, OPPONENT

9 Sam Koch at Baltimore, 1/15/12 (Div)

#### LONGEST PUNT

56 Matt Turk vs. Cincinnati 1/7/12 (WC)  
56 Matt Turk vs. Cincinnati 1/7/12 (WC)  
51 Matt Turk vs. Cincinnati 1/7/12 (WC)

#### LONGEST PUNT, OPPONENT

64 Sam Koch at Baltimore, 1/15/12 (Div)  
55 Kevin Huber vs. Cincinnati 1/7/12 (WC)  
55 Sam Koch at Baltimore, 1/15/12 (Div)

### PUNTING AVERAGE YARDAGE

#### CAREER (10 PUNTS)

45.1 Matt Turk, 2007-11

#### SEASON (8 PUNTS)

45.1 Matt Turk, 2009

#### GAME (4 PUNTS)

42.2 Matt Turk vs. Cincinnati 1/7/12 (WC)  
40.0 Matt Turk at Baltimore, 1/15/12 (Div)

#### GAME, OPPONENT (4 PUNTS)

49.3 Sam Koch at Baltimore, 1/15/12 (Div)

### PUNTS INSIDE THE 20

#### CAREER

2 Matt Turk, 2007-11

#### SEASON

2 Matt Turk, 2011

#### GAME

2 Matt Turk vs. Cincinnati 1/7/12 (WC)

#### GAME, OPPONENT

1 Sam Koch at Baltimore, 1/15/12 (Div)  
1 Kevin Huber vs. Cincinnati 1/7/12 (WC)



# INDIVIDUAL RECORDS

## PUNT RETURNS

### PUNT RETURNS

#### SEASONS LEADING TEAM

#### CAREER

9 Jacoby Jones, 2007-11

#### SEASON

9 Jacoby Jones, 2011

#### GAME

6 Jacoby Jones at Baltimore, 1/15/12 (Div)

3 Jacoby Jones vs. Cincinnati 1/7/12 (WC)

#### GAME, OPPONENT

3 Brandon Tate vs. Cincinnati 1/7/12 (WC)

### FAIR CATCHES

#### CAREER

None

#### SEASON

None

#### GAME

None

#### GAME, OPPONENT

4 Lardarius Webb at Baltimore, 1/15/12 (Div)

### PUNT RETURN YARDS GAINED

#### CAREER

16 Jacoby Jones, 2007-11

#### SEASON

16 Jacoby Jones, 2011

#### GAME

12 Jacoby Jones vs. Cincinnati 1/7/12 (WC)

#### GAME, OPPONENT

20 Brandon Tate vs. Cincinnati 1/7/12 (WC)

#### LONGEST PUNT RETURN

9 Jacoby Jones at Baltimore, 1/15/12 (Div)

7 Jacoby Jones vs. Cincinnati 1/7/12 (WC)

### PUNT RETURN AVERAGE YARDAGE

#### CAREER (6 RETURNS)

1.8 Jacoby Jones, 2007-11

#### SEASON (6 RETURNS)

1.8 Jacoby Jones, 2011

#### GAME (3 RETURNS)

4.0 Jacoby Jones vs. Cincinnati 1/7/12 (WC)

#### GAME, OPPONENT (3 RETURNS)

6.7 Brandon Tate vs. Cincinnati 1/7/12 (WC)

### PUNT RETURN TOUCHDOWNS

#### CAREER

None

#### SEASON

None

#### GAME

None

#### GAME, OPPONENT

None

## BLOCKED PUNTS/KICKS

### CAREER

None

### SEASON

None

### GAME

None

### GAME, OPPONENT

None

## KICKOFF RETURNS

### KICKOFF RETURNS

#### KICKOFF RETURNS, CAREER

4 Danieal Manning, 2011

#### KICKOFF RETURNS, SEASON

4 Danieal Manning, 2011

#### GAME

4 Danieal Manning at Baltimore, 1/15/12 (Div)

#### GAME, OPPONENT

1 Lardarius Webb at Baltimore, 1/15/12 (Div)

1 Brandon Tate vs. Cincinnati, 1/7/12 (WC)

### KICKOFF RETURN YARDS GAINED

#### CAREER

133 Danieal Manning, 2011

#### SEASON

133 Danieal Manning, 2011

#### GAME

133 Danieal Manning at Baltimore, 1/15/12 (Div)

#### GAME, OPPONENT

25 Lardarius Webb at Baltimore, 1/15/12 (Div)

22 Brandon Tate vs. Cincinnati, 1/7/12 (WC)

#### LONGEST, GAME

60 Danieal Manning at Baltimore, 1/15/12 (Div)

28 Danieal Manning at Baltimore, 1/15/12 (Div)

#### LONGEST, GAME, OPPONENT

25 Lardarius Webb at Baltimore, 1/15/12 (Div)

22 Brandon Tate vs. Cincinnati, 1/7/12 (WC)

### KICKOFF RETURN AVERAGE YARDAGE

#### CAREER

33.3 Danieal Manning, 2011

#### SEASON

33.3 Danieal Manning, 2011

#### GAME (3 RETURNS)

33.3 Danieal Manning at Baltimore, 1/15/12 (Div)

#### GAME, OPPONENT (3 RETURNS)

None

### KICKOFF RETURN TOUCHDOWNS

#### CAREER

None

#### SEASON

None

#### GAME

None

#### GAME, OPPONENT

None



# INDIVIDUAL RECORDS

## TOTAL RETURN YARDS

### CAREER

- 133 Danieal Manning, 2011 (p- 0, k- 133, int- 0)
- 29 J.J. Watt, 2011 (p- 0, k- 0, int- 29)
- 16 Jacoby Jones, 2007-11 (p- 16, k- 0, int- 0)

### SEASON

- 133 Danieal Manning, 2011 (p- 0, k- 133, int- 0)
- 29 J.J. Watt, 2011 (p- 0, k- 0, int- 29)
- 16 Jacoby Jones, 2011 (p- 16, k- 0, int- 0)

### SEASON, ROOKIE

- 29 J.J. Watt, 2011 (p- 0, k- 0, int- 29)

### GAME

- 133 Danieal Manning at Baltimore, 1/15/12 (Div) (k- 133)
- 29 J.J. Watt vs. Cincinnati, 1/7/12 (WC) (int- 29)

### GAME, OPPONENT

- 42 Brandon Tate vs. Cincinnati, 1/7/12 (WC) (p- 22, k- 20)
- 26 Lardarius Webb at Baltimore, 1/15/12 (Div) (p- 0, k- 25, int- 1)

## SPECIAL TEAMS TOUCHDOWNS

### CAREER

None

### SEASON

None

### GAME

None

### GAME, OPPONENT

None

## INTERCEPTIONS

### INTERCEPTIONS

#### CAREER

- 1 J.J. Watt, 2011
- 1 Danieal Manning, 2011
- 1 Johnathan Joseph, 2011

#### SEASON

- 1 J.J. Watt, 2011
- 1 Danieal Manning, 2011
- 1 Johnathan Joseph, 2011

#### SEASON, ROOKIE

- 1 J.J. Watt, 2011

#### GAME

- 1 J.J. Watt vs. Cincinnati 1/7/12 (WC)
- 1 Danieal Manning vs. Cincinnati 1/7/12 (WC)
- 1 Johnathan Joseph vs. Cincinnati 1/7/12 (WC)

#### GAME, OPPONENT

- 2 Lardarius Webb at Baltimore, 1/15/12 (Div)
- 1 Ed Reed at Baltimore, 1/15/12 (Div)

### INTERCEPTION YARDS GAINED

#### GAINED, CAREER

- 29 J.J. Watt, 2011

#### SEASON

- 29 J.J. Watt, 2011

#### SEASON, ROOKIE

- 29 J.J. Watt, 2011

#### GAME

- 29 J.J. Watt vs. Cincinnati 1/7/12 (WC)

#### GAME, OPPONENT

- 1 Lardarius Webb at Baltimore, 1/15/12 (Div)

#### LONGEST RETURN (ALL TDS)

- 29 J.J. Watt vs. Cincinnati 1/7/12 (WC)

### INTERCEPTIONS RETURNED FOR TOUCHDOWNS

#### CAREER

- 1 J.J. Watt, 2011

#### SEASON

- 1 J.J. Watt, 2011

#### GAME

- 1 J.J. Watt vs. Cincinnati 1/7/12 (WC)

## TACKLES

### CAREER

- 19 Brian Cushing, 2009-11
- 16 Danieal Manning, 2011
- 14 J.J. Watt, 2011
- 13 Brooks Reed, 2011

### SEASON

- 19 Brian Cushing, 2011
- 16 Danieal Manning, 2011
- 14 J.J. Watt, 2011
- 13 Brooks Reed, 2011

### SEASON, ROOKIE

- 14 J.J. Watt, 2011
- 13 Brooks Reed, 2011

### GAME

- 12 J.J. Watt at Baltimore, 1/15/12 (Div)
- 11 Brian Cushing at Baltimore, 1/15/12 (Div)
- 9 Danieal Manning at Baltimore, 1/15/12 (Div)

### GAME, ROOKIE

- 12 J.J. Watt at Baltimore, 1/15/12 (Div)
- 8 Brooks Reed at Baltimore, 1/15/12 (Div)

### SOLO TACKLES, CAREER

- 13 Danieal Manning, 2011
- 11 J.J. Watt, 2011
- 10 Brian Cushing, 2009-11
- 9 Brooks Reed, 2011

### SOLO TACKLES, SEASON

- 13 Danieal Manning, 2011
- 11 J.J. Watt, 2011
- 10 Brian Cushing, 2011
- 9 Brooks Reed, 2011

### SOLO TACKLES, SEASON, ROOKIE

- 11 J.J. Watt, 2011
- 9 Brooks Reed, 2011

### SOLO TACKLES, GAME

- 9 J.J. Watt at Baltimore, 1/15/12 (Div)
- 8 Danieal Manning at Baltimore, 1/15/12 (Div)
- 6 Brooks Reed at Baltimore, 1/15/12 (Div)
- 6 Johnathan Joseph vs. Cincinnati, 1/7/12 (WC)

### SOLO TACKLES, GAME, ROOKIE

- 9 J.J. Watt at Baltimore, 1/15/12 (Div)
- 6 Brooks Reed at Baltimore, 1/15/12 (Div)



# INDIVIDUAL RECORDS

## SACKS

### CAREER

- 3.5 J.J. Watt, 2011
- 3.5 Brooks Reed, 2011
- 1.0 Earl Mitchell, 2010-11
- 1.0 Antonio Smith, 2009-11

### SEASON

- 3.5 J.J. Watt, 2011
- 3.5 Brooks Reed, 2011
- 1.0 Earl Mitchell, 2011
- 1.0 Antonio Smith, 2011

### SEASON, ROOKIE

- 3.5 J.J. Watt, 2011
- 3.5 Brooks Reed, 2011

### GAME

- 2.5 J.J. Watt at Baltimore, 1/15/12 (Div)
- 2.5 Brooks Reed at Baltimore, 1/15/12 (Div)

### GAME, OPPONENT

- 1.0 Geno Atkins vs. Cincinnati 1/7/12 (WC)
- 1.0 Reggie Nelson vs. Cincinnati 1/7/12 (WC)

### CONSECUTIVE GAMES, SACK

- 2 J.J. Watt, 1/7/12 - 1/15/12
- 2 Brooks Reed, 1/7/12 - 1/15/12

## FUMBLES

### FUMBLES

#### CAREER

- 2 Jacoby Jones, 2007-11
- 1 Arian Foster, 2009-11

#### SEASON

- 2 Jacoby Jones, 2011
- 1 Arian Foster, 2011

#### GAME

- 2 Jacoby Jones at Baltimore, 1/15/12 (Div)
- 1 Arian Foster at Baltimore, 1/15/12 (Div)

### FUMBLES FORCED

#### CAREER

- 1 Jesse Nading, 2008-11
- 1 Brooks Reed, 2011

#### SEASON

- 1 Jesse Nading, 2008-11
- 1 Brooks Reed, 2011

#### GAME

- 1 Jesse Nading at Baltimore, 1/15/12 (Div)
- 1 Brooks Reed at Baltimore, 1/15/12 (Div)

### OWN FUMBLES RECOVERED

#### CAREER

- 1 Jacoby Jones, 2007-11

#### SEASON

- 1 Jacoby Jones, 2011

#### GAME

- 1 Jacoby Jones at Baltimore, 1/15/12 (Div)

### OPPONENTS' FUMBLES RECOVERED

#### CAREER

None

#### SEASON

None

#### GAME

None

#### GAME, OPPONENT

- 1 Jimmy Smith at Baltimore, 1/15/12 (Div)

### YARDS RETURNING FUMBLES

#### CAREER

None

#### SEASON

None

#### GAME

None

### FUMBLES RETURNED FOR TOUCHDOWNS

#### CAREER

None

#### SEASON

None

#### GAME

None

## SCORING

### POINTS

#### CAREER

- 18 Arian Foster, 2009-11
- 14 Neil Rackers, 2010-11
- 6 Andre Johnson, 2003-11
- 6 J.J. Watt, 2011

#### SEASON

- 18 Arian Foster, 2011
- 14 Neil Rackers, 2011
- 6 Andre Johnson, 2011
- 6 J.J. Watt, 2011

#### POINTS, NO TOUCHDOWNS, SEASON

- 14 Neil Rackers, 2011

#### POINTS, NO TOUCHDOWNS, CAREER

- 14 Neil Rackers, 2010-11

#### SEASON, ROOKIE

- 6 J.J. Watt, 2011

#### GAME

- 12 Arian Foster vs. Cincinnati, 1/7/12 (WC)
- 7 Neil Rackers at Baltimore, 1/15/12 (Div)
- 7 Neil Rackers vs. Cincinnati, 1/7/12 (WC)

#### GAME, OPPONENT

- 8 Billy Cundiff at Baltimore, 1/15/12 (Div)

#### CONSECUTIVE GAMES SCORING

- 2 Arian Foster, 1/7/12 - 1/15/12
- 2 Neil Rackers, 1/7/12 - 1/15/12



# INDIVIDUAL RECORDS

## SCORING, Cont.

### TOUCHDOWNS

#### CAREER

- 3 Arian Foster, 2009-11
- 1 Andre Johnson, 2003-11
- 1 J.J. Watt, 2011

#### SEASON

- 3 Arian Foster, 2011
- 1 Andre Johnson, 2011
- 1 J.J. Watt, 2011

#### SEASON, ROOKIE

- 1 J.J. Watt, 2011

#### GAME

- 2 Arian Foster vs. Cincinnati, 1/7/12 (WC)

#### GAME, OPPONENT

- 1 Cedric Benson vs. Cincinnati, 1/7/12 (WC)
- 1 Anquan Boldin at Baltimore, 1/15/12 (Div)
- 1 Kevin Wilson at Baltimore, 1/15/12 (Div)

#### GAME, ROOKIE

- 1 J.J. Watt vs. Cincinnati, 1/7/12 (WC)

#### CONSECUTIVE GAMES SCORING TOUCHDOWNS

- 2 Arian Foster, 1/7/12 - 1/15/12

### POINTS AFTER TOUCHDOWNS

#### ATTEMPTED, CAREER

- 5 Neil Rackers, 2010-11

#### ATTEMPTED, SEASON

- 5 Neil Rackers, 2011

#### ATTEMPTED, GAME

- 3 Neil Rackers vs. Cincinnati, 1/7/12 (WC)

#### ATTEMPTED, GAME, OPPONENT

- 2 Billy Cundiff at Baltimore, 1/15/12 (Div)

#### CONSECUTIVE POINTS AFTER TOUCHDOWN, CAREER

- 5 Neil Rackers, 2010-11

#### POINTS AFTER TOUCHDOWN PERCENTAGE, CAREER

- 100.0 Neil Rackers, 2010-11

#### TWO-POINT CONVERSIONS, CAREER

None

#### TWO-POINT CONVERSIONS, SEASON

None

#### TWO-POINT CONVERSION, GAME

None

#### TWO-POINT CONVERSION, GAME, OPPONENT

None

### FIELD GOALS

#### ATTEMPTED, CAREER

- 4 Neil Rackers, 2010-11

#### ATTEMPTED, SEASON

- 4 Neil Rackers, 2011

#### ATTEMPTED, GAME

- 3 Neil Rackers at Baltimore, 1/15/12 (Div)

#### FIELD GOALS, CAREER

- 3 Neil Rackers, 2010-11

#### FIELD GOALS, SEASON

- 3 Neil Rackers, 2011

#### FIELD GOALS, GAME

- 2 Neil Rackers at Baltimore, 1/15/12 (Div)

#### FIELD GOALS, GAME, OPPONENT

- 2 Billy Cundiff at Baltimore, 1/15/12 (Div)

#### FIELD GOALS, ONE QUARTER, GAME

- 1 3 times, last by Neil Rackers, second quarter at Baltimore, 1/15/12 (Div)

#### FIELD GOALS, ONE QUARTER, GAME, OPPONENT

- 1 3 times, last by Billy Cundiff, fourth quarter at Baltimore, 1/15/12 (Div)

#### CONSECUTIVE GAMES SCORING FIELD GOALS

- 2 Neil Rackers, 1/7/12 - 1/15/12

#### CONSECUTIVE FIELD GOALS MADE

- 3 Neil Rackers, 1/7/12 - 1/15/12

#### LONGEST FIELD GOAL

- 40 Neil Rackers at Baltimore, 1/15/12 (Div)
- 39 Neil Rackers vs. Cincinnati, 1/7/12 (WC)

#### FIELD GOAL PERCENTAGE, CAREER

- 75.0 Neil Rackers, 2010-11

#### FIELD GOAL PERCENTAGE, SEASON

- 75.0 Neil Rackers, 2011

#### MOST FIELD GOALS, NO MISSES, GAME

- 1 Neil Rackers vs. Cincinnati, 1/7/12 (WC)

#### MOST FIELD GOALS, NO MISSES, GAME, OPPONENT

- 2 Billy Cundiff at Baltimore, 1/15/12 (Div)

#### MOST FIELD GOALS, 50 OR MORE YARDS, CAREER

None

#### MOST FIELD GOALS, 50 OR MORE YARDS, SEASON

None

#### MOST FIELD GOALS, 50 OR MORE YARDS, GAME

None

### SAFETIES

#### CAREER

None

#### SEASON

None

#### GAME

None



# ALL-TIME LEADERS

## RUSHING YARDS

Player	Att.	Yds.	Avg.	Long	TD
1. Arian Foster	51	285	5.6	42t	3
2. Ben Tate	9	37	4.1	9	0
3. James Casey	1	0	0.0	0	0
4. T.J. Yates	2	-3	-1.5	-1	0

## RECEIVING YARDS

Player	Rec.	Yds.	Avg.	Long	TD
1. Andre Johnson	13	201	15.5	40t	1
2. Arian Foster	8	51	6.4	16	0
3. Owen Daniels	4	55	13.8	21	0
4. Kevin Walter	3	36	12.0	19	0

## RUSHING-RECEIVING

Player	Rushing	Receiving	Total
1. Arian Foster	255	51	306
2. Andre Johnson	0	201	201
3. Owen Daniels	0	55	55
4. Ben Tate	37	0	37
5. Kevin Walter	0	36	36

## PASSING

Player	A	C	Pct.	Yds	TD	INT	Lg	Rtg
1. T.J. Yates	55	28	50.9	343	1	3	40t	53.8

## SCORING

Player	TD	PAT	FG	2PT	TP
1. Arian Foster	3	-	-	-	18
2. Neil Rackers	0	5/5	3/4	-	14
3. Andre Johnson	1	-	-	-	6
4. J.J. Watt	1	-	-	-	6

## FIELD GOALS

Player	Att.	Made	Pct.	Long
1. Neil Rackers	3	4	75.0	40

## PUNTING AVERAGE

Player	No.	Yds.	Avg.	In20	Long	Blk
1. Matt Turk	10	451	45.1	2	56	0

## INTERCEPTIONS

Player	No.	Yds.	Avg.	Long	TD
1. J.J. Watt	1	29	29.0	29t	1
Danieal Manning	1	0	0.0	0	0
Johnathan Joseph	1	-1	-1.0	-1	0

## PUNT RETURNS

Player	No.	Yds.	Avg.	Long	TD
1. Jacoby Jones	9	16	1.8	9	0

## KICKOFF RETURNS

Player	No.	Yds.	Avg.	Long	TD
1. Danieal Manning	4	133	33.3	60	0

## COMBINED YARDAGE

Player	Total	Rush	Rec.	INT		
				Ret.	PR/KR	FR
1. Arian Foster	306	255	51	0	0/0	0
2. Andre Johnson	201	0	201	0	0/0	0
3. Danieal Manning	133	0	0	0	0/133	0
4. Owen Daniels	55	0	55	0	0/0	0
5. Ben Tate	37	37	0	0	0/0	0
6. Kevin Walter	36	0	36	0	0/0	0
7. J.J. Watt	29	0	0	29	0/0	0





# TEAM RECORDS

## WIN-LOSS RECORDS

### WIN-LOSS RECORDS

#### OVERALL

Year	W	L	Pct.
2011	1	1	.500
<b>Totals</b>	<b>1</b>	<b>1</b>	<b>.500</b>

#### HOME

Year	W	L	Pct.
2011	1	0	1.000
<b>Totals</b>	<b>1</b>	<b>0</b>	<b>1.000</b>

#### ROAD

Year	W	L	Pct.
2011	0	1	.000
<b>Totals</b>	<b>0</b>	<b>0</b>	<b>.000</b>

## SCORING

### TOUCHDOWNS

#### MOST, SEASON

5 2011

#### FEWEST, SEASON

5 2011

#### MOST, GAME

4 vs. Cincinnati, 1/7/12 (WC)

1 at Baltimore, 1/15/12 (Div)

#### MOST ALLOWED, SEASON

3 2011

#### MOST ALLOWED, GAME

2 at Baltimore, 1/15/12 (Div)

1 vs. Cincinnati, 1/7/12 (WC)

#### FEWEST ALLOWED, SEASON

3 2011

#### FEWEST ALLOWED, GAME

1 vs. Cincinnati, 1/7/12 (WC)

2 at Baltimore, 1/15/12 (Div)

### SCORING

#### MOST SCORED, SEASON

44 2011

#### MOST SCORED, GAME

31 vs. Cincinnati, 1/7/12 (WC)

13 at Baltimore, 1/15/12 (Div)

#### FEWEST POINTS SCORED, SEASON

44 2011

#### FEWEST POINTS SCORED, GAME

13 at Baltimore, 1/15/12 (Div)

31 vs. Cincinnati, 1/7/12 (WC)

#### MOST POINTS SCORED, SEASON, OPPONENT

30 2011

#### MOST POINTS SCORED, GAME, OPPONENT

20 at Baltimore, 1/15/12 (Div)

10 vs. Cincinnati, 1/7/12 (WC)

#### FEWEST POINTS SCORED, SEASON, OPPONENT

30 2011

#### FEWEST POINTS SCORED, GAME, OPPONENT

10 vs. Cincinnati, 1/7/12 (WC)

20 at Baltimore, 1/15/12 (Div)

#### MOST POINTS, GAME, BOTH TEAMS

41 Texans 31 vs. Cincinnati 10, 1/7/12 (WC)

33 Texans 13 at Baltimore 20, 1/15/12 (Div)

#### FEWEST POINTS, GAME, BOTH TEAMS

33 Texans 13 at Baltimore 20, 1/15/12 (Div)

41 Texans 31 vs. Cincinnati 10, 1/7/12 (WC)

#### MOST POINTS IN FIRST QUARTER

7 vs. Cincinnati, 1/7/12 (WC)

3 at Baltimore, 1/15/12 (Div)

#### MOST POINTS IN SECOND QUARTER

10 vs. Cincinnati, 1/7/12 (WC)

10 at Baltimore, 1/15/12 (Div)

#### MOST POINTS IN THIRD QUARTER

7 vs. Cincinnati, 1/7/12 (WC)

#### MOST POINTS IN FOURTH QUARTER

7 vs. Cincinnati, 1/7/12 (WC)

#### MOST POINTS IN FIRST QUARTER, OPPONENT

17 at Baltimore, 1/15/12 (Div)

7 vs. Cincinnati, 1/7/12 (WC)

#### MOST POINTS IN SECOND QUARTER, OPPONENT

3 vs. Cincinnati, 1/7/12 (WC)

#### MOST POINTS IN THIRD QUARTER, OPPONENT

None

#### MOST POINTS IN FOURTH QUARTER, OPPONENT

3 at Baltimore, 1/15/12 (Div)

#### MOST POINTS IN FIRST QUARTER, BOTH TEAMS

20 Texans 3, Baltimore 17, 1/15/12 (Div)

14 Texans 7, Cincinnati 7, 1/7/12 (WC)

#### MOST POINTS IN SECOND QUARTER, BOTH TEAMS

13 Texans 10, Cincinnati 3, 1/7/12 (WC)

10 Texans 10, Baltimore 0, 1/15/12 (Div)

#### MOST POINTS IN THIRD QUARTER, BOTH TEAMS

7 Texans 7, Cincinnati 0, 1/7/12 (WC)

#### MOST POINTS IN FOURTH QUARTER, BOTH TEAMS

7 Texans 7, Cincinnati 0, 1/7/12 (WC)

3 Texans 0, Baltimore 3, 1/15/12 (Div)

#### CONSECUTIVE GAMES SCORING A TOUCHDOWN

2 1/7/12 through 1/15/12

#### CONSECUTIVE GAMES SCORING

2 1/7/12 through 1/15/12

#### CONSECUTIVE QUARTERS HELD SCORELESS

2 3rd and 4th quarter at Baltimore, 1/15/12 (Div)

#### CONSECUTIVE QUARTERS HELD SCORELESS, OPPONENTS

2 3rd and 4th quarters vs. Cincinnati, 1/7/12 (WC)

2 2nd and 3rd quarters at Baltimore, 1/15/12 (Div)

#### CONSECUTIVE QUARTERS HELD WITHOUT A TOUCHDOWN, OPPONENTS

3 2nd through 4th quarters at Baltimore, 1/15/12 (Div)

#### MOST POINTS BY HALF

##### FIRST HALF

17 vs. Cincinnati, 1/7/12 (WC)

13 at Baltimore, 1/15/12 (Div)

##### SECOND HALF

14 vs. Cincinnati, 1/7/12 (WC)

#### MOST POINTS BY HALF, OPPONENT

##### FIRST HALF

17 at Baltimore, 1/15/12 (Div)

14 vs. Cincinnati, 1/7/12 (WC)

##### SECOND HALF

3 at Baltimore, 1/15/12 (Div)

#### MOST POINTS BY HALF, BOTH TEAMS

##### FIRST HALF

30 Texans 13, Baltimore 17, 1/15/12 (Div)

27 Texans 17, Cincinnati 10, 1/7/12 (WC)

##### SECOND HALF

14 Texans 14, Cincinnati 0, 1/7/12 (WC)

3 Texans 0, Baltimore 3, 1/15/12 (Div)



# TEAM RECORDS

## EXTRA POINTS

### SEASON

5 2011

### GAME

4 vs. Cincinnati, 1/7/12 (WC)  
1 at Baltimore, 1/15/12 (Div)

### SEASON, OPPONENT

3 2011

### GAME, OPPONENT

2 at Baltimore, 1/15/12 (Div)  
1 vs. Cincinnati, 1/7/12 (WC)

## TWO-POINT CONVERSIONS

### SEASON

None

### GAME

None

## DEFENSIVE TOUCHDOWNS

### SEASON

1 2011

### GAME

1 vs. Cincinnati, 1/7/12 (WC)

## SCORING MARGIN

### MARGIN OF VICTORY

21 vs. Cincinnati, 1/7/12 (WC)

### MARGIN OF DEFEAT

7 at Baltimore, 1/15/12 (Div)

### COMEBACK VICTORIES (POINTS BEHIND)

7 vs. Cincinnati, 1/7/12 (WC), down 7-0, 31-10 final

### LARGEST DEFICIT OVERCOME

7 vs. Cincinnati, 1/7/12 (WC), down 7-0, 31-10 final

### LARGEST LEAD BEFORE OPPONENT SCORES

None

## SCORING DRIVES

### LONGEST SCORING DRIVE (NET YARDS)

91 at Baltimore, 1/15/12 (Div), 12 plays, TD

83 vs. Cincinnati, 1/7/12 (WC), 9 plays, TD

65 vs. Cincinnati, 1/7/12 (WC), 6 plays, TD

### LONGEST SCORING DRIVE (PLAYS)

13 vs. Cincinnati, 1/7/12 (WC), 59 yards, FG

12 at Baltimore, 1/15/12 (Div), 91 yards, TD

11 at Baltimore, 1/15/12 (Div), 64 yards, FG

### LONGEST SCORING DRIVE (TIME)

5:49 at Baltimore, 1/15/12 (Div), 12 plays, 91 yards, TD

5:21 vs. Cincinnati, 1/7/12 (WC), 13 plays, 59 yards, FG

### SHORTEST SCORING DRIVE (YARDS)

20 at Baltimore, 1/15/12 (Div), 5 plays, FG

### SHORTEST SCORING DRIVE (PLAYS)

3 vs. Cincinnati, 1/7/12 (WC), 45 yards, TD

5 at Baltimore, 1/15/12 (Div), 20 yards, FG

### SHORTEST SCORING DRIVE (TIME)

1:46 vs. Cincinnati, 1/7/12 (WC), 3 plays, 45 yards, TD

2:36 at Baltimore, 1/15/12 (Div), 5 plays, 20 yards, FG

## TOTAL OFFENSE

### MOST NET YARDS GAINED, SEASON

655 2011

### MOST NET YARDS GAINED, GAME

340 vs. Cincinnati, 1/7/12 (WC)

315 at Baltimore, 1/15/12 (Div)

### FEWEST NET YARDS GAINED, SEASON

655 2011

### FEWEST NET YARDS GAINED, GAME

315 at Baltimore, 1/15/12 (Div)

340 vs. Cincinnati, 1/7/12 (WC)

### MOST NET YARDS ALLOWED, SEASON

527 2011

### MOST NET YARDS ALLOWED, GAME

300 vs. Cincinnati, 1/7/12 (WC)

227 at Baltimore, 1/15/12 (Div)

### FEWEST NET YARDS ALLOWED, SEASON

527 2011

### FEWEST NET YARDS ALLOWED, GAME

227 at Baltimore, 1/15/12 (Div)

300 vs. Cincinnati, 1/7/12 (WC)

### MOST NET YARDS GAINED, SEASON, BOTH TEAMS

1,182 2011

### MOST NET YARDS GAINED, GAME, BOTH TEAMS

640 Texans 340 vs. Cincinnati 300, 1/7/12 (WC)

542 Texans 315 at Baltimore 227, 1/15/12 (Div)

### FEWEST NET YARDS GAINED, SEASON, BOTH TEAMS

1,182 2011

### FEWEST NET YARDS GAINED, GAME, BOTH TEAMS

542 Texans 315 at Baltimore 227, 1/15/12 (Div)

640 Texans 340 vs. Cincinnati 300, 1/7/12 (WC)

### MOST NET YARDS GAINED, FIRST HALF

181 at Baltimore, 1/15/12 (Div)

156 vs. Cincinnati, 1/7/12 (WC)

### MOST NET YARDS GAINED, SECOND HALF

184 vs. Cincinnati, 1/7/12 (WC)

119 at Baltimore, 1/15/12 (Div)

### FEWEST NET YARDS GAINED, FIRST HALF

156 vs. Cincinnati, 1/7/12 (WC)

181 at Baltimore, 1/15/12 (Div)

### FEWEST NET YARDS GAINED, SECOND HALF

119 at Baltimore, 1/15/12 (Div)

184 vs. Cincinnati, 1/7/12 (WC)

### MOST NET YARDS ALLOWED, FIRST HALF

156 vs. Cincinnati, 1/7/12 (WC)

118 at Baltimore, 1/15/12 (Div)

### MOST NET YARDS ALLOWED, SECOND HALF

144 vs. Cincinnati, 1/7/12 (WC)

109 at Baltimore, 1/15/12 (Div)

### FEWEST NET YARDS ALLOWED, FIRST HALF

118 at Baltimore, 1/15/12 (Div)

156 vs. Cincinnati, 1/7/12 (WC)

### FEWEST NET YARDS ALLOWED, SECOND HALF

109 at Baltimore, 1/15/12 (Div)

144 vs. Cincinnati, 1/7/12 (WC)

### MOST NET YARDS GAINED, FIRST QUARTER

93 vs. Cincinnati, 1/7/12 (WC)

50 at Baltimore, 1/15/12 (Div)

### MOST NET YARDS GAINED, SECOND QUARTER

131 at Baltimore, 1/15/12 (Div)

63 vs. Cincinnati, 1/7/12 (WC)

### MOST NET YARDS GAINED, THIRD QUARTER

93 vs. Cincinnati, 1/7/12 (WC)

57 at Baltimore, 1/15/12 (Div)



# TEAM RECORDS

## MOST NET YARDS GAINED, FOURTH QUARTER

91 vs. Cincinnati, 1/7/12 (WC)  
77 at Baltimore, 1/15/12 (Div)

## FEWEST NET YARDS GAINED, FIRST QUARTER

50 at Baltimore, 1/15/12 (Div)  
93 vs. Cincinnati, 1/7/12 (WC)

## FEWEST NET YARDS GAINED, SECOND QUARTER

63 vs. Cincinnati, 1/7/12 (WC)  
131 at Baltimore, 1/15/12 (Div)

## FEWEST NET YARDS GAINED, THIRD QUARTER

57 at Baltimore, 1/15/12 (Div)  
93 vs. Cincinnati, 1/7/12 (WC)

## FEWEST NET YARDS GAINED, FOURTH QUARTER

91 vs. Cincinnati, 1/7/12 (WC)  
77 at Baltimore, 1/15/12 (Div)

## MOST NET YARDS ALLOWED, FIRST QUARTER

71 at Baltimore, 1/15/12 (Div)  
69 vs. Cincinnati, 1/7/12 (WC)

## MOST NET YARDS ALLOWED, SECOND QUARTER

87 vs. Cincinnati, 1/7/12 (WC)  
47 at Baltimore, 1/15/12 (Div)

## MOST NET YARDS ALLOWED, THIRD QUARTER

65 at Baltimore, 1/15/12 (Div)  
64 vs. Cincinnati, 1/7/12 (WC)

## MOST NET YARDS ALLOWED, FOURTH QUARTER

80 vs. Cincinnati, 1/7/12 (WC)  
44 at Baltimore, 1/15/12 (Div)

## FEWEST NET YARDS ALLOWED, FIRST QUARTER

69 vs. Cincinnati, 1/7/12 (WC)  
71 at Baltimore, 1/15/12 (Div)

## FEWEST NET YARDS ALLOWED, SECOND QUARTER

47 at Baltimore, 1/15/12 (Div)  
87 vs. Cincinnati, 1/7/12 (WC)

## FEWEST NET YARDS ALLOWED, THIRD QUARTER

64 vs. Cincinnati, 1/7/12 (WC)  
65 at Baltimore, 1/15/12 (Div)

## FEWEST NET YARDS ALLOWED, FOURTH QUARTER

44 at Baltimore, 1/15/12 (Div)  
80 vs. Cincinnati, 1/7/12 (WC)

## RUSHING

### RUSHING YARDS

#### SEASON

319 2011

#### GAME

188 vs. Cincinnati, 1/7/12 (WC)  
131 at Baltimore, 1/15/12 (Div)

#### FEWEST, SEASON

319 2011

#### FEWEST, GAME

131 at Baltimore, 1/15/12 (Div)  
188 vs. Cincinnati, 1/7/12 (WC)

#### ALLOWED, SEASON

163 2011

#### ALLOWED, GAME

87 at Baltimore, 1/15/12 (Div)  
76 vs. Cincinnati, 1/7/12 (WC)

#### FEWEST ALLOWED, SEASON

163 2011

#### FEWEST ALLOWED, GAME

76 vs. Cincinnati, 1/7/12 (WC)  
87 at Baltimore, 1/15/12 (Div)

#### SEASON, BOTH TEAMS

482 2011

## GAME, BOTH TEAMS

264 Texans 188 vs. Cincinnati 76, 1/7/12 (WC)  
218 Texans 131 at Baltimore 87, 1/15/12 (Div)

## FEWEST, SEASON, BOTH TEAMS

482 2011

## FEWEST, GAME, BOTH TEAMS

218 Texans 131 at Baltimore 87, 1/15/12 (Div)  
264 Texans 188 vs. Cincinnati 76, 1/7/12 (WC)

## ATTEMPTS

### SEASON

63 2011

### GAME

35 vs. Cincinnati, 1/7/12 (WC)  
28 at Baltimore, 1/15/12 (Div)

### FEWEST, SEASON

63 2011

### FEWEST, GAME

28 at Baltimore, 1/15/12 (Div)  
35 vs. Cincinnati, 1/7/12 (WC)

### SEASON, OPPONENT

50 2011

### GAME, OPPONENT

31 at Baltimore, 1/15/12 (Div)  
19 vs. Cincinnati, 1/7/12 (WC)

### FEWEST, SEASON, OPPONENT

50 2011

### FEWEST, GAME, OPPONENT

19 vs. Cincinnati, 1/7/12 (WC)  
31 at Baltimore, 1/15/12 (Div)

## RUSHING AVERAGE

### SEASON

5.1 2011

### GAME

5.4 vs. Cincinnati, 1/7/12 (WC)  
4.7 at Baltimore, 1/15/12 (Div)

### LOWEST, SEASON

5.1 2011

### LOWEST, GAME

4.7 at Baltimore, 1/15/12 (Div)  
5.4 vs. Cincinnati, 1/7/12 (WC)

### SEASON, OPPONENT

3.3 2011

### GAME, OPPONENT

4.0 vs. Cincinnati, 1/7/12 (WC)  
2.8 at Baltimore, 1/15/12 (Div)

### LOWEST, SEASON, OPPONENT

3.3 2011

### LOWEST, GAME, OPPONENT

2.8 at Baltimore, 1/15/12 (Div)  
4.0 vs. Cincinnati, 1/7/12 (WC)

## RUSHING TOUCHDOWNS

### SEASON

3 2011

### GAME

2 vs. Cincinnati, 1/7/12 (WC)  
1 at Baltimore, 1/15/12 (Div)

### SEASON, OPPONENT

1 2011



# TEAM RECORDS

## GAME, OPPONENT

1 vs. Cincinnati, 1/7/12 (WC)

## 100-YARD RUSHING GAMES BY AN INDIVIDUAL SEASON

2 2011

## SEASON, OPPONENT

None

## CONSECUTIVE GAMES WITH A RUSHING TOUCHDOWN

### TEXANS

2 vs. Cincinnati, 1/7/12 (WC) through at Baltimore, 1/15/12 (Div)

### OPPONENT

None

## PASSING

### NET YARDS PASSING

#### MOST, SEASON

336 2011

#### MOST, GAME

184 at Baltimore, 1/15/12 (Div)

152 vs. Cincinnati, 1/7/12 (WC)

#### FEWEST, SEASON

336 2011

#### FEWEST, GAME

152 vs. Cincinnati, 1/7/12 (WC)

184 at Baltimore, 1/15/12 (Div)

#### MOST ALLOWED, SEASON

364 2011

#### MOST ALLOWED, GAME

224 vs. Cincinnati, 1/7/12 (WC)

140 at Baltimore, 1/15/12 (Div)

#### FEWEST ALLOWED, SEASON

364 2011

#### FEWEST ALLOWED, GAME

140 at Baltimore, 1/15/12 (Div)

224 vs. Cincinnati, 1/7/12 (WC)

#### MOST, SEASON, BOTH TEAMS

700 2011

#### MOST, GAME, BOTH TEAMS

376 Texans 152 vs. Cincinnati 224, 1/7/12 (WC)

324 Texans 184 at Baltimore 140, 1/15/12 (Div)

#### FEWEST, SEASON, BOTH TEAMS

700 2011

#### FEWEST, GAME, BOTH TEAMS

324 Texans 184 at Baltimore 140, 1/15/12 (Div)

376 Texans 152 vs. Cincinnati 224, 1/7/12 (WC)

### GROSS YARDS PASSING

#### MOST, SEASON

343 2011

#### MOST, GAME

184 at Baltimore, 1/15/12 (Div)

159 vs. Cincinnati, 1/7/12 (WC)

#### FEWEST, SEASON

343 2011

#### FEWEST, GAME

159 vs. Cincinnati, 1/7/12 (WC)

184 at Baltimore, 1/15/12 (Div)

### MOST ALLOWED, SEASON

433 2011

### MOST ALLOWED, GAME

257 vs. Cincinnati, 1/7/12 (WC)

176 at Baltimore, 1/15/12 (Div)

### FEWEST ALLOWED, SEASON

433 2011

### FEWEST ALLOWED, GAME

176 at Baltimore, 1/15/12 (Div)

257 vs. Cincinnati, 1/7/12 (WC)

### PASS ATTEMPTS

#### MOST, SEASON

55 2011

#### MOST, GAME

35 at Baltimore, 1/15/12 (Div)

20 vs. Cincinnati, 1/7/12 (WC)

#### FEWEST, SEASON

55 2011

#### FEWEST, GAME

20 vs. Cincinnati, 1/7/12 (WC)

35 at Baltimore, 1/15/12 (Div)

#### MOST, SEASON, OPPONENT

69 2011

#### MOST, GAME, OPPONENT

42 vs. Cincinnati, 1/7/12 (WC)

27 at Baltimore, 1/15/12 (Div)

#### FEWEST, SEASON, OPPONENT

69 2011

#### FEWEST, GAME, OPPONENT

27 at Baltimore, 1/15/12 (Div)

42 vs. Cincinnati, 1/7/12 (WC)

### PASS COMPLETIONS

#### MOST, SEASON

28 2011

#### MOST, GAME

17 at Baltimore, 1/15/12 (Div)

11 vs. Cincinnati, 1/7/12 (WC)

#### FEWEST, SEASON

28 2011

#### FEWEST, GAME

11 vs. Cincinnati, 1/7/12 (WC)

17 at Baltimore, 1/15/12 (Div)

#### MOST, SEASON, OPPONENT

41 2011

#### MOST, GAME, OPPONENT

27 vs. Cincinnati, 1/7/12 (WC)

14 at Baltimore, 1/15/12 (Div)

#### FEWEST, SEASON, OPPONENT

41 2011

#### FEWEST, GAME, OPPONENT

14 at Baltimore, 1/15/12 (Div)

27 vs. Cincinnati, 1/7/12 (WC)

### TOUCHDOWN PASSES

#### MOST, SEASON

1 2011

#### MOST, GAME

1 vs. Cincinnati, 1/7/12 (WC)

#### MOST, SEASON, OPPONENT

2 2011



# TEAM RECORDS

## **MOST, GAME, OPPONENT**

2 at Baltimore, 1/15/12 (Div)

## **CONSECUTIVE GAMES WITH A PASSING TOUCHDOWN**

### **TEXANS**

None

### **OPPONENT**

None

## **FIRST DOWNS**

### **MOST, SEASON**

35 2011

### **MOST, GAME**

19 vs. Cincinnati, 1/7/12 (WC)

16 at Baltimore, 1/15/12 (Div)

### **FEWEST, SEASON**

35 2011

### **FEWEST, GAME**

16 at Baltimore, 1/15/12 (Div)

19 vs. Cincinnati, 1/7/12 (WC)

### **MOST ALLOWED, SEASON**

32 2011

### **MOST ALLOWED, GAME**

21 vs. Cincinnati, 1/7/12 (WC)

11 at Baltimore, 1/15/12 (Div)

### **FEWEST ALLOWED, SEASON**

32 2011

### **FEWEST ALLOWED, GAME**

11 at Baltimore, 1/15/12 (Div)

21 vs. Cincinnati, 1/7/12 (WC)

### **MOST, SEASON, BOTH TEAMS**

67 2011

### **MOST, GAME, BOTH TEAMS**

40 Texans 19 vs. Cincinnati 21, 1/7/12 (WC)

27 Texans 16 at Baltimore 11, 1/15/12 (Div)

### **FEWEST, SEASON, BOTH TEAMS**

67 2011

### **FEWEST, GAME, BOTH TEAMS**

27 Texans 16 at Baltimore 11, 1/15/12 (Div)

40 Texans 19 vs. Cincinnati 21, 1/7/12 (WC)

## **RUSHING FIRST DOWNS**

### **MOST, SEASON**

14 2011

### **MOST, GAME**

9 vs. Cincinnati, 1/7/12 (WC)

5 at Baltimore, 1/15/12 (Div)

### **FEWEST, SEASON**

14 2011

### **FEWEST, GAME**

5 at Baltimore, 1/15/12 (Div)

9 vs. Cincinnati, 1/7/12 (WC)

### **MOST, SEASON, OPPONENT**

10 2011

### **MOST, GAME, OPPONENT**

8 vs. Cincinnati, 1/7/12 (WC)

2 at Baltimore, 1/15/12 (Div)

### **FEWEST, SEASON, OPPONENT**

10 2011

## **FEWEST, GAME, OPPONENT**

2 at Baltimore, 1/15/12 (Div)

8 vs. Cincinnati, 1/7/12 (WC)

## **PASSING FIRST DOWNS**

### **MOST, SEASON**

20 2011

### **MOST, GAME**

11 at Baltimore, 1/15/12 (Div)

9 vs. Cincinnati, 1/7/12 (WC)

### **FEWEST, SEASON**

20 2011

### **FEWEST, GAME**

9 vs. Cincinnati, 1/7/12 (WC)

11 at Baltimore, 1/15/12 (Div)

### **MOST, SEASON, OPPONENT**

20 2011

### **MOST, GAME, OPPONENT**

11 vs. Cincinnati, 1/7/12 (WC)

9 at Baltimore, 1/15/12 (Div)

### **FEWEST, SEASON, OPPONENT**

20 2011

### **FEWEST, GAME, OPPONENT**

9 at Baltimore, 1/15/12 (Div)

11 vs. Cincinnati, 1/7/12 (WC)

## **FIRST DOWNS BY PENALTY**

### **MOST, SEASON**

1 2011

### **MOST, GAME**

1 vs. Cincinnati, 1/7/12 (WC)

### **FEWEST, SEASON**

1 2011

### **FEWEST, GAME**

0 at Baltimore, 1/15/12 (Div)

### **MOST, SEASON, OPPONENT**

2 2011

### **MOST, GAME, OPPONENT**

2 vs. Cincinnati, 1/7/12 (WC)

### **FEWEST, SEASON, OPPONENT**

2 2011

### **FEWEST, GAME, OPPONENT**

0 at Baltimore, 1/15/12 (Div)

## **FIELD GOALS**

### **MOST, SEASON**

3 2011

### **FEWEST, SEASON**

3 201

### **MOST ATTEMPTED, SEASON**

4 2011

### **FEWEST ATTEMPTED, SEASON**

4 2011

### **MOST ATTEMPTED, GAME**

3 at Baltimore, 1/15/12 (Div)

1 vs. Cincinnati, 1/7/12 (WC)

### **MOST CONVERTED, GAME**

2 at Baltimore, 1/15/12 (Div)

1 vs. Cincinnati, 1/7/12 (WC)

### **CONSECUTIVE GAMES SCORING FIELD GOALS**

2 1/7/11 - 1/15/12

### **MOST FIELD GOALS MADE, SEASON, OPPONENT**

3 2011



# TEAM RECORDS

## FEWEST FIELD GOALS MADE, SEASON, OPPONENT

3 2011

## MOST FIELD GOALS ATTEMPTED, SEASON, OPPONENT

4 2011

## FEWEST FIELD GOALS ATTEMPTED, SEASON, OPPONENT

4 2011

## MOST FIELD GOALS ATTEMPTED, GAME, OPPONENT

2 vs. Cincinnati, 1/7/12 (WC)

2 at Baltimore, 1/15/12 (Div)

## MOST FIELD GOALS CONVERTED, GAME, OPPONENT

2 at Baltimore, 1/15/12 (Div)

1 vs. Cincinnati, 1/7/12 (WC)

## MOST FIELD GOALS CONVERTED, GAME, BOTH TEAMS

4 Texans 2 at Baltimore 2, 1/15/12 (Div)

2 Texans 1 vs. Cincinnati 1, 1/7/12 (WC)

## PUNTING

### MOST, SEASON

10 2011

### MOST, GAME

5 vs. Cincinnati, 1/7/12 (WC)

5 at Baltimore, 1/15/12 (Div)

### FEWEST, SEASON

10 2011

### FEWEST, GAME

2 vs. Cincinnati, 1/7/12 (WC)

2 at Baltimore, 1/15/12 (Div)

### MOST YARDS, SEASON

451 2011

### MOST YARDS, GAME

251 vs. Cincinnati, 1/7/12 (WC)

200 at Baltimore, 1/15/12 (Div)

### FEWEST YARDS, SEASON

451 2011

### FEWEST YARDS, GAME

200 at Baltimore, 1/15/12 (Div)

251 vs. Cincinnati, 1/7/12 (WC)

### MOST PUNTS, SEASON, OPPONENT

12 2011

### MOST PUNTS, GAME, OPPONENT

9 at Baltimore, 1/15/12 (Div)

3 vs. Cincinnati, 1/7/12 (WC)

### FEWEST PUNTS, SEASON, OPPONENT

12 2011

### FEWEST PUNTS, GAME, OPPONENT

3 vs. Cincinnati, 1/7/12 (WC)

9 at Baltimore, 1/15/12 (Div)

### MOST YARDS, SEASON, OPPONENT

589 2011

### MOST YARDS, GAME, OPPONENT

444 at Baltimore, 1/15/12 (Div)

145 vs. Cincinnati, 1/7/12 (WC)

### FEWEST PUNTING YARDS, SEASON, OPPONENT

589 2011

### FEWEST PUNTING YARDS, GAME, OPPONENT

145 vs. Cincinnati, 1/7/12 (WC)

444 at Baltimore, 1/15/12 (Div)

### MOST PUNTS, SEASON, BOTH TEAMS

22 2011

### MOST PUNTS, GAME, BOTH TEAMS

14 Texans 5 at Baltimore 9, 1/15/12 (Div)

8 Texans 5 vs. Cincinnati 3, 1/7/12 (WC)

## FEWEST PUNTS, SEASON, BOTH TEAMS

22 2011

## FEWEST PUNTS, GAME, BOTH TEAMS

8 Texans 5 vs. Cincinnati 3, 1/7/12 (WC)

14 Texans 5 at Baltimore 9, 1/15/12 (Div)

## HIGHEST PUNTING AVERAGE, SEASON

45.1 2011, 10 punts

## LOWEST PUNTING AVERAGE, SEASON

45.1 2011, 10 punts

## HIGHEST PUNTING AVERAGE, GAME (MINIMUM 4 PUNTS)

50.2 vs. Cincinnati, 1/7/12 (WC), 5 punts

40.0 at Baltimore, 1/15/12 (Div), 5 punts

## HIGHEST PUNTING AVERAGE, SEASON, OPPONENT

49.1 2011, 12 punts

## HIGHEST PUNTING AVERAGE, GAME, OPPONENT (MINIMUM 4 PUNTS)

49.3 at Baltimore, 1/15/12 (Div), 9 punts

## LOWEST PUNTING AVERAGE, SEASON, OPPONENT

49.1 2011, 12 punts

## LOWEST PUNTING AVERAGE, GAME, OPPONENT (MINIMUM 4 PUNTS)

49.3 at Baltimore, 1/15/12 (Div), 9 punts

## PUNT RETURNS

### MOST, SEASON

9 2011

### MOST, GAME

6 at Baltimore, 1/15/12 (Div)

3 vs. Cincinnati, 1/7/12 (WC)

### FEWEST, SEASON

9 2011

### FEWEST, GAME

3 vs. Cincinnati, 1/7/12 (WC)

6 at Baltimore, 1/15/12 (Div)

### MOST YARDS, SEASON

16 2011

### MOST YARDS, GAME

12 vs. Cincinnati, 1/7/12 (WC)

4 at Baltimore, 1/15/12 (Div)

### FEWEST YARDS, SEASON

16 2011

### FEWEST YARDS, GAME

4 at Baltimore, 1/15/12 (Div)

12 vs. Cincinnati, 1/7/12 (WC)

### HIGHEST AVERAGE, SEASON

1.8 2011

### HIGHEST AVERAGE, GAME (MINIMUM 4 RETURNS)

0.7 at Baltimore, 1/15/12 (Div)

### LOWEST AVERAGE, SEASON

1.8 2011

### LOWEST AVERAGE, GAME (MINIMUM 4 RETURNS)

0.7 at Baltimore, 1/15/12 (Div)

### MOST RETURNS, SEASON, OPPONENT

3 2011

### MOST RETURNS, GAME, OPPONENT

3 vs. Cincinnati, 1/7/12 (WC)

### FEWEST PUNT RETURNS, SEASON, OPPONENT

3 2011

### FEWEST PUNT RETURNS, GAME, OPPONENT

0 at Baltimore, 1/15/12 (Div)

### MOST PUNT RETURN YARDS, SEASON, OPPONENT

20 2011



# TEAM RECORDS

## **MOST PUNT RETURN YARDS, GAME, OPPONENT**

20 vs. Cincinnati, 1/7/12 (WC)

## **FEWEST PUNT RETURN YARDS, SEASON, OPPONENT**

20 2011

## **FEWEST PUNT RETURN YARDS, GAME, OPPONENT**

0 at Baltimore, 1/15/12 (Div)

## **HIGHEST PUNT RETURN AVERAGE, SEASON, OPPONENT**

6.7 2011

## **HIGHEST PUNT RETURN AVERAGE, GAME, OPPONENT (MINIMUM 4 RETURNS)**

None

## **LOWEST PUNT RETURN AVERAGE, SEASON, OPPONENT**

6.7 2011

## **LOWEST PUNT RETURN AVERAGE, GAME, OPPONENT (MINIMUM 4 RETURNS)**

None

## **MOST TOUCHDOWNS, PUNT RETURNS**

None

## **MOST TOUCHDOWNS, PUNT RETURNS, OPPONENT**

None

## **KICKOFF RETURNS**

### **MOST, SEASON**

4 2011

### **MOST, GAME**

4 at Baltimore, 1/15/12 (Div)

### **FEWEST, SEASON**

4 2011

### **FEWEST, GAME**

0 vs. Cincinnati, 1/7/12 (WC)

4 at Baltimore, 1/15/12 (Div)

### **MOST YARDS, SEASON**

133 2011

### **MOST YARDS, GAME**

133 at Baltimore, 1/15/12 (Div)

### **FEWEST YARDS, SEASON**

133 2011

### **FEWEST YARDS, GAME**

0 vs. Cincinnati, 1/7/12 (WC)

### **HIGHEST AVERAGE, SEASON**

33.3 2011

### **HIGHEST AVERAGE, GAME (MINIMUM 4 RETURNS)**

33.3 at Baltimore, 1/15/12 (Div)

### **LOWEST AVERAGE, SEASON**

33.3 2011

### **LOWEST AVERAGE, GAME (MINIMUM 4 RETURNS)**

33.3 at Baltimore, 1/15/12 (Div)

### **MOST RETURNS, SEASON, OPPONENT**

2 2011

### **MOST RETURNS, GAME, OPPONENT**

1 vs. Cincinnati, 1/7/12 (WC)

1 at Baltimore, 1/15/12 (Div)

### **FEWEST RETURNS, SEASON, OPPONENT**

2 2011

### **FEWEST RETURNS, GAME, OPPONENT**

1 vs. Cincinnati, 1/7/12 (WC)

1 at Baltimore, 1/15/12 (Div)

### **MOST RETURN YARDS, SEASON, OPPONENT**

47 2011

### **MOST RETURN YARDS, GAME, OPPONENT**

25 at Baltimore, 1/15/12 (Div)

22 vs. Cincinnati, 1/7/12 (WC)

## **FEWEST RETURN YARDS, SEASON, OPPONENT**

47 2011

## **FEWEST RETURN YARDS, GAME, OPPONENT**

22 vs. Cincinnati, 1/7/12 (WC)

25 at Baltimore, 1/15/12 (Div)

## **HIGHEST RETURN AVERAGE, SEASON, OPPONENT**

23.5 2011

## **HIGHEST RETURN AVERAGE, GAME, OPPONENT (MINIMUM 4 RETURNS)**

None

## **LOWEST RETURN AVERAGE, SEASON, OPPONENT**

23.5 2011

## **LOWEST RETURN AVERAGE, GAME, OPPONENT (MINIMUM 4 RETURNS)**

None

## **MOST TOUCHDOWNS, KICKOFF RETURNS, SEASON**

None

## **MOST TOUCHDOWNS, KICKOFF RETURNS, GAME**

None

## **MOST TOUCHDOWNS, KICKOFF RETURNS, SEASON, OPPONENT**

None

## **MOST TOUCHDOWNS, KICKOFF RETURNS, GAME, OPPONENT**

None

## **FUMBLES**

### **MOST FUMBLES, SEASON**

3 2011

### **MOST FUMBLES, GAME**

3 at Baltimore, 1/15/12 (Div)

### **MOST FUMBLES LOST, SEASON**

1 2011

### **MOST FUMBLES LOST, GAME**

1 at Baltimore, 1/15/12 (Div)

### **MOST TOUCHDOWNS, FUMBLE RECOVERY, SEASON**

None

### **MOST TOUCHDOWNS, FUMBLE RECOVERY, GAME**

None

### **MOST FUMBLES, SEASON, OPPONENT**

4 2011

### **MOST FUMBLES, GAME, OPPONENT**

3 at Baltimore, 1/15/12 (Div)

### **MOST FUMBLES LOST, SEASON, OPPONENT**

None

## **INTERCEPTIONS**

### **MOST INTERCEPTIONS THROWN, SEASON**

3 2011

### **MOST INTERCEPTIONS THROWN, GAME**

3 at Baltimore, 1/15/12 (Div)

### **FEWEST INTERCEPTIONS THROWN, SEASON**

3 2011

### **FEWEST INTERCEPTIONS THROWN, GAME**

0 vs. Cincinnati, 1/7/12 (WC)

### **MOST INTERCEPTIONS THROWN, SEASON, OPPONENT**

3 2011

### **MOST INTERCEPTIONS THROWN, GAME, OPPONENT**

3 vs. Cincinnati, 1/7/12 (WC)

### **FEWEST INTERCEPTIONS THROWN, SEASON, OPPONENT**

3 2011



# TEAM RECORDS

## FEWEST INTERCEPTIONS THROWN, GAME, OPPONENT

0 at Baltimore, 1/15/12 (Div)

## MOST INTERCEPTION RETURN YARDS, SEASON

28 2011

## MOST INTERCEPTION RETURN YARDS, GAME

28 vs. Cincinnati, 1/7/12 (WC)

## MOST INTERCEPTION RETURN YARDS, SEASON, OPPONENT

1 2011

## MOST INTERCEPTION RETURN YARDS, GAME, OPPONENT

1 at Baltimore, 1/15/12 (Div)

## TOTAL TURNOVERS

### MOST GIVEAWAYS, SEASON

4 2011 (3 interceptions, 1 fumble)

### FEWEST GIVEAWAYS, SEASON

4 2011 (3 interceptions, 1 fumble)

### MOST GIVEAWAYS, GAME

4 at Baltimore, 1/15/12 (Div) (3 interceptions, 1 fumble)

### FEWEST GIVEAWAYS, GAME

0 vs. Cincinnati, 1/7/12 (WC)

### MOST TAKEAWAYS, SEASON

3 2011 (3 interceptions)

### FEWEST TAKEAWAYS, SEASON

3 2011 (3 interceptions, 0 fumble recoveries)

### MOST TAKEAWAYS, GAME

3 vs. Cincinnati, 1/7/12 (WC) (3 interceptions)

### FEWEST TAKEAWAYS, GAME

0 at Baltimore, 1/15/12 (Div)

## SACKS

### MOST SACKS, SEASON

9 2011

### MOST SACKS, GAME

5 at Baltimore, 1/15/12 (Div)

4 vs. Cincinnati, 1/7/12 (WC)

### MOST SACKS, SEASON, OPPONENT

2 2011

### MOST SACKS, GAME, OPPONENT

2 vs. Cincinnati, 1/7/12 (WC)

## SAFETIES

### SEASON

None

### SEASON, OPPONENTS

None

### GAME

None

### GAME, OPPONENT

None

## PENALTIES

### MOST PENALTIES, SEASON

8 2011

### MOST PENALTIES, GAME

5 vs. Cincinnati, 1/7/12 (WC)

3 at Baltimore, 1/15/12 (Div)

### FEWEST PENALTIES, SEASON

8 2011

### FEWEST PENALTIES, GAME

3 at Baltimore, 1/15/12 (Div)

5 vs. Cincinnati, 1/7/12 (WC)

### MOST YARDS PENALIZED, SEASON

107 2011

### MOST YARDS PENALIZED, GAME

87 vs. Cincinnati, 1/7/12 (WC)

20 at Baltimore, 1/15/12 (Div)

### FEWEST YARDS PENALIZED, SEASON

107 2011

### FEWEST YARDS PENALIZED, GAME

20 at Baltimore, 1/15/12 (Div)

87 vs. Cincinnati, 1/7/12 (WC)

### MOST PENALTIES, SEASON, OPPONENT

3 2011

### MOST PENALTIES, GAME, OPPONENT

3 vs. Cincinnati, 1/7/12 (WC)

### FEWEST PENALTIES, SEASON, OPPONENT

3 2011

### FEWEST PENALTIES, GAME, OPPONENT

3 vs. Cincinnati, 1/7/12 (WC)

0 at Baltimore, 1/15/12 (Div)

### MOST YARDS PENALIZED, SEASON, OPPONENT

25 2011

### MOST YARDS PENALIZED, GAME, OPPONENT

25 vs. Cincinnati, 1/7/12 (WC)

0 at Baltimore, 1/15/12 (Div)

### FEWEST YARDS PENALIZED, SEASON, OPPONENT

25 2011

### FEWEST YARDS PENALIZED, GAME, OPPONENT

0 at Baltimore, 1/15/12 (Div)

25 vs. Cincinnati, 1/7/12 (WC)

### MOST PENALTIES, SEASON, BOTH TEAMS

11 2011

### MOST PENALTIES, GAME, BOTH TEAMS

8 Texans 5 vs. Cincinnati 3, 1/7/12 (WC)

3 Texans 3 at Baltimore 0, 1/15/12 (Div)

### FEWEST PENALTIES, SEASON, BOTH TEAMS

11 2011

### FEWEST PENALTIES, GAME, BOTH TEAMS

3 Texans 3 at Baltimore 0, 1/15/12 (Div)

8 Texans 5 vs. Cincinnati 3, 1/7/12 (WC)

### MOST YARDS PENALIZED, SEASON, BOTH TEAMS

132 2011

### MOST YARDS PENALIZED, GAME, BOTH TEAMS

112 Texans 87 vs. Cincinnati 25, 1/7/12 (WC)

20 Texans 20 at Baltimore 0, 1/15/12 (Div)





# TEAM HISTORY



# YEAR-BY-YEAR RESULTS

## 2002

Head Coach: Dom Capers

### Preseason (1-4)

Day	Date	W/L	Score	Opponent	H/A/N	Attend.	Venue	Surface	Temp.	Kickoff Time	Hou.	QB	Opp.	QB
Mon,	8/5/02	L	17-34	N.Y. Giants	N	22,461	Fawcett Stadium (Canton, Ohio)	Artificial	74°	8:07 p.m. ET	D. Carr	K. Collins		
Sat,	8/10/02	W	13-10	New Orleans	A	67,356	Louisiana Superdome	Artificial	NA	7:07 p.m. CT	D. Carr	A. Brooks		
Sat,	8/17/02	L	9-19	Kansas City	A	73,506	Arrowhead Stadium	Grass	74°	7:30 p.m. CT	D. Carr	T. Green		
Sat,	8/24/02	L	3-24	Miami	H	69,432	Reliant Stadium (roof open)	Grass	90°	7:10 p.m. CT	D. Carr	J. Fiedler		
Fri,	8/30/02	L	13-17	Tampa Bay	H	68,371	Reliant Stadium (roof open)	Grass	90°	7:06 p.m. CT	D. Carr	B. Johnson		

### Regular Season (4-12 overall; 4th AFC South; 2-6 home; 2-6 away)

Day	Date	W/L	Score	Opponent	H/A/N	Attend.	Venue	Surface	Temp.	Kickoff Time	Hou.	QB	Opp.	QB
Sun,	9/8/02	W	19-10	Dallas	H	69,604	Reliant Stadium (roof closed)	Grass	NA	7:36 p.m. CT	D. Carr	O. Carter		
Sun,	9/15/02	L	3-24	San Diego	A	56,098	Qualcomm Stadium	Grass	74°	1:15 p.m. PT	D. Carr	D. Brees		
Sun,	9/22/02	L	3-23	Indianapolis	H	69,204	Reliant Stadium (roof open)	Grass	81°	12:01 p.m. CT	D. Carr	P. Manning		
Sun,	9/29/02	L	17-35	Philadelphia	A	64,867	Veterans Stadium	NeXTurf	64°	1:02 p.m. ET	D. Carr	D. McNabb		
Sun,	10/13/02	L	24-31	Buffalo	H	70,120	Reliant Stadium (roof closed)	Grass	NA	12:02 p.m. CT	D. Carr	D. Bledsoe		
Sun,	10/20/02	L	17-34	Cleveland	A	73,248	Cleveland Browns Stadium	Grass	50°	4:05 p.m. ET	D. Carr	T. Couch		
Sun,	10/27/02	W	21-19	Jacksonville	A	53,721	ALLTEL Stadium	Grass	78°	4:15 p.m. ET	D. Carr	M. Brunell		
Sun,	11/3/02	L	3-38	Cincinnati	H	69,827	Reliant Stadium (roof closed)	Grass	NA	12:01 p.m. CT	D. Carr	J. Kitna		
Sun,	11/10/02	L	10-17	Tennessee	A	68,804	The Coliseum	Grass	76°	12:03 p.m. CT	D. Carr	S. McNair		
Sun,	11/17/02	L	21-24	Jacksonville	H	69,711	Reliant Stadium (roof open)	Grass	66°	12:02 p.m. CT	D. Carr	M. Brunell		
Sun,	11/24/02	W	16-14	N.Y. Giants	H	70,054	Reliant Stadium (roof open)	Grass	78°	3:15 p.m. CT	D. Carr	K. Collins		
Sun,	12/1/02	L	3-19	Indianapolis	A	56,820	RCA Dome	Astroturf	NA	4:00 p.m. ET	D. Carr	P. Manning		
Sun,	8/28/02	W	24-6	Pittsburgh	A	58,551	Heinz Field	Grass	35°	1:01 p.m. ET	D. Carr	T. Maddox		
Sun,	12/15/02	L	19-23	Baltimore	H	70,108	Reliant Stadium (roof open)	Grass	70°	12:02 p.m. CT	D. Carr	J. Blake		
Sun,	12/22/02	L	10-26	Washington	A	70,291	FedEx Field	Grass	54°	1:02 p.m. ET	D. Carr	P. Ramsey		
Sun,	12/29/02	L	3-13	Tennessee	H	70,694	Reliant Stadium (roof open)	Grass	64°	12:03 p.m. CT	D. Carr	S. McNair		

## 2003

Head Coach: Dom Capers

### Preseason (0-4)

Day	Date	W/L	Score	Opponent	H/A/N	Attend.	Venue	Surface	Temp.	Kickoff Time	Hou.	QB	Opp.	QB
Mon,	8/9/03	L	12-20	Denver	H	70,021	Reliant Stadium (roof closed)	Grass	NA	7:38 p.m. CT	D. Carr	J. Plummer		
Fri,	8/15/03	L	6-34	Dallas	A	60,058	Texas Stadium	Artificial	95°	7:06 p.m. CT	D. Carr	O. Carter		
Sat,	8/23/03	L	17-19	San Diego	H	70,007	Reliant Stadium (roof open)	Grass	89°	7:30 p.m. CT	D. Carr	D. Brees		
Thu,	8/28/03	L	3-34	Tampa Bay	A	64,808	Raymond James Stadium	Grass	82°	8:05 p.m. ET	D. Carr	B. Johnson		

### Regular Season (5-11 overall; 4th AFC South; 3-5 home; 2-6 away)

Day	Date	W/L	Score	Opponent	H/A/N	Attend.	Venue	Surface	Temp.	Kickoff Time	Hou.	QB	Opp.	QB
Sun,	9/7/03	W	21-20	Miami	A	73,010	Pro Player Stadium	Grass	89°	1:06 p.m. ET	D. Carr	J. Fiedler		
Sun,	9/14/03	L	10-31	New Orleans	A	68,390	Louisiana Superdome	Artificial	NA	12:02 p.m. CT	D. Carr	A. Brooks		
Sun,	9/21/03	L	14-42	Kansas City	H	70,487	Reliant Stadium (roof closed)	Grass	NA	12:02 p.m. CT	D. Carr	T. Green		
Sun,	9/28/03	W	24-20	Jacksonville	H	70,041	Reliant Stadium (roof open)	Grass	79°	12:05 p.m. CT	D. Carr	B. Leftwich		
Sun,	10/12/03	L	17-38	Tennessee	A	68,809	The Coliseum	Grass	69°	12:03 p.m. CT	D. Carr	S. McNair		
Sun,	10/19/03	L	14-19	N.Y. Jets	H	70,623	Reliant Stadium (roof open)	Grass	79°	3:05 p.m. ET	D. Carr	V. Testaverde		
Sun,	10/26/03	L	21-30	Indianapolis	A	56,132	RCA Dome	Artificial	NA	4:15 p.m. ET	D. Carr	P. Manning		
Sun,	11/2/03	W	14-10	Carolina	H	70,052	Reliant Stadium (roof open)	Grass	81°	12:02 p.m. CT	T. Banks	J. Delhomme		
Sun,	11/9/03	L	27-34	Cincinnati	A	50,437	Paul Brown Stadium	Grass	43°	1:03 p.m. ET	D. Carr	J. Kitna		
Sun,	11/16/03	W	12-10	Buffalo	A	72,677	Ralph Wilson Stadium	AstroPlay	47°	1:01 p.m. ET	D. Carr	D. Bledsoe		
Sun,	11/23/03	L	20-23	New England	H	70,719	Reliant Stadium (roof closed)	Grass	NA	12:02 p.m. CT	T. Banks	T. Brady		
Sun,	11/30/03	W	17-13	Atlanta	H	70,388	Reliant Stadium (roof open)	Grass	70°	12:03 p.m. CT	T. Banks	D. Johnson		
Sun,	12/7/03	L	0-27	Jacksonville	A	43,363	ALLTEL Stadium	Grass	56°	1:02 p.m. ET	D. Ragone	B. Leftwich		
Sun,	12/14/03	L	3-16	Tampa Bay	A	65,124	Raymond James Stadium	Grass	67°	1:01 p.m. ET	D. Ragone	B. Johnson		
Sun,	12/21/03	L	24-27	Tennessee	H	70,758	Reliant Stadium (roof closed)	Grass	NA	12:03 p.m. CT	D. Carr	S. McNair		
Sun,	12/28/03	L	17-20	Indianapolis	H	70,680	Reliant Stadium (roof closed)	Grass	NA	12:03 p.m. CT	D. Carr	P. Manning		



# YEAR-BY-YEAR RESULTS

## 2004

Head Coach: Dom Capers

### Preseason (1-3)

Day	Date	W/L	Score	Opponent	H/A/N	Attend.	Venue	Surface	Temp.	Kickoff Time	Hou. QB	Opp. QB
Sat,	8/14/04	W	18-0	Dallas	H	70,431	Reliant Stadium (roof open)	Grass	85°	7:06 p.m. CT	D. Carr	V. Testaverde
Sat,	8/21/04	L	3-38	Pittsburgh	A	56,028	Heinz Field	Artificial	70°	7:35 p.m. ET	D. Carr	T. Maddox
Fri,	8/27/04	L	17-31	Denver	A	71,256	INVESCO Field at Mile High	Grass	54°	7:06 p.m. MT	D. Carr	J. Plummer
Thu,	9/2/04	L	9-17	Tampa Bay	H	70,024	Reliant Stadium (roof open)	Grass	83°	7:07 p.m. CT	D. Carr	B. Johnson

### Regular Season (7-9 overall; 3rd AFC South; 3-5 home; 4-4 away)

Day	Date	W/L	Score	Opponent	H/A/N	Attend.	Venue	Surface	Temp.	Kickoff Time	Hou. QB	Opp. QB
Sun,	9/12/04	L	20-27	San Diego	H	70,255	Reliant Stadium (roof closed)	Grass	NA	12:05 p.m. CT	D. Carr	D. Brees
Sun,	9/19/04	L	16-28	Detroit	A	61,465	Ford Field	Field Turf	68°	1:04 p.m. ET	D. Carr	J. Harrington
Sun,	9/26/04	W	24-21	Kansas City	A	77,433	Arrowhead Stadium	Grass	71°	12:00 p.m. CT	D. Carr	T. Green
Sun,	10/3/04	W	30-17	Oakland	H	70,741	Reliant Stadium (roof closed)	Grass	NA	12:02 p.m. CT	D. Carr	K. Collins
Sun,	10/10/04	L	28-34	Minnesota	H	70,718	Reliant Stadium (roof closed)	Grass	NA	12:02 p.m. CT	D. Carr	D. Culpepper
Sun,	10/17/04	W	20-10	Tennessee	A	68,932	The Coliseum	Grass	60°	12:02 p.m. CT	D. Carr	S. McNair
Sun,	10/31/04	W	20-6	Jacksonville	H	70,502	Reliant Stadium (roof open)	Grass	85°	12:02 p.m. CT	D. Carr	B. Leftwich
Sun,	11/7/04	L	13-31	Denver	A	74,292	INVESCO Field at Mile High	Grass	69°	2:15 p.m. MT	D. Carr	J. Plummer
Sun,	11/14/04	L	14-49	Indianapolis	A	56,511	RCA Dome	Artificial	NA	1:00 p.m. ET	D. Carr	P. Manning
Sun,	11/21/04	L	13-16	Green Bay	H	70,769	Reliant Stadium (roof closed)	Grass	NA	7:35 p.m. CT	D. Carr	B. Favre
Sun,	11/28/04	W	31-21	Tennessee	H	70,721	Reliant Stadium (roof open)	Grass	66°	12:05 p.m. CT	D. Carr	S. McNair
Sun,	12/5/04	L	7-29	N.Y. Jets	A	77,875	The Meadowlands	FieldTurf	56°	1:03 p.m. ET	D. Carr	C. Hutchinson
Sun,	12/12/04	L	14-23	Indianapolis	H	70,762	Reliant Stadium (roof closed)	Grass	NA	12:02 p.m. CT	D. Carr	P. Manning
Sun,	12/19/04	W	24-5	Chicago	A	62,122	Soldier Field	Grass	12°	12:02 p.m. CT	D. Carr	C. Hutchinson
Sun,	12/26/04	W	21-0	Jacksonville	A	66,227	ALLTEL Stadium	Grass	40°	1:03 p.m. ET	D. Carr	B. Leftwich
Sun,	1/2/05	L	14-22	Cleveland	H	70,724	Reliant Stadium (roof closed)	Grass	72°	12:02 p.m. CT	D. Carr	K. Holcomb

## 2005

Head Coach: Dom Capers

### Preseason (1-3)

Day	Date	W/L	Score	Opponent	H/A/N	Attend.	Venue	Surface	Temp.	Kickoff Time	Hou. QB	Opp. QB
Sat,	8/13/05	L	14-20	Denver	H	70,016	Reliant Stadium (roof closed)	Grass	NA	7:07 p.m. CT	D. Carr	J. Plummer
Sat,	8/20/05	W	19-17	Oakland	H	70,116	Reliant Stadium (roof closed)	Grass	NA	7:07 p.m. CT	D. Carr	K. Collins
Sat,	8/27/05	L	9-21	Dallas	A	54,288	Texas Stadium	Artificial	93°	7:00 p.m. CT	D. Carr	D. Bledsoe
Thu,	9/1/05	L	14-38	Tampa Bay	A	63,591	Raymond James Stadium	Grass	84°	7:36 p.m. ET	D. Carr	B. Griese

### Regular Season (2-14 overall; 4th AFC South; 2-6 home; 0-8 away)

Day	Date	W/L	Score	Opponent	H/A/N	Attend.	Venue	Surface	Temp.	Kickoff Time	Hou. QB	Opp. QB
Sun,	9/11/05	L	7-22	Buffalo	A	71,781	Ralph Wilson Stadium	AstroPlay	76°	1:05 p.m. ET	D. Carr	J. Losman
Sun,	9/18/05	L	7-27	Pittsburgh	H	70,742	Reliant Stadium (roof open)	Grass	90°	12:02 p.m. CT	D. Carr	B. Roethlisberger
Sun,	10/2/05	L	10-16	Cincinnati	A	65,714	Paul Brown Stadium	FieldTurf	79°	1:02 p.m. ET	D. Carr	C. Palmer
Sun,	10/9/05	L	20-34	Tennessee	H	70,430	Reliant Stadium (roof closed)	Grass	NA	12:02 p.m. CT	D. Carr	S. McNair
Sun,	10/16/05	L	10-42	Seattle	A	66,196	Owest Field	FieldTurf	57°	5:38 p.m. PT	D. Carr	M. Hasselbeck
Sun,	10/23/05	L	20-38	Indianapolis	H	70,621	Reliant Stadium (roof closed)	Grass	NA	12:03 p.m. CT	D. Carr	P. Manning
Sun,	10/30/05	W	19-16	Cleveland	H	70,064	Reliant Stadium (roof open)	Grass	78°	12:02 p.m. CT	D. Carr	T. Dillfer
Sun,	11/6/05	L	14-21	Jacksonville	A	64,613	ALLTEL Stadium	Grass	79°	1:01 p.m. ET	D. Carr	B. Leftwich
Sun,	11/13/05	L	17-31	Indianapolis	A	57,209	RCA Dome	Artificial	NA	1:03 p.m. ET	D. Carr	P. Manning
Sun,	11/20/05	L	17-45	Kansas City	H	70,481	Reliant Stadium (roof open)	Grass	58°	7:37 p.m. CT	D. Carr	T. Green
Sun,	11/27/05	L	27-33	St. Louis	H	70,010	Reliant Stadium (roof closed)	Grass	NA	12:03 p.m. CT	D. Carr	J. Martin
Sun,	12/4/05	L	15-16	Baltimore	A	69,909	M&T Bank Stadium	Momentum	47°	1:02 p.m. ET	D. Carr	K. Boller
Sun,	12/11/05	L	10-13	Tennessee	A	69,149	The Coliseum	Grass	43°	12:03 p.m. CT	D. Carr	S. McNair
Sun,	12/18/05	W	30-19	Arizona	H	70,024	Reliant Stadium (roof closed)	Grass	NA	12:02 p.m. CT	D. Carr	K. Warner
Sat,	12/24/05	L	20-38	Jacksonville	H	70,025	Reliant Stadium (roof open)	Grass	65°	12:03 p.m. CT	D. Carr	D. Garrard
Sun,	1/1/06	L	17-20	San Francisco	A	67,970	Monster Park	Grass	56°	1:05 p.m. PT	D. Carr	A. Smith



# YEAR-BY-YEAR RESULTS

## 2006

Head Coach: Gary Kubiak

### Preseason (3-1)

Day	Date	W/L	Score	Opponent	H/A/N	Attend.	Venue	Surface	Temp.	Kickoff Time	Hou. QB	Opp. QB
Sat.	8/12/06	W	24-14	Kansas City	H	70,016	Reliant Stadium (roof closed)	Grass	NA	7:07 p.m. CT	D. Carr	T. Green
Sat.	8/19/06	W	27-20	St. Louis	A	65,391	Edward Jones Dome	Artificial	NA	7:00 p.m. CT	D. Carr	M. Bulger
Sat.	8/27/06	L	14-17	Denver	A	73,689	INVESCO Field at Mile High	Grass	70°	6:04 p.m. MT	D. Carr	J. Plummer
Thu.	8/31/06	W	16-13	Tampa Bay	H	70,037	Reliant Stadium (roof closed)	Grass	NA	7:07 p.m. CT	S. Rosenfels	C. Simms

### Regular Season (6-10 overall; 4th AFC South; 4-4 home; 2-6 away)

Day	Date	W/L	Score	Opponent	H/A/N	Attend.	Venue	Surface	Temp.	Kickoff Time	Hou. QB	Opp. QB
Sun.	9/10/06	L	10-24	Philadelphia	H	70,180	Reliant Stadium (roof closed)	Grass	NA	12:02 p.m. CT	D. Carr	D. McNabb
Sun.	9/17/06	L	24-43	Indianapolis	A	56,614	RCA Dome	FieldTurf	NA	1:03 p.m. ET	D. Carr	P. Manning
Sun.	9/24/06	L	15-31	Washington	H	70,069	Reliant Stadium (roof closed)	Grass	NA	12:03 p.m. CT	D. Carr	M. Brunell
Sun.	10/1/06	W	17-15	Miami	H	70,071	Reliant Stadium (roof closed)	Grass	NA	12:02 p.m. CT	D. Carr	D. Culpepper
Sun.	10/15/06	L	6-34	Dallas	A	63,186	Texas Stadium	Sportfield Turf	66°	12:02 p.m. CT	D. Carr	D. Bledsoe
Sun.	10/22/06	W	27-7	Jacksonville	H	70,035	Reliant Stadium (roof closed)	Grass	NA	12:03 p.m. CT	D. Carr	B. Leftwich
Sun.	10/29/06	L	22-28	Tennessee	A	69,143	LP Field	Grass	72°	2:02 p.m. CT	D. Carr	V. Young
Sun.	11/5/06	L	10-14	N.Y. Giants	A	78,485	Giants Stadium	FieldTurf	46°	1:02 p.m. ET	D. Carr	E. Manning
Sun.	11/12/06	W	13-10	Jacksonville	A	65,918	ALLTEL Stadium	Grass	56°	1:03 p.m. ET	D. Carr	D. Garrard
Sun.	11/19/06	L	21-24	Buffalo	H	70,125	Reliant Stadium (roof open)	Grass	61°	12:03 p.m. CT	D. Carr	J. Losman
Sun.	11/26/06	L	11-26	N.Y. Jets	A	76,596	The Meadowlands	FieldTurf	56°	1:02 p.m. ET	D. Carr	C. Pennington
Sun.	12/3/06	W	23-14	Oakland	A	46,276	McAfee Coliseum	Grass	56°	1:05 p.m. PT	D. Carr	A. Brooks
Sun.	12/10/06	OT	20-26	Tennessee	H	70,760	Reliant Stadium (roof closed)	Grass	NA	12:02 p.m. CT	D. Carr	V. Young
Sun.	12/17/06	L	7-40	New England	A	68,756	Gillette Stadium	Grass	52°	1:02 p.m. ET	D. Carr	T. Brady
Sun.	12/24/06	W	27-24	Indianapolis	H	70,132	Reliant Stadium (roof closed)	Grass	NA	12:03 p.m. CT	D. Carr	P. Manning
Sun.	12/31/06	W	14-6	Cleveland	H	70,097	Reliant Stadium (roof closed)	Grass	NA	12:02 p.m. CT	D. Carr	C. Frye

## 2007

Head Coach: Gary Kubiak

### Preseason (2-2)

Day	Date	W/L	Score	Opponent	H/A/N	Attend.	Venue	Surface	Temp.	Kickoff Time	Hou. QB	Opp. QB
Sat.	8/11/07	L	19-20	Chicago	H	70,060	Reliant Stadium (roof closed)	Grass	NA	7:08 p.m. CT	M. Schaub	R. Grossman
Sat.	8/18/07	W	33-20	Arizona	A	64,405	Univ. of Phoenix Stadium (roof closed)	Grass	NA	1:05 p.m. MT	M. Schaub	M. Leinart
Sat.	8/25/07	W	28-16	Dallas	H	70,516	Reliant Stadium (roof closed)	Grass	NA	7:08 p.m. CT	M. Schaub	T. Romo
Thu.	8/30/07	L	24-31	Tampa Bay	A	64,321	Raymond James Stadium	Grass	90°	8:08 p.m. ET	S. Rosenfels	L. McCown

### Regular Season (8-8 overall; 4th AFC South; 6-2 home; 2-6 away)

Day	Date	W/L	Score	Opponent	H/A/N	Attend.	Venue	Surface	Temp.	Kickoff Time	Hou. QB	Opp. QB
Sun.	9/9/07	W	20-3	Kansas City	H	70,080	Reliant Stadium (roof closed)	Grass	NA	12:05 p.m. CT	M. Schaub	D. Huard
Sun.	9/16/07	W	34-21	Carolina	A	73,665	Bank of America Stadium	Grass	74°	1:02 p.m. ET	M. Schaub	J. Delhomme
Sun.	9/23/07	L	24-30	Indianapolis	H	70,132	Reliant Stadium (roof closed)	Grass	NA	12:03 p.m. CT	M. Schaub	P. Manning
Sun.	9/30/07	L	16-26	Atlanta	A	69,312	The Georgia Dome	Field Turf	NA	1:02 p.m. ET	M. Schaub	J. Harrington
Sun.	10/7/07	W	22-19	Miami	H	70,156	Reliant Stadium (roof closed)	Grass	NA	12:02 p.m. CT	M. Schaub	T. Green
Sun.	10/14/07	L	17-37	Jacksonville	A	63,715	Jacksonville Municipal Stadium	Grass	81°	1:03 p.m. ET	M. Schaub	D. Garrard
Sun.	10/21/07	L	36-38	Tennessee	H	70,734	Reliant Stadium (roof open)	Grass	NA	12:02 p.m. CT	M. Schaub	K. Collins
Sun.	10/28/07	L	10-35	San Diego	A	60,439	Qualcomm Stadium	Grass	78°	1:05 p.m. PT	M. Schaub	P. Rivers
Sun.	11/4/07	W	24-17	Oakland	A	49,603	McAfee Coliseum	Grass	70°	1:15 p.m. PT	S. Rosenfels	J. McCown
Sun.	11/18/07	W	23-10	New Orleans	H	70,780	Reliant Stadium (roof closed)	Grass	NA	12:02 p.m. CT	M. Schaub	D. Brees
Sun.	11/25/07	L	17-27	Cleveland	A	72,730	Cleveland Browns Stadium	Grass	41°	1:03 p.m. ET	M. Schaub	D. Anderson
Sun.	12/2/07	L	22-28	Tennessee	A	69,143	LP Field	Grass	61°	12:02 p.m. CT	M. Schaub	V. Young
Sun.	12/9/07	W	28-14	Tampa Bay	H	70,237	Reliant Stadium (roof closed)	Grass	NA	12:01 p.m. CT	S. Rosenfels	J. McCown
Thu.	12/13/07	W	31-13	Denver	H	70,747	Reliant Stadium (roof open)	Grass	59°	7:15 p.m. CT	S. Rosenfels	J. Cutler
Sun.	12/23/07	L	15-38	Indianapolis	A	57,262	RCA Dome	FieldTurf	NA	1:02 p.m. ET	S. Rosenfels	P. Manning
Sun.	12/30/07	W	42-28	Jacksonville	H	70,660	Reliant Stadium (roof closed)	Grass	NA	12:02 p.m. CT	S. Rosenfels	Q. Gray



# YEAR-BY-YEAR RESULTS

## 2008

Head Coach: Gary Kubiak

### Preseason (2-2)

Day	Date	W/L	Score	Opponent	H/A/N	Attend.	Venue	Surface	Temp.	Kickoff Time	Hou. QB	Opp. QB
Sat,	8/9/08	W	19-16	Denver	H	70,020	Reliant Stadium (roof closed)	Grass	NA	7:07 p.m. CT	M. Schaub	J. Cutler
Sat,	8/16/08	W	31-27	New Orleans	A	64,405	Louisiana Superdome	Momentum	NA	7:06 p.m. CT	M. Schaub	D. Brees
Sat,	8/22/08	L	22-23	Dallas	A	60,795	Texas Stadium	Artificial	94°	7:05 p.m. CT	M. Schaub	T. Romo
Thu,	8/28/08	L	6-16	Tampa Bay	H	70,011	Reliant Stadium (roof closed)	Grass	NA	7:07 p.m. CT	S. Rosenfels	L. McCown

### Regular Season (8-8 overall; 3rd AFC South; 6-2 home; 2-6 away)

Day	Date	W/L	Score	Opponent	H/A/N	Attend.	Venue	Surface	Temp.	Kickoff Time	Hou. QB	Opp. QB
Sun,	9/7/08	L	17-38	Pittsburgh	A	64,001	Heinz Field	DD Grassmaster	72°	1:02 p.m. ET	M. Schaub	B. Roethlisberger
Sun,	9/21/08	L	12-31	Tennessee	A	69,143	LP Field	Grass	80°	12:02 p.m. CT	M. Schaub	K. Collins
Sun,	9/28/08	L, OT	27-30	Jacksonville	A	64,061	Jacksonville Municipal Stadium	Grass	82°	1:02 p.m. ET	M. Schaub	D. Garrard
Sun,	10/5/08	L	27-31	Indianapolis	H	70,118	Reliant Stadium (roof open)	Grass	82°	12:02 p.m. CT	S. Rosenfels	P. Manning
Sun,	10/12/08	W	29-28	Miami	H	70,023	Reliant Stadium (roof open)	Grass	79°	12:02 p.m. CT	M. Schaub	C. Pennington
Sun,	10/19/08	W	28-21	Detroit	H	70,081	Reliant Stadium (roof open)	Grass	77°	3:05 p.m. CT	M. Schaub	D. Orlovsky
Sun,	10/26/08	W	35-6	Cincinnati	H	70,112	Reliant Stadium (roof open)	Grass	82°	2:47 p.m. CT	M. Schaub	R. Fitzpatrick
Sun,	11/2/08	L	21-28	Minnesota	A	62,839	Metrodome	FieldTurf	NA	12:05 p.m. CT	M. Schaub	G. Frotette
Sun,	11/9/08	L	13-41	Baltimore	H	70,552	Reliant Stadium (roof open)	Grass	69°	12:02 p.m. CT	S. Rosenfels	J. Flacco
Sun,	11/16/08	L	27-33	Indianapolis	A	66,201	Lucas Oil Stadium (roof closed)	FieldTurf	NA	1:02 p.m. ET	S. Rosenfels	P. Manning
Sun,	11/23/08	W	16-6	Cleveland	A	72,077	Cleveland Browns Stadium	Grass	30°	1:03 p.m. ET	S. Rosenfels	B. Quinn
Mon,	12/1/08	W	30-17	Jacksonville	H	70,809	Reliant Stadium (roof open)	Grass	53°	7:40 p.m. CT	S. Rosenfels	D. Garrard
Sun,	12/7/08	W	24-21	Green Bay	A	70,245	Lambeau Field	DD Grassmaster	3°	12:02 p.m. CT	M. Schaub	A. Rodgers
Sun,	12/14/08	W	13-12	Tennessee	H	70,831	Reliant Stadium (roof open)	Grass	82°	12:05 p.m. CT	M. Schaub	K. Collins
Sun,	12/21/08	L	16-27	Oakland	A	43,687	Oakland-Alameda County Coliseum	Grass	48°	1:05 p.m. PT	M. Schaub	J. Russell
Sun,	12/28/08	W	31-24	Chicago	H	70,838	Reliant Stadium (roof open)	Grass	46°	12:03 p.m. CT	M. Schaub	K. Orton

## 2009

Head Coach: Gary Kubiak

### Preseason (2-2)

Day	Date	W/L	Score	Opponent	H/A/N	Attend.	Venue	Surface	Temp.	Kickoff Time	Hou. QB	Opp. QB
Sat,	8/15/09	W	16-10	Kansas City	A	64,781	Arrowhead Stadium	Grass	78°	7:00 p.m. CT	M. Schaub	M. Cassel
Sat,	8/22/09	L	14-38	New Orleans	H	70,107	Reliant Stadium (roof closed)	Grass	NA	7:09 p.m. CT	M. Schaub	D. Brees
Mon,	8/31/09	L	10-17	Minnesota	H	70,191	Reliant Stadium (roof closed)	Grass	NA	7:06 p.m. CT	M. Schaub	B. Favre
Fri,	9/4/09	W	27-20	Tampa Bay	A	63,831	Raymond James Stadium	Grass	88°	7:07 p.m. ET	D. Orlovsky	J. Freeman

### Regular Season (9-7 overall; 2nd AFC South; 4-4 home; 5-3 away)

Day	Date	W/L	Score	Opponent	H/A/N	Attend.	Venue	Surface	Temp.	Kickoff Time	Hou. QB	Opp. QB
Sun,	9/13/09	L	7-24	N.Y. Jets	H	70,118	Reliant Stadium (roof closed)	Grass	NA	12:03 p.m. CT	M. Schaub	M. Sanchez
Sun,	9/20/09	W	34-31	Tennessee	A	69,143	LP Field	Grass	77°	12:03 p.m. CT	M. Schaub	K. Collins
Sun,	9/27/09	L	24-34	Jacksonville	H	70,083	Reliant Stadium (roof open)	Grass	85°	12:03 p.m. CT	M. Schaub	D. Garrard
Sun,	10/4/09	W	29-6	Oakland	H	70,291	Reliant Stadium (roof closed)	Grass	NA	12:02 p.m. CT	M. Schaub	J. Russell
Sun,	10/11/09	L	21-28	Arizona	A	61,819	Univ. of Phoenix Stadium (roof closed)	Grass	NA	1:15 p.m. MT	M. Schaub	K. Warner
Sun,	10/18/09	W	28-17	Cincinnati	A	64,019	Paul Brown Stadium	FieldTurf	49°	1:02 p.m. ET	M. Schaub	C. Palmer
Sun,	10/25/09	W	24-21	San Francisco	H	70,820	Reliant Stadium (roof closed)	Grass	74°	12:04 p.m. CT	M. Schaub	S. Hille
Sun,	11/1/09	W	31-10	Buffalo	A	69,790	Ralph Wilson Stadium	AstroPlay	49°	1:02 p.m. ET	M. Schaub	R. Fitzpatrick
Sun,	11/8/09	L	17-20	Indianapolis	A	66,033	Lucas Oil Stadium (roof open)	FieldTurf	69°	1:02 p.m. ET	M. Schaub	P. Manning
Mon,	11/23/09	L	17-20	Tennessee	H	71,153	Reliant Stadium (roof closed)	Grass	NA	12:05 p.m. CT	M. Schaub	V. Young
Sun,	11/29/09	L	27-35	Indianapolis	H	70,990	Reliant Stadium (roof closed)	Grass	NA	12:02 p.m. CT	M. Schaub	P. Manning
Sun,	12/6/09	L	18-23	Jacksonville	A	42,079	Jacksonville Municipal Stadium	Grass	54°	1:03 p.m. ET	M. Schaub	D. Garrard
Sun,	12/13/09	W	34-7	Seattle	H	70,380	Reliant Stadium (roof closed)	Grass	NA	12:02 p.m. CT	M. Schaub	M. Hasselbeck
Sun,	12/20/09	W	16-13	St. Louis	A	46,256	Edward Jones Dome	FieldTurf	NA	12:00 p.m. CT	M. Schaub	K. Null
Sun,	12/27/09	W	27-20	Miami	A	65,847	Land Shark Stadium	Grass	75°	1:02 p.m. ET	M. Schaub	C. Henne
Sun,	1/3/10	W	34-27	New England	H	71,029	Reliant Stadium (roof closed)	Grass	NA	12:02 p.m. CT	M. Schaub	T. Brady



# YEAR-BY-YEAR RESULTS

## 2010

Head Coach: Gary Kubiak

### Preseason (1-3)

Day	Date	W/L	Score	Opponent	H/A/N	Attend.	Venue	Surface	Temp.	Kickoff Time	Hou. QB	Opp. QB
Sat.	8/14/10	L	16-19	Arizona	A	61,489	Univ. of Phoenix Stadium (roof closed)	Grass	NA	5:07 p.m. MT	M. Schaub	M. Leinart
Sat.	8/21/10	L	20-38	New Orleans	A	70,025	Louisiana Superdome	Momentum	NA	7:07 p.m. CT	M. Schaub	D. Brees
Sat.	8/28/10	W	23-7	Dallas	H	70,725	Reliant Stadium (roof closed)	Grass	NA	7:05 p.m. CT	M. Schaub	T. Romo
Thu.	9/2/10	L	17-24	Tampa Bay	H	70,035	Reliant Stadium (roof closed)	Grass	NA	7:07 p.m. ET	D. Orlovsky	R. Carpenter

### Regular Season (6-10 overall; 3rd AFC South; 4-4 home; 2-6 away)

Day	Date	W/L	Score	Opponent	H/A/N	Attend.	Venue	Surface	Temp.	Kickoff Time	Hou. QB	Opp. QB
Sun.	9/12/10	W	34-24	Indianapolis	H	70,974	Reliant Stadium (roof closed)	Grass	NA	12:02 p.m. CT	M. Schaub	P. Manning
Sun.	9/19/10	W	OT 30-27	Washington	A	88,240	FedEx Field	Grass	85°	4:15 p.m. ET	M. Schaub	D. McNabb
Sun.	9/26/10	L	13-27	Dallas	H	71,456	Reliant Stadium (roof closed)	Grass	NA	12:02 p.m. CT	M. Schaub	T. Romo
Sun.	10/3/10	W	31-24	Oakland	A	32,218	Oakland-Alameda County Coliseum	Grass	71°	1:05 p.m. PT	M. Schaub	B. Gradkowski
Sun.	10/10/10	L	10-34	N.Y. Giants	H	71,110	Reliant Stadium (roof closed)	Grass	NA	12:03 p.m. CT	M. Schaub	E. Manning
Sun.	10/17/10	W	35-31	Kansas City	H	70,926	Reliant Stadium (roof open)	Grass	78°	12:03 p.m. ET	M. Schaub	M. Cassel
Mon.	11/1/10	L	17-30	Indianapolis	A	66,363	Lucas Oil Stadium (roof closed)	FieldTurf	NA	8:41 p.m. ET	M. Schaub	P. Manning
Sun.	11/7/10	L	23-29	San Diego	H	70,886	Reliant Stadium (roof open)	Grass	63°	12:02 p.m. CT	M. Schaub	P. Rivers
Sun.	11/14/10	L	24-31	Jacksonville	A	63,340	EverBank Field	Grass	70°	1:04 p.m. ET	M. Schaub	D. Garrard
Sun.	11/21/10	L	27-30	N.Y. Jets	A	78,843	New Meadowlands Stadium	FieldTurf	46°	1:03 p.m. ET	M. Schaub	M. Sanchez
Sun.	11/28/10	W	20-0	Tennessee	H	70,855	Reliant Stadium (roof closed)	Grass	NA	12:02 p.m. CT	M. Schaub	R. Smith
Thu.	12/2/10	L	24-34	Philadelphia	A	69,144	Lincoln Financial Field	Grass	36°	8:30 p.m. ET	M. Schaub	M. Vick
Mon.	12/13/10	L	OT 28-34	Baltimore	H	71,413	Reliant Stadium (roof closed)	Grass	NA	12:02 p.m. CT	M. Schaub	J. Flacco
Sun.	12/19/10	L	17-31	Tennessee	A	69,143	LP Field	Grass	36°	12:02 p.m. CT	M. Schaub	K. Collins
Sun.	12/26/10	L	23-24	Denver	A	73,691	INVESCO Field at Mile High	Grass	50°	2:06 p.m. MT	M. Schaub	T. Tebow
Sun.	1/2/11	W	34-17	Jacksonville	H	71,023	Reliant Stadium (roof open)	Grass	60°	3:15 p.m. CT	M. Schaub	T. Edwards

## 2011

Head Coach: Gary Kubiak

### Preseason (3-1)

Day	Date	W/L	Score	Opponent	H/A/N	Attend.	Venue	Surface	Temp.	Kickoff Time	Hou. QB	Opp. QB
Mon.	8/15/11	W	20-16	N.Y. Jets	H	70,511	Reliant Stadium (roof closed)	Grass	NA	7:05 p.m. CT	M. Schaub	M. Sanchez
Sat.	8/20/11	W	27-14	New Orleans	H	70,828	Reliant Stadium (roof closed)	Grass	NA	7:06 p.m. CT	M. Schaub	D. Brees
Sat.	8/27/11	W	30-7	San Francisco	A	69,732	Candlestick Park	Grass	68°	5:05 p.m. PT	M. Schaub	A. Smith
Thu.	9/1/11	L	0-28	Minnesota	A	62,148	Mall of America Field at HHH Metrodome	UBU Speed Series SSM	NA	7:07 p.m. ET	M. Leinart	C. Ponder

### Regular Season (10-6 overall; 1st AFC South; 5-3 home; 5-3 away)

Day	Date	W/L	Score	Opponent	H/A/N	Attend.	Venue	Surface	Temp.	Kickoff Time	Hou. QB	Opp. QB
Sun.	9/11/11	W	34-7	Indianapolis	H	71,444	Reliant Stadium (roof closed)	Grass	NA	12:05 p.m. CT	M. Schaub	K. Collins
Sun.	9/18/11	W	23-13	Miami	A	51,032	Sun Life Stadium	Grass	87°	4:15 p.m. ET	M. Schaub	C. Henne
Sun.	9/25/11	L	33-40	New Orleans	A	73,002	Louisiana Superdome	UBU Speed Series SSM	NA	12:02 p.m. CT	M. Schaub	D. Brees
Sun.	10/2/11	W	17-10	Pittsburgh	H	71,585	Reliant Stadium (roof closed)	Grass	NA	12:03 p.m. CT	M. Schaub	B. Roethlisberger
Sun.	10/9/11	L	20-25	Oakland	H	71,420	Reliant Stadium (roof closed)	Grass	NA	12:02 p.m. CT	M. Schaub	J. Campbell
Sun.	10/16/11	L	14-29	Baltimore	A	71,154	M&T Stadium	SportExeMomentum	72°	4:06 p.m. ET	M. Schaub	J. Flacco
Sun.	10/23/11	W	41-7	Tennessee	A	69,143	LP Field	Grass	72°	12:02 p.m. CT	M. Schaub	M. Hasselbeck
Sun.	10/30/11	W	24-14	Jacksonville	H	71,412	Reliant Stadium (roof open)	Grass	68°	12:02 p.m. CT	M. Schaub	B. Gabbert
Sun.	11/6/11	W	30-12	Cleveland	H	71,511	Reliant Stadium (roof closed)	Grass	NA	12:03 p.m. CT	M. Schaub	C. McCoy
Sun.	11/13/11	W	37-9	Tampa Bay	A	56,037	Raymond James Stadium	Grass	77°	1:02 p.m. ET	M. Schaub	J. Freeman
Sun.	11/27/11	W	20-13	Jacksonville	A	62,004	EverBank Field	Grass	75°	1:03 p.m. ET	M. Leinart	B. Gabbert
Sun.	12/4/11	W	17-10	Atlanta	H	71,545	Reliant Stadium (roof closed)	Grass	NA	12:03 p.m. ET	T. Yates	M. Ryan
Sun.	12/11/11	W	20-19	Cincinnati	A	41,202	Paul Brown Stadium	FieldTurf	34°	1:02 p.m. ET	T. Yates	A. Dalton
Sun.	12/18/11	L	13-28	Carolina	H	71,540	Reliant Stadium (roof closed)	Grass	NA	12:03 p.m. CT	T. Yates	C. Newton
Thu.	12/22/11	L	16-19	Indianapolis	A	64,159	Lucas Oil Stadium (roof closed)	Artificial	NA	8:29 p.m. ET	T. Yates	D. Orlovsky
Sun.	1/1/12	L	22-23	Tennessee	H	71,512	Reliant Stadium (roof closed)	Grass	NA	12:02 p.m. CT	T. Yates	M. Hasselbeck

### Postseason (1-1 overall; AFC Divisional)

Day	Date	W/L	Score	Opponent	H/A/N	Attend.	Venue	Surface	Temp.	Kickoff Time	Hou. QB	Opp. QB
*Sat.	1/7/12	W	31-10	Cincinnati	H	71,725	Reliant Stadium (roof closed)	Grass	NA	3:35 p.m. CT	T. Yates	A. Dalton
#Sun.	1/15/12	L	13-20	Baltimore	A	71,547	M&T Stadium	SportExeMomentum	31°	1:05 p.m. ET	T. Yates	J. Flacco

\* - AFC Wild Card; # - AFC Divisional



# TEXANS ATTENDANCE RECORDS

## TOP 10 HOME ATTENDANCE

Attendance	Date	Opponent	Result
71,725	1/7/12	Cincinnati	W, 31-10
71,585	10/2/11	Pittsburgh	W, 17-10
71,545	12/4/11	Atlanta	W, 17-10
71,540	12/18/11	Carolina	L, 28-13
71,512	1/1/12	Tennessee	L, 23-22
71,511	11/6/11	Cleveland	W, 30-12
71,456	9/26/10	Dallas	L, 27-13
71,444	9/11/11	Indianapolis	W, 34-7
71,420	10/9/11	Oakland	L, 25-20
71,413	12/13/10	Baltimore	L, 34-28

\* - Wild Card Game

## OVERALL HOME ATTENDANCE (Regular season only)

Year	Games	Total	Average
2002	8	559,322	69,915
2003	8	563,748	70,468
2004	8	565,192	70,649
2005	8	562,397	70,300
2006	8	561,469	70,184
2007	8	564,159	70,520
2008	8	563,364	70,421
2009	8	564,864	70,608
2010	8	568,643	71,081
2011	8	571,969	71,496

## TOP 10 ROAD ATTENDANCE

Attendance	Date	Opponent	Result
88,240	9/19/10	Washington	W, 30-27
78,843	11/21/10	N.Y. Jets	L, 30-27
78,485	11/5/06	N.Y. Giants	L, 14-10
77,875	12/5/04	N.Y. Jets	L, 29-7
77,433	9/26/04	Kansas City	W, 24-21
76,596	11/26/06	N.Y. Jets	L, 26-11
74,292	11/7/04	Denver	L, 31-13
73,691	12/26/10	Denver	L, 24-23
73,665	9/16/07	Carolina	W, 34-24
73,248	10/20/02	Cleveland	L, 34-17

## OVERALL AWAY ATTENDANCE (Regular season only)

Year	Games	Total	Average
2002	8	502,400	62,800
2003	8	497,942	62,242
2004	8	544,857	68,107
2005	8	532,541	66,568
2006	8	524,974	65,622
2007	8	515,869	64,483
2008	8	512,254	64,032
2009	8	484,976	60,622
2010	8	539,982	67,498
2011	8	425,729	53,216

# ALL-TIME SERIES TOTALS

## TEXANS vs. THE NFL

Team	W	L	T	Pct.
Overall	66	96	0	.407
Regular Season	65	95	0	.406
Postseason	1	1	0	.500
Home games	40	41	0	.494
Road games	26	55	0	.321
vs. AFC	47	75	0	.385
vs. NFC	19	21	0	.475
vs. AFC South	20	40	0	.333
vs. AFC East	9	10	0	.474
vs. AFC North	10	14	0	.417
vs. AFC West	9	10	0	.474
vs. NFC East	4	8	0	.333
vs. NFC North	4	4	0	.500
vs. NFC South	7	5	0	.583
vs. NFC West	4	4	0	.500
September	11	21	0	.344
October	19	20	0	.487
November	14	26	0	.350
December	19	25	0	.432
January	3	4	0	.429
Sunday	63	90	0	.412
Monday	1	3	0	.250
Thursday	1	2	0	.333
Saturday	1	1	0	.500

## TEXANS vs. THE AFC

Team	W	L	T	Pct.
vs. AFC South	20	40	0	.333
Indianapolis	3	17	0	.150
Jacksonville	11	9	0	.550
Tennessee	6	14	0	.300
vs. AFC East	9	10	0	.474
Buffalo	2	3	0	.400
Miami	6	0	0	1.000
New England	1	2	0	.333
N.Y. Jets	0	5	0	.000
vs. AFC North	10	14	0	.417
Baltimore	0	6	0	.000
Cincinnati	4	3	0	.571
Cleveland	4	3	0	.571
Pittsburgh	2	2	0	.500
vs. AFC West	9	10	0	.474
Denver	1	2	0	.333
Kansas City	3	2	0	.600
Oakland	5	2	0	.714
San Diego	0	4	0	.000

## TEXANS vs. THE NFC

Team	W	L	T	Pct.
vs. NFC East	4	8	0	.333
Dallas	1	2	0	.333
N.Y. Giants	1	2	0	.333
Philadelphia	0	3	0	.000
Washington	2	1	0	.667
vs. NFC North	4	4	0	.500
Chicago	2	0	0	1.000
Detroit	1	1	0	.500
Green Bay	1	1	0	.500
Minnesota	0	2	0	.000
vs. NFC South	7	5	0	.583
Atlanta	2	1	0	.667
Carolina	2	1	0	.667
New Orleans	1	2	0	.333
Tampa Bay	2	1	0	.667
vs. NFC West	4	4	0	.500
Arizona	1	1	0	.500
St. Louis	1	1	0	.500
San Francisco	1	1	0	.500
Seattle	1	1	0	.500







# ALL-TIME SERIES RESULTS

## NEW YORK JETS

Overall:	0-5	Home:	0-2	Road:	0-3	Att.
		Texans		Jets		
10/19/03	H	14	19	L	70,623	
12/5/04	A	7	29	L	77,875	
11/26/06	A	11	26	L	76,596	
9/13/09	H	7	24	L	70,118	
11/21/10	A	27	30	L	78,843	
		66	128			

## OAKLAND RAIDERS

Overall:	5-2	Home:	2-2	Road:	3-0	Att.
		Texans		Raiders		
10/3/04	H	30	17	W	70,741	
12/3/06	A	23	14	W	46,276	
11/4/07	A	24	17	W	49,603	
12/21/08	H	16	27	L	43,687	
10/4/09	H	29	6	W	70,291	
10/3/10	A	31	24	W	32,218	
10/9/11	H	20	25	L	71,420	
		173	130			

## PHILADELPHIA EAGLES

Overall:	0-3	Home:	0-1	Road:	0-2	Att.
		Texans		Eagles		
9/29/02	A	17	35	L	64,867	
9/10/06	H	10	24	L	70,180	
12/2/10	A	24	34	L	69,144	
		153	105			

## PITTSBURGH STEELERS

Overall:	2-2	Home:	1-1	Road:	1-1	Att.
		Texans		Steelers		
12/8/02	A	24	6	W	58,551	
9/18/05	H	7	27	L	70,742	
9/7/08	A	17	38	L	64,001	
10/2/11	H	17	10	W	71,585	
		65	81			

## ST. LOUIS RAMS

Overall:	1-1	Home:	0-1	Road:	1-0	Att.
		Texans		Rams		
11/27/05	H	27	33	LOT	70,010	
12/20/09	A	16	13	W	46,256	
		43	46			

## SAN DIEGO CHARGERS

Overall:	0-4	Home:	0-2	Road:	0-2	Att.
		Texans		Chargers		
9/15/02	A	3	24	L	56,098	
9/12/04	H	20	27	L	70,255	
10/28/07	A	10	35	L	60,439	
11/7/10	H	23	29	L	70,886	
		56	115			

## SAN FRANCISCO 49ERS

Overall:	1-1	Home:	1-0	Road:	0-1	Att.
		Texans		49ers		
1/1/06	A	17	20	LOT	67,970	
10/25/09	H	24	21	W	70,820	
		41	41			

## SEATTLE SEAHAWKS

Overall:	1-1	Home:	1-0	Road:	0-1	Att.
		Texans		Seahawks		
10/16/05	A	10	42	L	66,196	
12/13/09	H	34	7	W	70,380	
		44	49			

## TAMPA BAY BUCCANEERS

Overall:	2-1	Home:	1-0	Road:	1-1	Att.
		Texans		Buccaneers		
12/14/03	A	3	16	L	65,124	
12/9/07	H	28	14	W	70,237	
11/13/11	A	37	9	W	56,037	
		68	39			

## TENNESSEE TITANS

Overall:	6-14	Home:	3-7	Road:	3-7	Att.
		Texans		Titans		
11/10/02	A	10	17	L	68,804	
12/29/02	H	3	13	L	70,694	
10/12/03	A	17	38	L	68,809	
12/21/03	H	24	27	L	70,758	
10/17/04	A	20	10	W	68,932	
11/28/04	H	31	21	W	70,721	
10/9/05	H	20	34	L	70,430	
12/11/05	A	10	13	L	69,149	
10/29/06	A	22	28	L	69,143	
12/10/06	H	20	26	LOT	70,760	
10/21/07	H	16	38	L	70,734	
12/2/07	A	20	28	L	69,143	
9/21/08	A	12	31	L	69,143	
12/14/08	H	13	12	W	70,831	
9/20/09	A	34	31	W	69,143	
11/23/09	H	17	20	L	71,153	
11/28/10	H	20	0	W	70,855	
12/19/10	A	17	31	L	69,143	
10/23/11	A	41	7	W	69,143	
1/1/12	H	22	23	L	71,512	
		409	448			

## WASHINGTON REDSKINS

Overall:	1-2	Home:	0-1	Road:	1-1	Att.
		Texans		Redskins		
12/22/02	A	10	26	L	70,291	
9/24/06	H	15	31	L	70,069	
9/19/10	A	30	27	W OT	88,240	
		55	84			



# ALL-TIME PRESEASON RESULTS

## 2002 (1-4)

Date	Opponent	Attendance	Score
8/5/02	N.Y. Giants*	22,461	L 34-17
8/10/02	at New Orleans	67,356	W 13-10
8/17/02	at Kansas City	73,500	L 19-9
8/24/02	Miami	69,432	L 24-3
8/30/02	Tampa Bay	68,371	L 17-13

\*Canton, Ohio (Pro Football Hall of Fame Game)

## 2003 (0-4)

Date	Opponent	Attendance	Result
8/9/03	Denver	70,021	L 20-12
8/15/03	at Dallas	60,058	L 34-6
8/23/03	San Diego	70,007	L 19-17
8/28/03	at Tampa Bay	64,808	L 34-3

## 2004 (1-3)

Date	Opponent	Attendance	Result
8/14/04	Dallas	70,431	W 18-0
8/21/04	at Pittsburgh	56,028	L 38-3
8/27/04	at Denver	71,256	L 31-17
9/2/04	Tampa Bay	70,024	L 17-9

## 2005 (1-3)

Date	Opponent	Attendance	Result
8/13/05	Denver	70,016	L 20-14
8/20/05	Oakland	70,116	W 19-17
8/27/05	at Dallas	54,288	L 21-9
9/1/05	at Tampa Bay	63,591	L 38-14

## 2006 (3-1)

Date	Opponent	Attendance	Result
8/12/06	Kansas City	70,016	W 24-14
8/19/06	at St. Louis	65,391	W 27-20
8/27/06	at Denver	73,689	L 17-14
8/31/06	Tampa Bay	70,037	W 16-13

## 2007 (2-2)

Date	Opponent	Attendance	Result
8/11/07	Chicago	70,060	L 20-19
8/18/07	at Arizona	64,405	W 33-20
8/25/07	Dallas	70,512	W 28-16
8/30/07	at Tampa Bay	64,321	L 31-24

## 2008 (2-2)

Date	Opponent	Attendance	Result
8/9/08	Denver	70,020	W 19-16
8/16/08	at New Orleans	70,009	W 31-27
8/22/08	at Dallas	60,795	L 23-22
8/28/08	Tampa Bay	70,011	L 16-6

## 2009 (2-2)

Date	Opponent	Attendance	Result
8/15/09	at Kansas City	64,781	W 16-10
8/22/09	New Orleans	70,107	L 38-14
8/31/09	Minnesota	70,191	L 17-10
9/4/09	at Tampa Bay	63,831	W 27-20

## 2010 (1-3)

Date	Opponent	Attendance	Result
8/14/10	at Arizona	61,489	L 19-16
8/21/10	at New Orleans	70,025	L 38-20
8/28/10	Dallas	70,725	W 23-7
9/2/10	Tampa Bay	70,035	L 24-17

## 2011 (3-1)

Date	Opponent	Attendance	Result
8/15/11	N.Y. Jets	70,025	W 20-16
8/20/11	New Orleans	70,828	W 27-14
8/27/11	at San Francisco	69,732	W 30-7
9/1/11	at Minnesota	62,148	L 28-0

# ALL-TIME PRESEASON RECORDS

## TEAM RECORDS

### POINTS SCORED, GAME

Points	Date	Opponent	Attendance	W/L	Result
33	8/18/07	at Arizona	64,405	W	33-20
31	8/16/08	at New Orleans	70,009	W	31-27
30	8/27/11	at San Francisco	69,732	W	30-7
28	8/25/07	Dallas	70,512	W	28-16
27	8/19/06	at St. Louis	65,391	W	27-20
27	9/4/09	at Tampa Bay	63,831	W	27-20
27	8/20/11	New Orleans	70,828	W	27-14

### POINTS ALLOWED, GAME

Points	Date	Opponent	Attendance	W/L	Result
38	8/21/04	at Pittsburgh	56,028	L	38-3
38	9/1/05	at Tampa Bay	63,591	L	38-14
38	8/22/09	New Orleans	70,107	L	38-14
38	8/21/10	at New Orleans	70,025	L	38-20
34	8/5/02	N.Y. Giants*	22,461	L	34-17
34	8/28/03	at Tampa Bay	64,808	L	34-3

### MOST RUSHING YARDS, GAME

Yards	Att.	TD	Opponent	Date
208	34	2	New Orleans	8/20/11
187	32	1	Denver	8/27/04
173	36	1	Dallas	8/28/10
173	41	3	Kansas City	8/12/06
172	42	1	at San Francisco	8/27/11

### MOST NET PASSING YARDS, GAME

Yards	Comp.	Att.	TD	Opponent	Date
316	28	53	2	Tampa Bay	9/2/10
289	21	25	2	New Orleans	8/16/08
265	29	42	2	N.Y. Giants	8/5/02
258	25	39	1	Arizona	8/14/10
257	20	29	1	New Orleans	8/21/10

### MOST TOTAL YARDS, GAME

Total	Rush	Pass	Opponent	Date
436	208	228	New Orleans	8/20/11
417	101	316	Tampa Bay	9/2/10
417	172	245	at San Francisco	8/27/11
405	116	289	New Orleans	8/16/08
391	143	248	Arizona	8/18/07

### INDIVIDUAL

#### MOST RUSHING YARDS, GAME

Yards	Att.	TD	Player	Opponent	Date
110	8	1	A. Foster	Dallas	8/28/10
95	9	1	B. Tate	New Orleans	8/20/11
92	11	2	V. Morency	St. Louis	8/19/06
90	19	0	V. Morency	Oakland	8/20/05
79	13	1	T. Hollings	Denver	8/27/04

#### MOST PASSING YARDS, GAME

Yards	Att.	Comp.	TD	Player	Opponent	Date
205	15	22	2	D. Carr	San Diego	8/23/03
197	9	16	2	R. Grossman	Tampa Bay	9/4/09
187	14	16	2	M. Schaub	New Orleans	8/16/08
183	18	29	1	M. Schaub	Dallas	8/28/10
180	24	16	1	M. Schaub	at San Francisco	8/27/11

#### MOST RECEIVING YARDS, GAME

Yards	Rec.	TD	Player	Opponent	Date
148	3	1	J. Jones	Tampa Bay	9/4/09
100	4	0	A. Johnson	New Orleans	8/20/11
100	6	1	K. Walter	New Orleans	8/16/08
81	5	1	A. Johnson	San Diego	8/23/03
81	8	0	J. Casey	Tampa Bay	9/2/10

\*Hall of Fame Game, Canton, Ohio



# ALL-TIME ALPHABETIC ROSTER

<b>A</b>		<b>D</b>		<b>I</b>	
47	Abbate, Jon, LB, Wake Forest, 2007	75	Dalton, Lionel, DT, Eastern Michigan, 2006	87	Innsley, Trevor, WR, Nevada-Reno, 2002
52	*Adibi, Xavier, LB, Virginia Tech, 2008-10	81	*Daniels, Owen, TE, Wisconsin, 2006-11	94	Ioane, Junior, DT, Arizona State, 2003-05
59	Acholoun, D.D., LB, Washington St., 2004	11	Davis, André, WR, Virginia Tech, 2007-10		
54	Alexander, Mister, ILB, Florida St., 2006-11	37	*Davis, Dominick, RB, LSU, 2003-06	<b>J</b>	
22	Alexander, Roc, CB, Washington, 2006-07	90	Davis, Jason, DE, West Virginia, 2003, 2005	25	*Jackson, Kareem, CB, Alabama, 2010-11
20	Allen, James, RB, Oklahoma, 2002	87	Dawson, JaJuan, WR, Tulane, 2002	62	Jackson, Scott, T, BYU, 2006-08
30	Allen, Jason, CB, Tennessee, 2010-11	36	Dayne, Ron, RB, Wisconsin, 2006-07	96/99	Jamison, Tim, DE, Michigan, 2009-11
50	*Anderson, Charlie, LB, Mississippi, 2004-07	95	Deloach, Jerry, DE, California, 2002-05	18	Jean, Lestar, WR, Florida Atlantic, 2011
14/89	*Anderson, David, WR, Colorado St., 2006-11	17	Delhomme, Jake, QB, La.-Lafayette, 2011	84	Jenkins, Darnell, WR, Miami, 2008
27	Anderson, Jason, RB, South Dakota, 2004-05	39/27	Demps, Quintin, SS, UTEP, 2010-11	80	*Johnson, Andre, WR, Miami, 2003-11
96	Anderson, Mark, DE, Alabama, 2010	47	Demps, Will, FS, San Diego State, 2007-08	89	Johnson, Bryant, WR, Penn State, 2011
88	Armstrong, Derick, WR, Arkansas-Monticello, 2003-05	77	Denney, Ryan, DE, BYU, 2010	25	Johnson, Derrick, CB, Washington, 2006
61	Austin, Thomas, C, Clemson, 2011	28	Dennis, Pat, CB, La.-Monroe, 2002-03	96	Johnson, Thomas, DT, Middle Tenn. State, 2006
		19	*Dickerson, Dorin, WR, Pittsburgh, 2010	75/99	*Johnson, Travis, DT, Florida St., 2005-08
<b>B</b>		54	*Diles, Zac, LB, Kansas State, 2007-10	18	Jones, Dwaune, WR, Richmond, 2002
93	*Babin, Jason, LB, Western Michigan, 2004-06	52	Dobbins, Tim, ILB, Iowa State, 2011	73	Jones, Garrick, T, Arkansas St., 2003-04
12	Banks, Tony, QB, Michigan St., 2002-05	66	Dorsey, Char-ron, T, Florida St., 2002	12	*Jones, Jacoby, WR, Lane College, 2007-11
34	*Barber, Dominique, FS, Minnesota, 2008-11	85	Dreessen, Joel, TE, Colorado State, 2007-11	83	*Joppra, Bennie, TE, Michigan, 2003-05
51	Barber, Shawn, LB, Richmond, 2007			25	Joseph, Johnathan, CB, South Carolina, 2011
67	Barry, Kevin, T, Arizona, 2007	<b>E</b>		<b>K</b>	
98	*Barwin, Connor, DE/OLB, Cincinnati, 2009-11	26	*Earl, Glenn, SS, Notre Dame, 2004-07	94	Kalu, N.D., DE Rice, 2006-08
47	*Baxter, Jarrod, FB, New Mexico, 2002-04	33	Echemandu, Adimchinobi, RB, California, 2007	60	Keathley, Michael, G, TCU, 2003
68	Bedell, Brad, T, Colorado, 2006	35	Evans, Leomont, SS, Clemson, 2002	53	Keglar, Stanford, LB, Purdue, 2010
33	Bell, Jason, CB, UCLA, 2002-05	54	Evans, Troy, LB, Cincinnati, 2002-06	88	Kent, Rashod, TE, Rutgers, 2003
57	Bell, Marcus, LB, Arizona, 2004			31	*Keo, Shiloh, S, Idaho, 2011
32	*Bennett, Fred, CB, South Carolina, 2007-09	<b>F</b>		55	Kershaw, William, LB, 2007
57	Bentley, Kevin, LB, Northwestern, 2008-10	38	*Faggins, DeMarcus, CB, Kansas St., 2002-08	78	Killings, Cedric, DT, Carson-Newman, 2006-07
50	Bing, Darnell, LB, USC, 2010	25	Ferguson, Nick, SS, Georgia Tech, 2008-09	<b>L</b>	
88	Black, Avion, WR, Tennessee St., 2002	58	Flanagan, Mike, C, UCLA, 2006-07	58	Lamar, Jason, LB, Toledo, 2002
71	Black, Jordan, T, Notre Dame, 2007	21	Fletcher, Jamar, CB, Wisconsin, 2007	44	Leach, Vonta, FB, East Carolina, 2006-10
90	Blade, Willie, DE, Mississippi St., 2002	93	Flowers, Erik, LB, Arizona St., 2002	91/11	Leinart, Matt, QB, USC, 2010-11
28	Boulware, Michael, S, Florida St., 2007	58	Foley, Steve, LB, La.-Monroe, 2003	97	Lewis, Damiene, DT, Miami, 2010
71	Boselli, Tony, T, USC, 2002	56	Foreman, Jay, LB, Nebraska, 2002-04	86	Lewis, Derrick, WR, San Diego State, 2006
7	Boyd, Shane, QB, Kentucky, 2007	23/27/37	Foster, Arlan, RB, Tennessee, 2009-11	84	Lewis, Jermale, WR, Maryland, 2002
85	Bradford, Corey, WR, Jackson St., 2002-05	75	*Frye, Brandon, T, Virginia Tech, 2007	20	*Lord, Jamma, FS, Nebraska, 2004-05
50	Braman, Bryan, OLB, West Texas A&M, 2011			62	Lorenti, Chris, C, Central Florida, 2002-03
65	Brisiel, Mike, G, Colorado State, 2007-11	<b>G</b>		33	*Lundy, Wal, RB, Virginia, 2006
24	*Brown, C.C., SS, Louisiana-Lafayette, 2005-08	35	Gado, Samkon, RB, Liberty, 2006	64	Lynch, Ben, C, California, 2003
22	Brown, Chris, RB, Colorado, 2008-09	8	*Gaffney, Jabar, WR, Florida, 2002-05		
76	*Brown, Duane, T, Virginia Tech, 2008-11	7	Garcia, Jeff, QB, San Jose State, 2011	<b>M</b>	
24	Brown, Eric, SS, Mississippi St., 2002-04	66	Gardner, Andrew, T, Georgia Tech, 2011	34	Mack, Stacey, RB, Temple, 2003
3	Brown, Kris, K, Nebraska, 2002-09	25	Garrett, Kevin, CB, SMU, 2006	95	Maddox, Anthony, DT, Delta State, 2006-07
67	*Brown, Milford, G, Florida St., 2002-05	31	Glenn, Aaron, CB, Texas A&M, 2002-04	15	Maehl, Jeff, WR, Oregon, 2011
87	Bruener, Mark, TE, Washington, 2004-08	70	Graham, DeMingo, G, Hofstra, 2002	97	Malone, Alfred, DE, Troy, 2005-06
31	Buchanan, Phillip, CB, Miami (FL), 2005-06	88	*Graham, Garrett, TE, Wisconsin, 2010-11	38	Manning, Daniel, S, Abilene Christian, 2011
79	Bulman, Tim, DT, Boston College, 2006-11	30	Green, Ahman, RB, Nebraska, 2007-08	57	Manning, Roy, LB, Michigan, 2006
22	*Burns, Curry, FS, Louisville, 2003	90	*Green, Howard, DT, LSU, 2002	99	Marlin, Steve, DT, Missouri, 2003
40	Busing, John, FS, Miami (OH), 2009	58	Greenhouse, Isaiah, LB, Northwestern St., 2010	90	Marlin, Terrance, DT, North Carolina St., 2003
78	Butler, Rashad, T, Miami, 2007-11	56	Greenwood, Morlon, LB, Syracuse, 2005-08	17	Martinez, Glenn, WR, Saginaw Valley, St., 2009
		45	Griffith, Justin, FB, Mississippi State, 2010	82	Mason, Derrick, WR, Michigan State, 2011
<b>C</b>		5	Grossman, Rex, QB, Florida, 2009	13	*Mathis, Jerome, WR, Hampton, 2005-07
62	*Caldwell, Antoine, C/G, Alabama, 2009-11			21/41	*McCain, Brice, CB, Utah, 2009-11
36	*Carmichael, Roc, CB, Virginia Tech, 2011	<b>H</b>		51	McClain, Jimmy, LB, Troy, 2002-03
8	*Carr, David, QB, Fresno St., 2002-06	72	Hall, Barry, T, Middle Tennessee St., 2002	95	McClover, Stanley, DE, Auburn, 2008
59	Carroll, Travis, LB, Florida, 2003	26	*Harris, Atnaf, WR, CS-Northridge, 2002	29	McCree, Sean, FS, Kentucky, 2003-04
36	Carter, Chris, FS, Texas, 2002	81	*Harris, Brandon, CB, Miami (Fla.), 2011	80	McDermott, Marlon, TE/L.S. Kansas, 2002
86	*Casey, James, TE/FB, Rice, 2009-11	82	Harris, Clark, TE, Rutgers, 2008	22	*McManis, Sherrick, CB, Northwestern, 2010-11
59	Chamberlin, Frank, LB, Boston College, 2005	1	*Harrison, Brandon, S, Stanford, 2007-08	28	McKenzie, Chris, CB, Arizona St., 2005-06
55	Clark, Danny, LB, Illinois, 2007	2	Hartmann, Brett, P, Central Michigan, 2011	76	McKinney, Steve, C, Texas A&M, 2002-07
1	Clemens, Kellen, QB, Oregon, 2011	34	Hebert, Kyries, FS, La.-Lafayette, 2002	62	Miller, Billy, TE, USC, 2002-04
50	Clemons, Charlie, LB, Georgia, 2003	27	Henry, Chris, RB, Arizona, 2009	92	*Mitchell, Earl, DT, Arizona, 2010-11
60/96	Cochran, Earl, DE, Alabama State, 2006-08	75	Herdon, Jimmy, T, Houston, 2002-03	77	Morris, Darius, G, Temple, 2011
95	Cody, Shaun, DT/NT, USC, 2009-11	87	*Hill, Anthony, TE, North Carolina St., 2009-10	59	Mitchell, Keith, LB, Texas A&M, 2002
42	Coleman, Marcus, CB, Texas Tech, 2002-05	94	*Hill, Charles, DT, Maryland, 2002	21	Moats, Ryan, RB, Louisiana Tech, 2008-09
53	Coley, Kevin, LB, Southern Mississippi, 2008	63/55/57	*Hodgdon, Drew, C, Arizona St., 2005-07	28	*Molden, Antwaun, CB, Eastern Kentucky, 2008-10
45	Comella, Greg, FB, Stanford, 2003	15	*Holiday, Trindon, WR, LSU, 2010-11	57	Monk, Quincy, LB, North Carolina, 2004
43	Cook, Jameel, FB, Illinois, 2006-07	25	*Hollings, Tony, RB, Georgia Tech, 2003-05		
40	Cox, Crome, S, Maryland, 2007	89	Holloway, Jabari, TE, Notre Dame, 2002-03		
56	*Cushing, Brian, LB/ILB, USC, 2009-11	29	Horton, Jason, CB, North Carolina A&T, 2007		
		34	Hutchins, Von, CB, Mississippi, 2006-07		



# ALL-TIME ALPHABETIC ROSTER

34 ^Morency, Vernard, RB, Oklahoma St., 2005-06  
 11 Morgan, Donovan, WR, La.-Lafayette, 2005  
 84 Moses, J.J., WR, Iowa State, 2003-04  
 84 Moulds, Eric, WR, Mississippi State, 2006  
 83 Murphy, Frank, WR, Kansas St., 2002  
 81 Murphy, Matt, TE, Maryland, 2003-05  
 55 Myers, Chris, C, Miami, 2008-11

## N

57/72 Nading, Jesse, DE, Colorado St., 2008-11  
 16 Nall, Craig, QB, Northwestern St. (La.), 2008  
 64 Newell, Mike, C, Colorado St., 2002  
 75 ^Newton, Derek, T, Arkansas State, 2011  
 53 Nixon, David, LB, BYU, 2010  
 33 ^Nolan, Troy, FS, Arizona State, 2009-11  
 44 Norris, Moran, FB, Kansas, 2002-05

## O

27 Ogbonnaya, Chris, RB, Texas, 2011  
 99 Ogunleye, Adewale, DE, Indiana, 2010  
 ^Okam, Frank, DT, Texas, 2008-10  
 91 ^Okoye, Amobi, DT, Louisville, 2007-10  
 7 Orlovsky, Dan, QB, Connecticut, 2009-10  
 53 Orr, Shantee, LB, Michigan, 2003-06  
 79 Overhauser, Chad, G, UCLA, 2002  
 57 ^Ozougwu, Cheta, OLB, Rice, 2011

## P

38 Parson, Mark, CB, Ohio, 2009  
 91 Payne, Seth, DT, Cornell, 2002-06  
 71 Pearson, Mike, T, Florida, 2006  
 98 ^Peek, Antwan, LB, Cincinnati, 2003-06  
 55 Pettway, Kenneth, LB, Grambling St., 2005  
 48 Pittman, Bryan, LS, Washington, 2003-08, 2009  
 42 Pittman, David, CB, Northwestern St. (La.), 2008  
 69 ^Pitts, Chester, G/T, San Diego St., 2002-09  
 51 Polk, DaShon, LB, Arizona, 2004-05  
 31 Pollard, Bernard, SS, Purdue, 2009-10  
 5 Porter, Quinton, QB, Boston College, 2006  
 98 Posey, Jeff, LB, So. Mississippi, 2002  
 88 Putzier, Jeb, TE, Boise State, 2007

## Q

29 ^Quin, Glover, CB, New Mexico, 2009-11  
 11 Quinn, Mike, QB, Stephen F. Austin, 2002-03

## R

4 Rackers, Neil, K, Illinois, 2010-11  
 15/4 ^Ragone, Dave, QB, Louisville, 2003-05  
 68 Randall, Greg, T, Michigan State, 2003  
 58 ^Reed, Brooks, OLB, Arizona, 2011  
 15 Reeves, Jacques, CB, Purdue, 2008-09  
 70 Reyes, Tutan, G, Mississippi, 2009  
 27 Richardson, Mattered, CB, Arkansas, 2008  
 68 Riley, Victor, T, Auburn, 2005  
 84 Rivers, Marcellus, TE, Oklahoma St., 2005  
 66 Robinson, Deljuan, DT, Mississippi State, 2008-09  
 23 ^Robinson, Dunta, CB, South Carolina, 2004-09  
 18 Rosenfels, Sage, QB, Iowa State, 2006-08  
 42 Russell, Brian, FS, San Diego State, 2009  
 83 Rutledge, Rod, TE, Alabama, 2002  
 59 ^Ryans, DeMeco, LB, Alabama, 2006-11

## S

66/74 Salaam, Ephraim, T, San Diego State, 2006-10  
 21 Sanders, Lewis, CB, Maryland, 2005-06  
 37 Sapp, Cecil, RB, Colorado State, 2008  
 65 Schau, Ryan, G, Illinois, 2002

8 Schaub, Matt, QB, Virginia, 2007-11  
 29 Scott, Guss, S, Florida, 2006  
 92 Sears, Corey, DE, Mississippi St., 2002-04  
 55 Sharper, Jamie, LB, Virginia, 2002-04  
 51 ^Sharpton, Darryl, LB, Miami (Fla.), 2010-11  
 19 Shepherd, Edell, WR, San Jose State, 2006  
 67 Sheppard, Malcolm, DT, Arkansas, 2010  
 30/22 Simmons, Jason, CB/S, Arizona St., 2002-07  
 20 ^Slaton, Steve, RB, West Virginia, 2008-11  
 79 Slectla, Jeremy, DT, Nebraska, 2003  
 94 Smith, Antonio, DE, Oklahoma St., 2009-11  
 91 Smith, Robaire, DE, Michigan St., 2004-05  
 71 ^Smith, Shelley, G, Colorado State, 2010-11  
 74 Smith, Wade, G, Memphis, 2010-11  
 68 Spears, Marcus, T, Northwestern St., 2004  
 77 ^Spencer, Charles, T, Pittsburgh, 2006-07  
 78 Spikes, Cameron, G/T, Texas A&M, 2002  
 40 Stansbury, Ed, FB, UCLA, 2002  
 7 Stanley, Chad, P, Stephen F. Austin, 2002-06  
 17 Starling, Kendrick, WR, San Jose St., 2004  
 26 Stevens, Matt, FS, Appalachian St., 2002-03  
 68 Stevenson, Dan, G, Notre Dame, 2008  
 42 Stone, Michael, FS, Memphis, 2006  
 84 Stross, Trey, WR, Iowa, 2010  
 64 ^Studdard, Kasey, G, Texas, 2007-11  
 2 ^Symons, B.J., QB, Texas Tech, 2004

## T

43/44 Tate, Ben, RB, Auburn, 2010-11  
 27 Taylor, Chris, RB, Indiana, 2006-07  
 77 Thomas, Carlos, T, Florida St., 2002  
 51 Thompson, Chau, LB, West Texas A&M, 2008-09  
 28 Tillman, Travares, FS, Georgia Tech, 2003  
 82 Toliver, Terrence, WR, LSU, 2011  
 1 Turk, Matt, P, Wisconsin-Whitewater, 2007-11

## V

10 Van Pelt, Bradley, QB, Colorado St., 2006  
 21 Vaughn, Darrick, CB, S.W. Texas St., 2003  
 47 Vickers, Lawrence, FB, Colorado, 2011

## W

71 Wade, Todd, T, Mississippi, 2004-05  
 7 Walker, Darius, RB, Notre Dame, 2007  
 96 Walker, Gary, DE, Auburn, 2002-05  
 40 Walker, John, FS, USC, 2006  
 41/22 ^Walker, Ramon, SS, Pittsburgh, 2002-05  
 30 Wall, Jamar, CB, Texas Tech, 2010  
 85/83 Walter, Kevin, WR, Eastern Michigan, 2006-11  
 74 Walter, Tyson, G, Ohio State, 2005  
 78 ^Wand, Seth, T, N.W. Missouri St., 2003-05  
 32 Ward, Derrick, RB, Ottawa (Kan.), 2010-11  
 77 Washington, Todd, C/G, Virginia Tech, 2004-05  
 99 ^Watt, J.J., DE, Wisconsin, 2011  
 61/70 ^Weary, Fred, G, Tennessee, 2002-07  
 92/98 Weaver, Anthony, DE, Notre Dame, 2006-08  
 46 Weeks, Jon, LS, Baylor, 2010-11  
 32 ^Wells, Jonathan, RB, Ohio St., 2002-05  
 63 White, Chris, C, Southern Mississippi, 2007-09  
 72 Wiegert, Zach, T, Nebraska, 2003-06  
 86 Williams, Harry, WR, Tuskegee, 2007-08  
 41 Williams, Jimmy, CB, Vanderbilt, 2008  
 23 Williams, Kevin, FS, Oklahoma St., 2002  
 90 ^Williams, Mario, DE, N.C. State, 2006-11  
 42 Williams, Torri, SS, Purdue, 2010  
 26 Wilson, Eugene, FS, Illinois, 2008-10  
 58 Winborn, Jamie, LB, Vanderbilt, 2009  
 73 ^Winston, Eric, T, Miami, 2006-11  
 52 Wong, Kailee, LB, Stanford, 2002-06  
 97 Worthen, Shawn, DT, TCU, 2002

43 Wright, Kenny, CB, Northwestern St., 2002-04  
 25 Wynn, Dexter, CB, Colorado State, 2006-07

## Y

13 ^Yates, T.J., QB, North Carolina, 2011  
 74 Young, Ryan, T, Kansas St., 2002

## Z

92 Zgonina, Jeff, DT, Purdue, 2007-09

^ DENOTES DRAFT PICK



# ALL-TIME NUMERIC ROSTER

- 1 Turk, Matt, P. Wisconsin Whitewater, 2007-11  
Clemens, Kellen, QB, Oregon, 2011
- 2 Hartmann, Brett, P. Central Michigan, 2011  
Symons, B.J., QB, Texas Tech, 2004
- 3 Brown, Kris, K, Nebraska, 2002-09
- 4 Rackers, Neil, K, Illinois, 2010-11  
Ragone, Dave, QB, Louisville, 2003-04  
(Ragone also wore # 15)
- 5 Grossman, Rex, QB, Florida, 2009
- 7 Garcia, Jeff, QB, San Jose State, 2011  
Orlovsky, Dan, QB, Connecticut, 2009-10  
Boyd, Shane, QB, Kentucky, 2007  
Stanley, Chad, P, Stephen F. Austin, 2002-06
- 8 Schaub, Matt, QB, Virginia, 2007-11  
Carr, David, QB, Fresno St., 2002-06
- 9 Leinart, Matt, QB, USC, 2010  
(Leinart also wore #11)
- 10 Van Pelt, Bradley, QB, Colorado State, 2006
- 11 Leinart, Matt, QB, USC, 2011  
(Leinart also wore #9)  
Davis, André, WR, Virginia Tech, 2007-10  
Morgan, Donovan, WR, La.-Lafayette, 2005  
Quinn, Mike, QB, Stephen F. Austin, 2002-03
- 12 Jones, Jacoby, WR, Lane College, 2007-11  
Banks, Tony, QB, Michigan St., 2002-05
- 13 Yates, T.J., QB, North Carolina, 2011  
Mathis, Jerome, WR, Hampton, 2005-06
- 14 Anderson, David, WR, Colorado State, 2006  
(Anderson also wore #17 and #89)
- 15 Maehl, Jeff, WR, Oregon, 2011  
Ragone, Dave, QB, Louisville, 2005  
(Ragone also wore #4)
- 16 Holliday, Trindon, WR, LSU, 2010-11
- 17 Delhomme, Jake, QB, La.-Lafayette, 2011  
Anderson, David, QB, Colorado State, 2011  
(Anderson also wore #14 and #89)  
Martínez, Glenn, WR, Saginaw Valley St.,  
2009  
Stirling, Kendrick, WR, San Jose St., 2004
- 18 Jean, Lestar, WR, Florida Atlantic, 2011  
Rosenfels, Sage, QB, Iowa State, 2006-08  
Jones, Dwaune, WR, Richmond, 2002-08
- 19 Dickerson, Dorin, WR, Pittsburgh, 2010  
Shepherd, Edell, WR, San Jose St., 2006  
Adams, Charlie, WR, Hofstra, 2006
- 20 Slaton, Steve, RB, West Virginia, 2008-11  
McCleon, Dexter, CB, Clemson, 2006  
Lord, Jammal, FS, Nebraska, 2004-05  
Allen, James, RB, Oklahoma, 2002
- 21 McCain, Brice, CB, Utah, 2010-11  
(McCain also wore #41)  
Moats, Ryan, RB, Louisiana Tech, 2008-09  
Fletcher, Jamar, CB, Wisconsin, 2007  
Sanders, Lewis, CB, Maryland, 2005-06  
Vaughn, Darrick, CB, S.W. Texas St., 2003
- 22 McManis, Sherrick, CB, Northwestern, 2010-11  
Brown, Chris, RB, Colorado, 2008-09  
Alexander, Roc, CB, Washington, 2006  
Walker, Ramon, SS, Pittsburgh, 2005  
(Walker also wore # 41)  
Burns, Curry, SS, Louisville, 2003
- 23 Foster, Arian, RB, Tennessee, 2010-11  
(Foster also wore #27 and 37)  
Robinson, Dunta, CB, South Carolina, 2004-09  
Williams, Kevin, FS, Oklahoma St., 2002
- 24 Joseph, Johnathan, CB, South Carolina, 2011  
Brown, C.C., SS, La.-Lafayette, 2005-08  
Brown, Eric, SS, Mississippi St., 2002-04
- 25 Jackson, Kareem, CB, Alabama, 2010-11  
Ferguson, Nick, SS, Georgia Tech, 2008-09  
Wynn, Dexter, CB, Colorado State, 2006-07  
Johnson, Derrick, CB, Washington, 2006  
Garrett, Kevin, CB, SMU, 2006  
Hollings, Tony, RB, Georgia Tech, 2003-05
- 26 Harris, Brandon, CB, Miami, 2011  
Wilson, Eugene, FS, Illinois, 2008-10  
Earl, Glenn, SS, Notre Dame, 2004-06  
Stevens, Matt, FS, Appalachian St., 2002-03
- 27 Demps, Quintin, FS, UTEP, 2011  
(Demps also wore #38)  
Ogbonnaya, Chris, RB, Texas, 2011  
Henry, Chris, RB, Arizona, 2009  
Foster, Arian, RB, Tennessee, 2009  
(Foster also wore #23 and 37)  
Richardson, Matteredal, CB, Arkansas, 2008  
Taylor, Chris, RB, Indiana, 2006  
Anderson, Jason, RB, South Dakota, 2004-05
- 28 Molden, Antwaun, CB, 2008-10  
Boulware, Michael, S, Florida State, 2007  
McKenzie, Chris, CB, Arizona St., 2005-06  
Tillman, Travares, FS, Georgia Tech, 2003  
Dennis, Pat, CB, La.-Monroe, 2002
- 29 Quin, Glover, CB, New Mexico, 2009-11  
Scott, Guss, FS, Florida, 2006  
McCree, Marlon, FS, Kentucky, 2003-04
- 30 Allen, Jason, CB, Tennessee, 2010-11  
Wall, Jamar, CB, Texas Tech, 2010  
Green, Ahman, RB, Nebraska, 2007-08  
Simmons, Jason, CB/S, Arizona St., 2002-06
- 31 Keo, Shloh, FS, Idaho, 2011  
Pollard, Bernard, SS, 2009-10  
Harrison, Brandon, FS, 2008  
Buchanon, Phillip, CB, Miami (Fla.), 2005-06  
Gunn, Aaron, CB, Texas A&M, 2002-04
- 32 Ward, Derrick, RB, Ottawa (Kan.), 2010-11  
Bennett, Fred, CB, South Carolina, 2007-09  
Wells, Jonathan, RB, Ohio St., 2002-05
- 33 Nolan, Troy, FS, Arizona State, 2010-11  
(Nolan also wore #36)  
Lundy, Wali, RB, Virginia, 2006  
Bell, Jason, CB, UCLA, 2002-05
- 34 Barber, Dominique, FS, Minnesota, 2008-11  
Hutchins, Von, CB, Mississippi, 2007  
Morency, Vernand, RB, Oklahoma St., 2005-06  
Mack, Stacey, RB, Temple, 2003  
Hebert, Kyries, FS, La.-Lafayette, 2002
- 35 Reeves, Jacques, CB, Purdue, 2008-09  
Gado, Samkon, RB Liberty, 2006  
Evans, Leomont, SS, Clemson, 2002
- 36 Carmichael, Roc, CB, Virginia Tech, 2011  
Nolan, Troy, S, Arizona State, 2009  
(Nolan also wore #33)  
Dayne, Ron, RB, Wisconsin, 2006-07  
Carter, Chris, FS, Texas, 2002
- 37 Foster, Arian, RB, Tennessee, 2009  
(Foster also wore #27)  
Sapp, Cecil, RB, Colorado State, 2008  
Walker, Darius, RB, Notre Dame, 2007  
Williams, Domanick, RB, LSU, 2003-06
- 38 Manning, Danial, FS, Abilene Christian, 2011
- Demps, Quintin, SS, UTEP, 2010  
(Demps also wore #27)  
Parson, Mark, CB, Ohio, 2009  
Faggins, DeMarcus, CB, Kansas St., 2002-08
- 40 Busing, John, FS, Miami (OH), 2009  
Cox, Curome, Maryland, 2007  
Walker, John, FS, USC, 2006  
Stansbury, Ed, FB, UCLA, 2002
- 41 McCain, Brice, CB, Utah, 2009  
(McCain also wore #21)  
Williams, Jimmy, CB, Vanderbilt, 2008  
Walker, Ramon, SS, Pittsburgh, 2002-04  
(Walker also wore # 22)
- 42 Williams, Torri, SS, Purdue, 2010  
Russell, Brian, FS, San Diego State, 2009  
Pittman, David, CB, Northwestern St. (La.), 2008  
Stone, Michael, FS, Memphis, 2006  
Coleman, Marcus, FS, Texas Tech, 2002-05
- 43 Tate, Ben, RB, Auburn, 2010  
(Tate also wore #44)  
Cook, Jameel, FB, Illinois, 2006-07  
Wright, Kenny, CB, Northwestern St., 2002-04
- 44 Tate, Ben, RB, Auburn, 2011  
(Tate also wore #43)  
Leach, Vonta, FB, East Carolina, 2006-10  
Norris, Moran, FB, Kansas, 2002-05
- 45 Griffith, Justin, FB, Mississippi State, 2010  
Comella, Greg, FB, Stanford, 2003
- 46 Weeks, Jon, LS, Baylor, 2010-11
- 47 Vickers, Lawrence, FB, Colorado, 2011  
Demps, Will, FS, San Diego State, 2007-08  
Baxter, Jarrod, FB, New Mexico, 2002-04
- 48 Pittman, Bryan, LS, Washington, 2003-09
- 50 Braman, Bryan, OLB, West Texas A&M, 2011  
Bing, Darnell, LB, USC, 2010  
Anderson, Charlie, LB, Mississippi, 2004-07  
Clemens, Charlie, LB, Georgia, 2003
- 51 Sharpton, Darryl, LB, Miami (Fla.), 2010-11  
Thompson, Shaun, LB, West Texas A&M,  
2008-09  
Polk, DaShon, LB, Arizona, 2004-06  
McClain, Jimmy, LB, Troy, 2002-03
- 52 Dobbins, Tim, ILB, Iowa State, 2011  
Adbi, Xavier, LB, Virginia Tech, 2008-10  
Wong, Kailee, LB, Stanford, 2002-06
- 53 Kegljar, Stanford, LB, Purdue, 2010  
Nixon, David, LB, BYU, 2010  
Coley, Kevils, LB, Southern Mississippi, 2008  
Orr, Shantee, LB, Michigan, 2003-06
- 54 Alexander, Mister, ILB, Florida State, 2011  
Diles, Zac, LB, Kansas State, 2007-10  
Evans, Troy, LB, Cincinnati, 2002-06
- 55 Myers, Chris, C, Miami (Fla.), 2011  
Hodgdon, Drew, C, Arizona St., 2008-07  
(Hodgdon also wore #63 and #57)  
Pettway, Kenneth, LB, Grambling St., 2005  
Sharper, Jamie, LB, Virginia, 2002-04
- 56 Cushing, Brian, LB, USC, 2009-11  
Greenwood, Morlon, LB, Syracuse, 2005-08  
Foreman, Jay, LB, Nebraska, 2002-04
- 57 Nading, Jesse, DE/OLB, Colorado State, 2011  
(Nading also wore #72)  
Ozougwu, Cheta, ILB, Rice, 2011  
Bentley, Kevin, LB, Northwestern, 2008-10  
Hodgdon, Drew, C, Arizona St., 2007  
(Hodgdon also wore #63 and #55)



# ALL-TIME NUMERIC ROSTER

- Monk, Quincy, LB, North Carolina, 2004  
Bell, Marcus, LB, Arizona, 2004
- 58 Reed, Brooks, OLB, Arizona, 2011  
Greenhouse, Isaiah, LB, Northwestern St., 2010  
Winborn, Jamie, LB, Vanderbilt, 2009  
Flanagan, Mike, C, UCLA, 2006-07  
Foley, Steve, LB, N.E. Louisiana, 2003  
(Foley also wore # 93)  
Lamar, Jason, LB, Toledo, 2002
- 59 Ryans, DeMeco, LB Alabama, 2006-11  
Chamberlin, Frank, LB, Boston College, 2005  
Acholonu, D.D., LB, Washington St., 2004  
Carroll, Travis, LB, Florida, 2003  
Spearmen, Armeigis, LB, Mississippi, 2003  
Mitchell, Keith, LB, Texas A&M, 2002
- 60 Cochran, Earl, DE, Alabama St., 2006  
(Cochran also wore #96)  
Keathley, Michael, G, TCU, 2003
- 61 Austin, Thomas, G/C, Clemson, 2011  
Weary, Fred, G, Tennessee, 2002-03  
(Weary also wore #70)
- 62 Caldwell, Antoine, C, Alabama, 2009-11  
Jackson, Scott, T, Brigham Young, 2006-08  
Lorenti, Chris, C, Central Florida, 2002-03
- 63 White, Chris, C, Southern Mississippi, 2008-09  
Hodgdon, Drew, C, Arizona St., 2005  
(Hodgdon also wore #55 and #57)
- 64 Sluddard, Kasey, G, Texas, 2007-11  
Lynch, Ben, C, California, 2003  
Newell, Mike, C, Colorado St., 2002
- 65 Brisiel, Mike, G, Colorado State, 2007-11  
Evans, Brandon, G, Houston, 2004  
Schau, Ryan, G, Illinois, 2002
- 66 Gardner, Andrew, T, Georgia Tech, 2011  
Salaam, Ephraim, T, San Diego State, 2010  
(Salaam also wore #74)  
Robinson, Deljuan, DT, Mississippi State, 2007-09  
Dorsey, Char-ron, T, Florida St., 2002
- 67 Sheppard, Malcolm, DT, Arkansas, 2010  
Brown, Milford, G, Florida St., 2002-05
- 68 Stevenson, Dan, Notre Dame, 2008  
Bedell, Brad, T, Colorado, 2006  
Riley, Victor, T, Auburn, 2005  
Spears, Marcus, T, Northwestern St., 2004  
Randall, Greg, T, Michigan St., 2003
- 69 Pitts, Chester, G/T, San Diego St., 2002-09
- 70 Reyes, Tutan, G, Mississippi, 2009  
Weary, Fred, G, Tennessee, 2004-08  
(Weary also wore # 61)  
Graham, DeMingo, G, Hofstra, 2002
- 71 Smith, Shelley, G, Colorado State, 2010-11  
Black, Jordan, T, Notre Dame, 2007  
Pearson, Mike, T, Florida, 2006  
Wade, Todd, T, Mississippi, 2004-05  
Boselli, Tony, T, USC, 2002
- 72 Nading, Jesse, DE, Colorado State, 2008-10  
(Nading also wore #57)  
Wiegert, Zach, G/T, Nebraska, 2003-06  
Hall, Barry, T, Mid. Tennessee St., 2002
- 73 Winston, Eric, T, Miami (Fla.), 2006-11  
Jones, Garrick, T, Arkansas St., 2003-04
- 74 Smith, Wade, G, Memphis, 2010-11  
Salaam, Ephraim, T, San Diego St., 2006-09  
(Salaam also wore #66)  
Walter, Tyson, G, Ohio St., 2005
- Young, Ryan, T, Kansas St., 2002
- 75 Newton, Derek, T, Arkansas State, 2011  
Frye, Brandon, T, Virginia Tech, 2007  
Dallon, Lionel, DT, Eastern Michigan, 2006  
Johnson, Travis, DT, Florida St., 2005  
(Johnson also wore # 99)  
Herndon, Jimmy, T, Houston, 2002-03
- 76 Brown, Duane, T, Virginia Tech, 2008-11  
McKinney, Steve, C, Texas A&M, 2002-07
- 77 Morris, Darius, G, Temple, 2011  
Denney, Ryan, DE, BYU, 2010  
Spencer, Charles, T, Pittsburgh, 2006-07  
Washington, Todd, G/C, Virginia Tech, 2003-05  
Thomas, Tarlos, T, Florida St., 2002
- 78 Butler, Rashad, T, Miami (Fla.), 2008-11  
Killings, Cedric, DT, Carson-Newman, 2006-07  
Wand, Seth, T, N.W. Missouri St., 2003-05  
Spikes, Cameron, G/T, Texas A&M, 2002
- 79 Bulman, Tim, DT, Boston College, 2006  
(Bulman also wore #93)  
Slechta, Jeremy, DT, Nebraska, 2003  
Overhauser, Chad, G, UCLA, 2002
- 80 Johnson, Andre, WR, Miami (Fla.), 2003-11  
McDermott, Sean, TE/LS, Kansas, 2002
- 81 Daniels, Owen, TE, Wisconsin, 2006-11  
Murphy, Matt, TE, Maryland, 2003-05  
Harris, Atnaf, WR, CS-Northridge, 2002
- 82 Mason, Derrick, WR, Michigan State, 2011  
Toliver, Terrence, WR, LSU, 2011  
Harris, Clark, LS, Rutgers, 2008  
Steele, Ben, TE, Meigs College, 2006  
Miller, Billy, TE, USC, 2002-04
- 83 Walter, Kevin, WR, Eastern Michigan, 2007-11  
(Walter also wore #85)  
Joppru, Bennie, TE, Michigan, 2003-06  
Murphy, Frank, WR, Kansas St., 2002  
Rutledge, Rod, TE, Alabama, 2002
- 84 Stross, Trey, WR, Iowa, 2010  
Jenkins, Darnell, WR, Miami, 2008  
Moulds, Eric, WR, Mississippi St., 2006  
Rivers, Marcellus, TE, Oklahoma St., 2005  
Moses, J.J., WR Iowa St., 2003-04  
Lewis, Jermaine, WR, Maryland, 2002
- 85 Dreesen, Joel, TE, Colorado State, 2007-11  
Walter, Kevin, WR, Eastern Michigan, 2006  
(Walter also wore #83)  
Bradford, Corey, WR, Jackson St., 2002-05
- 86 Casey, James, TE/FB, Rice, 2009-11  
Williams, Harry, WR, Tuskegee, 2008  
Lewis, Derrick, WR, San Diego St., 2006  
Gaffney, Jabar, WR, Florida, 2002-05
- 87 Hill, Anthony, TE, New Mexico St., 2009-10  
Bruener, Mark, TE, Washington, 2004-08  
Armstrong, Derick, WR, Ark.-Monticello, 2003  
(Armstrong also wore # 88)  
Dawson, JaJuan, WR, Tulane, 2002  
Insley, Trevor, WR, Nevada-Reno, 2002
- 88 Graham, Garrett, TE, Wisconsin, 2010-11  
Putzier, Jeb, TE, Boise St., 2006-07  
Armstrong, Derick, WR, Ark.-Monticello, 2004-05  
(Armstrong also wore #87)  
Kent, Rashod, TE, Rutgers, 2003  
Black, Avion, WR, Tennessee St., 2002
- 89 Johnson, Bryant, WR, Penn State, 2011  
Anderson, David, WR, Colorado State, 2007-10  
(Anderson also wore #14 and #17)  
Holloway, Jabari, TE, Notre Dame, 2002-03
- 90 Williams, Mario, DE, North Carolina St., 2006-11  
Davis, Jason, DE, West Virginia, 2005  
Marlin, Terrance, DT, North Carolina St., 2003  
Green, Howard, DT, LSU, 2002
- 91 Okoye, Amobi, DT, Louisville, 2007-10  
Payne, Seth, DT, Cornell, 2002-06
- 92 Mitchell, Earl, DT, Arizona, 2010-11  
Zgonina, Jeff, DT, Purdue, 2007-09  
Weaver, Anthony, DE, Notre Dame, 2006  
(Weaver also wore #98)  
Sears, Corey, DE, Mississippi St., 2002-04
- 93 Bulman, Tim, DT, Boston College, 2007-11  
(Bulman also wore #79)  
Babin, Jason, LB, Western Michigan, 2004-06  
Foley, Steve, LB, N.E. Louisiana, 2003  
(Foley also wore # 58)  
Flowers, Erik, LB, Arizona St., 2002
- 94 Smith, Antonio, DE, Oklahoma St., 2009-11  
Kalu, N.D., DE, Rice, 2006-07  
Ioane, Junior, DT, Arizona St., 2003-05  
Hill, Charles, DT, Maryland, 2002
- 95 Cody, Shaun, DT, USC, 2009-11  
McCloy, Stanley, DE, Auburn, 2008  
Maddox, Anthony, DT, Delta St., 2006-07  
DeLoach, Jerry, DE, California, 2002-05
- 96 Jamison, Tim, DE, Michigan, 2009-11  
(Jamison also wore #99)  
Anderson, Mark, DE, Alabama, 2010  
Cochran, Earl, DE, Alabama State, 2007-08  
(Cochran also wore #60)  
Johnson, Thomas, DT, Middle Tennessee St., 2006  
Rainer, Wall, LB, Virginia, 2006  
Walker, Gary, DE, Auburn, 2002-05
- 97 Lewis, Damione, DT, Miami, 2010  
Okam, Frank, DT, Texas, 2008-10  
Malone, Alfred, DE, Troy, 2005-06  
Davis, Jason, DE, West Virginia, 2003  
Worthen, Shawn, DT, TCU, 2002
- 98 Barwin, Connor, DE, Cincinnati, 2009-11  
Weaver, Anthony, DE, Notre Dame, 2007-08  
(Weaver also wore #92)  
Peek, Antwan, LB, Cincinnati, 2003-06  
Posey, Jeff, LB, So. Mississippi, 2002
- 99 Watt, J.J., DE, Wisconsin, 2011  
Jamison, Tim, DE, Michigan, 2009-10  
(Jamison also wore #96)  
Ogunleye, Adewale, DE, Indiana, 2010  
Johnson, Travis, DE, Florida St., 2006-08  
(Johnson also wore # 75)  
Smith, Robaire, DE, Michigan St., 2004-05  
Marlin, Steve, DT, Missouri, 2003  
Blade, Willie, DE, Mississippi St., 2002



# ALL-TIME PRACTICE SQUAD ROSTER

## A

Acholonu, D.D., LB, 2004\*  
Alexander, Mister, ILB, 2011\*  
Alridge, Anthony, RB, 2009  
Anderson, David, WR, 2006\*  
Anderson, Jason, RB, 2005\*  
Aromashodu, Devin, WR, 2007

## B

Baker, Antonio, S, 2010  
Barbieri, Howard, OL, 2011  
Bazuin, Dan, DE, 2008  
Beach, Arliss, RB, 2007-08\*  
Billings, Montez, WR, 2010  
Bing, Darnell, LB, 2009  
Boyd, Shane, QB, 2007\*  
Brink, Alex, QB, 2008  
Brisiel, Mike, G, 2006-2007\*  
Broussard, Jamall, WR, 2006  
Bulman, Tim, DT, 2006-2007\*  
Burns, Curry, S, 2006

## C

Carroll, Travis, LB, 2003\*  
Castañeda, Eduardo, LB, 2007  
Cochran, Earl, DE, 2006\*  
Coley, Kevis, LB, 2007-08\*  
Collins, McAllister, C, 2002  
Crummey, Andrew, G, 2009  
Curtis, Kevin, S, 2006

## D

Davis, A.J., CB, 2008  
Davis, Buster, LB, 2009  
Davis, James, RB, 2011  
Davis, Jason, DE, 2003-04\*, 2006  
Dawson, Curry, T, 2003\*  
Dorsey, Quinn, LB, 2005  
Douglas, Cody, G, 2006  
Douglas, Robert, FB, 2005, 2006  
Dunn, Anthony, LB, 2004

## E

Echemandun, Adimchinobi, RB, 2007  
Edison, Dominique, WR, 2011  
Egboh, Pannel, DE, 2009  
Eslinger, Greg, C, 2007\*  
Evans, Brandon, G, 2004\*

## F

Faggins, Demarcus, CB, 2003\*  
Foster, Arian, RB, 2009\*  
Freeman, Marcus, LB, 2009  
Freeman, Rober\*, CB, 2003\*  
Frye, Brandon, T, 2007-08\*

## G

Gardner, Andrew, T, 2011\*  
Gibson, Thaddeus, LB, 2011  
Gordon, Amon, DT, 2010  
Green, Howard, DT, 2002  
Greenhouse, Isaiah, LB, 2010\*

## H

Hall, Barry, T, 2002  
Halterman, Aaron, TE, 2005  
Hamilton, Derrick, WR, 2007  
Harris, Atnaf, WR, 2002\*  
Harris, Clark, TE, 2008\*, 2009  
Harris, Elliott, DE, 2005  
Harris, Ra'Shon, NT, 2011  
Hawkins, Jelani, OT, 2002\*  
Hebert, Kyries, S, 2002\*  
Helms, Brett, C, 2009-10  
Henry, Chris, RB, 2009\*  
Herrion, Atlas, G, 2006  
Hicks, Reese, OT, 2004-2005  
Holliday, Trindon, WR, 2011\*  
Holloway, Jabari, TE, 2002\*

## J

Jamison, Tim, DE, 2009\*-10  
Jenkins, Darnell, WR, 2008\*-09  
Jenkins, Michael, RB, 2002  
Johnson, Albert, WR, 2003  
Jones, Garrick, T, 2003, 2005\*

## K

Kent, Rashod, TE, 2002-03\*  
Keo, Shiloh, FS, 2011\*

## L

Lewis, Derrick, WR, 2006\*  
Long, Gabe, DT, 2008  
Lord, Jammal, FS, 2004-2005\*

## M

Maddox, Anthony, DT 2006\*  
Maehl, Jeff, WR, 2011\*  
Malone, Alfred, DT, 2005\*  
McCoy, Chris, DE, 2010  
McKenzie, Chris, CB, 2005\*  
Mitchell, Brandon, S, Ohio State 2007\*  
Moats, Ryan, RB, 2008\*  
Morgan, Donovan, WR, 2005\*  
Murphy, Matt, TE, 2004\*

## N

Nading, Jesse, DE, 2008\*, '09\*, '11\*  
Neihuis, Doug, G, 2006  
Nerys, Jason, G, 2005

## O

Oakley, Anthony, G, 2008  
Ogbonnaya, Chris, RB, 2010, '11\*  
Orr, Shantee, LB, 2003-04\*  
Overhauser, Chad, C/G, 2002\*

## P

Parson, Mark, CB, 2009  
Pemberton, Cole, T, 2010  
Pettway, Kenneth, LB, 2005\*  
Pittman, Bryan, LS, 2003\*  
Porter, Quinton, QB, 2006\*

## Q

Quinn, Mike, QB, 2003\*

## R

Roberson, Derrick, CB, 2007-08\*  
Robinson, DeJuan, DT, 2007\*  
Roland, Justin, LB, 2008  
Ross, Richie, WR, 2006  
Rue, Josh, FB, 2004

## S

Seaverns, Justin, LB, 2003  
Sheppard, Malcolm, DT, 2010\*  
Sherrod, Dezmond, TE, 2009  
Simmons, Mark, WR, 2008  
Smith, Antone, RB, 2009  
Smith, Shelley, G, 2010\*  
Stansbury, Ed, FB, 2002\*  
Starling, Kendrick, WR, 2004\*  
Stenavich, Adam, T, 2008-09  
Suber, Allen, WR, 2004

## T

Taylor, Chris, RB, 2006\*  
Terry, D.D., RB, 2008  
Thomas, Sloan, WR, 2004  
Thomas, Carlos, T, 2002  
Thorpe, Craphonso, WR, 2006  
Torrey, Andre, LB, 2005  
Townsel, Derrick, WR, 2010

## W

Walker, Darius, RB, 2007-08\*  
Walker, John, S, 2006\*  
Wallace, Cody, C, 2010  
Washington, Maurice, WR, 2005  
White, Chris, C, 2006  
Williams, Bobby, WR, 2010  
Williams, Harry, WR, 2006-2007\*  
Williams, Javaris, RB, 2011  
Williams, Paul, WR, 2010  
Williams, Torri, SS, 2010\*, '11  
Works, Renaldo, RB, 2004  
Worthen, Shawn, DT, 2002\*  
Wright, Keith, DT, 2003  
Wynn, Milton, WR, 2002

## Y

Young, David, SS, 2004

## Z

Zabransky, Jared, QB, 2007

\* - Players eventually made the active roster

# ALL-TIME INJURED RESERVE

<u>2002 (10)</u>			
Name	Pos.	Date	Injury
Inasley, Trevor	WR	8/15	Leg
Jones, Dwaune	WR	8/17	Knee
Evans, Leomont	S	8/27	Neck
Lorenti, Chris	C	9/1	Ankle
Boselli, Tony	T	10/15	Shoulder
Dennis, Pat	CB	10/22	Knee
Lamar, Jason	LB	10/30	Leg
Schau, Ryan	G	11/5	Foot
Rutledge, Rod	TE	11/26	Foot
Walker, Ramon	SS	12/24	Knee

<u>2003 (17)</u>			
Name	Pos.	Date	Injury
Baxter, Jarrod	FB	8/25	R Foot
Dennis, Pat	CB	8/25	R Knee
Hemdon, Jimmy	OT	8/25	R Knee
Lorenti, Chris	C	8/25	L Achilles
Lynch, Ben	C	8/25	L Knee
Joppru, Bennie	TE	8/31	R Groin
Payne, Seth	DT	9/15	L Knee
Mack, Stacey	RB	11/26	L Toe
Walker, Gary	DE	11/28	R Toe
Banks, Tony	QB	12/1	R Hand
Walker, Ramon	SS	12/1	L Knee
Stevens, Matt	FS	12/3	L Knee
Clemons, Charlie	LB	12/8	R Ankle
Glenn, Aaron	CB	12/10	L Groin
Orr, Shantee	LB	12/22	L Fibula
Wright, Kenny	CB	12/22	L Knee
Brown, Milford	G	12/26	R Knee

<u>2004 (11)</u>			
Name	Pos.	Date	Injury
Anderson, Jason	RB	8/16	R Leg
Bell, Marcus	LB	8/26	Shoulder
Bell, Jason	CB	11/17	R Wrist
Walker, Ramon	SS	11/24	L Knee
Joppru, Bennie	TE	12/1	Groin
Symons, B.J.	QB	12/1	R Knee
Foreman, Jay	LB	12/5	L Ankle
Coleman, Marcus	FS	12/7	Shoulder
Evans, Troy	LB	12/15	L Ankle
Wiegert, Zach	G	12/22	R Knee
Peek, Antwan	LB	12/28	R Shoulder

<u>2005 (8)</u>			
Name	Pos.	Date	Injury
Wong, Kailee	LB	10/18	R Knee
Hodgdon, Drew	C	11/11	R Foot
Wade, Todd	T	11/18	R Knee
Buchanon, Phillip	CB	11/23	L Ankle
Ioane, Junior	DT	12/20	L Calf
Davis, Domanick	RB	12/28	L Knee
Walker, Gary	DE	12/28	R Arm
Wells, Jonathan	RB	12/30	L Thigh

<u>2006 (16)</u>			
Name	Pos.	Date	Injury
Rainer, Wali	LB	8/1	R Leg
McKenzie, Chris	CB	8/3	L Shoulder
Steele, Ben	TE	8/3	L Leg
Davis, Domanick	RB	9/2	L Knee
Alexander, Roc	CB	9/12	R Knee
Spencer, Charles	T	9/19	L Leg
Malone, Alfred	DT	10/10	R Hand
Payne, Seth	DT	10/17	R Knee
Johnson, Travis	DT	11/14	L Calf
Sanders, Lewis	CB	11/14	R Hand
Wiegert, Zach	T	11/14	R Knee
Flanagan, Mike	C	11/28	Ribs
Alexander, Sage	QB	11/28	R Hand
Cook, Jameel	FB	12/15	R Knee
Dalton, Lionel	DT	12/23	Back
Mathis, Jerome	WR	12/23	R Hamstring

<u>2007 (17)</u>			
Name	Pos.	Date	Injury
Taylor, Chris	RB	7/31	L Knee
Alexander, Roc	CB	7/31	R Knee
Earl, Glenn	SS	8/14	L Foot
Horton, Jason	CB	8/14	R Arm
Barry, Kevin	T	8/24	R Biceps
Abbate, Jon	FB	9/1	R Ankle
Harrison, Brandon	FS	9/1	L Hamstring
Jackson, Scott	T	9/4	R Shoulder
Simmons, Jason	FS	9/11	L Knee
Killings, Cedric	DT	9/25	Neck
McKinney, Steve	C	9/25	L Knee
Mathis, Jerome	WR	10/6	R Lower Leg
Barber, Shawn	LB	10/31	Neck
Robinson, Dunta	CB	11/7	R Knee
Weary, Fred	G	12/4	R Leg
White, Chris	C	12/4	L Knee
Green, Ahman	RB	12/7	L Knee

<u>2008 (11)</u>			
Name	Pos.	Date	Injury
Stevenson, Dan	G	7/24	R Shoulder
Williams, Jimmy	CB	8/4	R Knee
Williams, Harry	WR	8/25	Neck
Jackson, Scott	T	8/26	L Foot
Brown, Chris	RB	8/30	Back
McClover, Stanley	DE	9/11	R Knee
Brown, C.C.	SS	9/30	R Arm
Diles, Zac	LB	11/6	L Leg
Molden, Antwan	CB	11/16	L Leg
Cochran, Earl	DE	11/19	R Toe
Green, Ahman	RB	11/25	L Knee

<u>2009 (13)</u>			
Name	Pos.	Date	Injury
Johnson, Jeremiah	RB	8/8	R Shoulder
Nolan, Troy	SS	8/18	L Hand
Verdell, Toddrick	LB	9/6	R Shoulder
Pitts, Chester	G	9/24	R Knee
Thompson, Chaun	LB	9/30	L Knee
Campbell, Khary	LB	10/6	L Knee
Slaton, Steve	RB	10/9	R Shoulder
Brisiel, Mike	G	10/14	L Foot
Daniels, Owen	TE	11/4	R Knee
Wilson, Eugene	FS	11/25	L Foot
Molden, Antwan	CB	11/26	L Hamstring
Hill, Anthony	TE	12/15	L Knee
Barber, Dominique	FS	12/29	R Hamstring

<u>2010 (17)</u>			
Name	Pos.	Date	Injury
Stross, Trey	WR	6/16	L Foot
Griffith, Justin	FB	8/4	Neck
Bulman, Tim	DE	8/14	L Shoulder
Bing, Darnell	LB	8/20	Neck
Holliday, Trindon	WR	8/30	L Hand
Tate, Ben	RB	8/30	R Ankle
Davis, André	WR	9/4	L Hip
Fine, Derek	TE	9/5	R Knee
Barwin, Connor	DE	9/14	R Ankle
Ryans, DeMeco	LB	10/25	L Achilles
Barber, Dominique	SS	11/11	L Knee
Paymah, Karl	CB	11/12	L Wrist
Williams, Torri	SS	12/1	L Hamstring
Nading, Jesse	DE	12/7	L Knee
Anderson, David	WR	12/15	L Shoulder
Brisiel, Mike	G	12/15	R Calf
Williams, Mario	DE	12/15	Sports Hernia

<u>2011 (14)</u>			
Name	Pos.	Date	Injury
Studdard, Kasey	G	8/15	L Ankle
Jean, Lestar	WR	8/20	L Shoulder
Smith, Shelley	G	8/25	R Leg
Morris, Darius	G	8/27	R Foot
Toiliver, Terrence	WR	8/27	Concussion
Ozougwu, Cheta	OLB	9/1	L Foot
Barber, Dominique	SS	9/16	L Foot
Carmichael, Roc	CB	9/16	L Shoulder
Butler, Rashad	T	9/21	L Elbow
Williams, Mario	OLB	10/9	L Pectoral
Sharpton, Darryl	ILB	10/30	R Knee/Quad
Schaub, Matt	QB	11/23	R Foot
Leinart, Matt	WB	11/27	L Clavicle
Hartmann, Brett	P	12/4	L Knee





# ALL-TIME COACHES

Coach	Position	Season	Coach	Position	Season
Bayless, Martin	Assistant Defensive Back	2006-07	Marciano, Joe	Special Teams	2002-12
Benton, John	Offensive Line	2006-12	Marciano, Tony	Offensive Line	2002-03
Brown, Kippy	Wide Receiver	2002-05		Tight Ends	2004-05
Bush, Frank	Senior Defensive Assistant	2007-08	Marshall, Steve	Assistant Offensive Line	2002-05
	Defensive Coordinator	2009-10		Offensive Line	2005
Calhoun, Troy	Offensive Coordinator/Quarterback	2006	Matthews, Bruce	Offensive Assistant	2009-10
<b>CAPERS, DOM</b>	<b>HEAD COACH</b>	<b>2002-05</b>	McDaniel, Mike	Offensive Assistant	2006-08
Carter, Perry	Defensive Assistant	2006-09			
	Asst. Defensive Backs	2010-12	Oden, Tony	Assistant Defensive Backs	2004-05
			Olivadotti, Tom	Linebackers	2004-05
Dennison, Rick	Offensive Coordinator	2010-12	Palmer, Chris	Offensive Coordinator	2002-05
Dorrell, Karl	Quarterbacks	2012	Pariani, Brian	Tight Ends	2006-12
Fangio, Vic	Defensive Coordinator	2002-05	Pendry, Joe	Offensive Line	2004-05
Fisch, Jedd	Defensive Quality Control	2002-03		Offensive Coordinator	2005
Franklin, Jethro	Defensive Line	2007-08	Phillips, Wade	Defensive Coordinator	2011-12
			Pollack, Frank	Assistant Offensive Line Coach	2008-11
Gibbs, Alex	Assistant Head Coach/Offense	2008-09	Rhodes, Ray	Assistant Defensive Backs Coach	2008
Gibbs, David	Defensive Backs Coach	2009-10		Senior Defensive Assistant	2009-10
Grantham, Todd	Defensive Line	2002-04	Riley, Dan	Head Strength and Conditioning	2002-08
Hammerschmidt, Dan	Offensive Assistant	2012	Roman, Greg	Tight End	2002-03
Harris, Chick	Running Backs	2002-12		Quarterback	2005
Herring, Reggie	Linebackers	2002-03, '11-12	Ryan, Jim	Offensive Assistant	2011
Hightower, Richard	Administrative Coord., Coaching	2006-07		Assistant Offensive Line	2012
	Special Teams Assistant	2008	Saleh, Robert	Defensive Assistant	2006-08
Holland, Johnny	Linebackers	2006-10		Assistant Linebackers	2009-10
Hoke, Jon	Defensive Back	2002-08	Schlotz, Matt	Asst. Strength & Conditioning Coach	2009-12
Joseph, Vance	Defensive Backs	2011-12	Shanahan, Kyle	Wide Receiver	2006
Karmelowicz, Bob	Defensive Line	2006		Quarterbacks	2007
	Special Assistant to the Head Coach	2007-08	Sherman, Mike	Offensive Coordinator/Quarterbacks	2008-09
King, Bobby	Defensive Assistant	2011		Assistant Head Coach/Offense	2006
	Assistant Linebackers	2012	Simien, Tracy	Asst. Head Coach/Offense Coordinator	2007
Kirksey, Larry	Wide Receiver	2007-12	Smith, Cedric	Assistant Defensive Line	2006
Knapp, Greg	Quarterbacks	2010-11	Smith, Richard	Head Strength & Conditioning Coach	2010-12
Kollar, Bill	Asst. head coach/defensive line	2009-12	Stewart, Brian	Defensive Coordinator	2006-08
<b>KUBIAK, GARY</b>	<b>HEAD COACH</b>	<b>2006-12</b>	Stewart, Brian	Assistant Defensive Backs	2002-03
LaFleur, Matt	Offensive Assistant	2008-09	Sutulovich, Eric	Assistant Special Teams	2002-05
Lubick, Marc	Offensive Assistant	2010-11	Wright, Ray	Assistant Strength and Conditioning	2002-08
	Assistant Wide Receivers	2012		Head Strength and Conditioning	2009



# TEXANS TRADE HISTORY

March 4, 2002:	Traded QB Danny Wuerffel to Washington in exchange for DT Jerry Deloach.
March 25, 2002:	Traded first of three 2002 seventh-round draft picks to Pittsburgh as compensation for restricted free agent K Kris Brown.
March 28, 2002:	Traded future draft pick to St. Louis in exchange for CB Jacoby Shepherd.
April 17, 2002:	Traded RB Charlie Rogers to Buffalo in exchange for LB Jay Foreman.
April 21, 2002:	Traded fourth-round pick in 2002 to Atlanta in exchange for 2003 third-round pick (88th overall-Dave Ragone)
March 6, 2003:	Traded fifth-round pick to New England in exchange for T Greg Randall.
April 26, 2003:	Traded second-round pick (36th overall) and fourth-round pick (117th overall) to New England for second-round pick (41st overall-Bennie Joppru) and third-round pick (75th overall-Seth Wand Traded third-round pick (83rd overall) and seventh-round pick (262nd overall) to Oakland in exchange for 2004 second-round pick (supplemental draft pick-Tony Hollings)
April 27, 2003:	Traded fifth-round pick (138th overall) to Indianapolis for 2004 fourth-round pick (122nd overall-Glenn Earl)
March 19, 2004:	Traded QB Drew Henson to Dallas in exchange for 2005 third-round pick.
April 24, 2004:	Traded second round pick (40th overall), third-round pick (71st overall), fourth-round pick (103rd overall) to Tennessee in exchange for first-round pick (27th overall-Jason Babin); also exchanged fifth-round picks (138th to 159th overall) with Tennessee.
April 25, 2004:	Traded fifth-round pick (159th overall) to Jacksonville in exchange for sixth-round pick (175th overall-Jammal Lord) and seventh-round pick (210th overall-Raheem Orr).
April 20, 2005:	Traded second-round pick (47th overall) and third-round pick (78th overall) to Oakland in exchange for CB Phillip Buchanon.
April 23, 2005:	Traded first-round pick (13th overall) to New Orleans in exchange for first round pick (16th overall-Travis Johnson) in 2005 draft and third-round selection in 2006 draft.
April 6, 2006:	Traded a fifth-round pick (134th overall) to the Buffalo Bills in exchange for WR Eric Moulds.
July 27, 2006:	Traded a conditional seventh-round pick in the 2007 to the San Francisco 49ers for QB Cody Pickett.
Sep. 13, 2006:	Traded RB Vernand Morency to Green Bay in exchange for RB Samkon Gado.
March 22, 2007:	Acquired QB Matt Schaub from the Atlanta Falcons for 2007 and 2008 second-round pick, and the eighth overall pick for the 10th overall pick (Amobi Okoye) in the 2007 Draft.
April 29, 2007:	Traded fourth-round draft pick (107th overall) to the New Orleans Saints in exchange for the Saints 2007 fourth-round pick (123rd overall- Fred Bennett) and a 2007 fifth-round pick (163rd overall-Brandon Frye).
March 17, 2008:	Traded a sixth-round pick in the 2008 NFL Draft to the Denver Broncos in exchange for C Chris Myers.
April 26, 2008:	Traded first-round pick (No. 18 overall) to the Baltimore Ravens for first-round pick (No. 26 overall-Duane Brown) a third-round pick (89th overall-Steve Slaton) and a sixth-round pick (173rd overall-Dominique Barber).
Feb. 27, 2009:	Traded QB Sage Rosenfels to the Minnesota Vikings in exchange for the 122nd selection in the 2009 NFL Draft (TE Anthony Hill).
Aug. 31, 2009:	Traded DT Travis Johnson to the San Diego Chargers in exchange for a sixth-round selection in the 2010 NFL Draft (197th overall - WR Trindon Holliday).
April 23, 2010	Traded second-round pick (51st overall) to the Minnesota Vikings in exchange for second- (62nd overall - traded) and third-round (93rd overall - traded).
April 23, 2010	Traded second- (62nd overall) and fifth-round (150th overall) picks to the New England Patriots in exchange for second-round pick (58th overall - RB Ben Tate).
April 24, 2010	Traded third-round pick (93rd overall) to the Kansas City Chiefs in exchange for fourth- (102nd overall - LB Darryl Sharpton) and fifth-round (144th overall - CB Sherrick McManis) picks.
April 29, 2011	Traded third- (73rd overall) and fifth-round (138th overall) pick with New England for a second-round (60th overall - CB Brandon Harris) pick.
April 30, 2011	Traded fourth-round pick (105th overall) and sixth-round pick (178th) to the Washington Redskins for a fourth-round pick (127th overall - CB Roc Carmichael) and two fifth-round picks (144th - S Shiloh Keo and 152nd - QB T.J. Yates).
Oct. 12, 2011	Acquired WR Derrick Mason from the N.Y. Jets for a conditional draft choice in the 2012 NFL Draft.
March 20, 2012	Traded ILB DeMeco Ryans to Philadelphia for an exchange of third-round picks (88th overall for 76th overall - G Brandon Brooks) and a fourth-round pick (99th overall - C Ben Jones)
April 27, 2012	Traded second- and seventh-round picks (58th and 233rd overall) to Tampa Bay for picks in the third (68th overall - WR DeVier Posey) and fourth (126th overall - WR Keshawn Martin) rounds.



# TEXANS FREE AGENCY HISTORY

## 2002

### Players Signed:

March 6: C/G Steve McKinney, Indianapolis  
March 7: LB Kailee Wong, Minnesota  
March 10: WR Corey Bradford, Green Bay  
March 15: RB James Allen, Chicago; LB Greg Jones, Chicago  
March 25: K Kris Brown, Pittsburgh (restricted)  
March 26: WR Tony Simmons, Indianapolis  
April 3: T Jimmy Herndon, Chicago  
April 5: SS Chris Carter, Cincinnati  
April 8: QB Kent Graham, Washington;  
CB Jason Simmons, Pittsburgh  
April 9: G DeMingo Graham, San Diego;  
TE Kaseem Sinceno, Chicago  
April 10: TE Rod Rutledge, New England  
April 18: LB Jeff Posey, Jacksonville  
April 25: LB Robert Jones, Washington  
May 9: LB Allen Aldridge, Detroit

### Players Lost

None

## 2003

### Players Signed:

March 1: T/G Zach Wiegert, Jacksonville  
March 4: LB Jay Foreman, Houston  
March 11: DE Corey Sears, Houston; FS Kevin Williams,  
Houston  
March 17: SS Eric Brown, Houston  
March 18: CB Pat Dennis, Houston (restricted);  
QB Mike Quinn, Houston  
March 21: CB Jason Simmons, Houston  
March 25: WR JaJuan Dawson, Houston (restricted)  
March 27: T Jimmy Herndon, Houston  
April 2: LB Charlie Clemons, New Orleans;  
CB Kenny Wright, Houston  
April 4: QB Tony Banks, Houston  
April 9: RB Stacey Mack, Jacksonville  
April 25: G Ryan Schau, Houston

### Players Lost:

Feb. 28: LB Jeff Posey, Buffalo  
March 5: T Ryan Young, Dallas  
March 14: LB Keith Mitchell, Jacksonville  
March 28: G Cameron Spikes, Arizona

## 2004

### Players Signed:

March 3: DE Gary Walker, Houston  
March 4: DT Robaire Smith, Tennessee; T Todd Wade,  
Miami; G/C Todd Washington, Houston  
March 11: CB Jason Simmons, Houston  
March 16: LB DaShon Polk, Buffalo  
March 22: TE Mark Bruener, Pittsburgh; DE Corey Sears,  
Houston  
March 23: TE Jabari Holloway, Houston (restricted)  
March 30: FS Pat Dennis, Houston  
April 19: FB Moran Norris, Houston (restricted)  
April 20: CB Darrick Vaughn, Houston (restricted)  
April 22: CB Jason Bell, Houston (restricted)  
April 28: DE Jerry Deloach, Houston (restricted)

### Players Lost:

March 4: FB Greg Comella, Tampa Bay;  
LB Steve Foley, San Diego  
March 6: DT Steve Martin, Minnesota

March 10: QB Mike Quinn, Denver  
April 20: T Greg Randall, San Francisco

## 2005

### Players Signed:

March 3: LB Marlon Greenwood, Miami; DT Seth Payne,  
Houston  
March 5: CB Jason Bell, Houston; FB Moran Norris, Houston  
March 9: CB Lewis Sanders, Cleveland; DE Corey Sears,  
Houston; CB Jason Simmons, Houston  
March 10: DE Jerry Deloach, Houston  
March 17: QB Tony Banks, Houston; LB Frank Chamberlin,  
Cincinnati  
March 23: T Garrick Jones, Houston (restricted)  
April 11: WR Corey Bradford, Houston; RB Jonathan Wells,  
Houston  
April 12: LB Troy Evans, Houston (restricted)  
April 15: G Milford Brown, Houston (restricted)  
April 18: KR Reggie Swinton, Detroit  
May 3: LB Zeke Moreno, San Diego  
May 13: T Victor Riley, New Orleans  
May 18: TE Marcellus Rivers, N.Y. Giants  
June 8: WR Kevin Kasper, New England

### Players Lost:

March 10: FS Marlon McCree, Carolina  
March 31: CB Kenny Wright, Jacksonville  
June 7: T Marcus Spears, Cleveland

## 2006

### Players Signed:

March 11: FB Jameel Cook, Tampa Bay  
March 12: QB Sage Rosenfels, Miami; DE Anthony Weaver,  
Baltimore  
March 14: CB Chris McKenzie, Houston; P Filip Filipovic,  
Philadelphia  
March 19: WR Kevin Walter, Cincinnati (restricted)  
March 21: TE Jeb Putzier, Denver  
March 23: LB Shantee Orr, Houston; LB Frank Chamberlin,  
Houston; LB DaShon Polk, Houston; SS Ramon  
Walker, Houston  
March 24: LB Sam Cowart, Minnesota; C Mike Flanagan,  
Green Bay; LB Troy Evans, Houston  
March 27: DE N.D. Kalu, Philadelphia  
March 31: G David Loverne, Detroit  
April 4: LB Wali Rainer, Detroit; WR Jake Schifino, New  
England  
April 10: TE Ben Steele; WR Chris Doering; FS Michael  
Stone, New England  
April 26: T Brad Bedell, Green Bay  
April 27: T Seth Wand, Houston (restricted)  
May 8: RB Antowain Smith, New Orleans; T Ephraim  
Salaam, Jacksonville

### Players Lost:

March 13: CB Jason Bell, N.Y. Giants; WR Corey Bradford,  
Detroit  
March 16: WR Jabar Gaffney, Philadelphia  
March 24: G Tyson Walter, Washington  
May 6: RB Tony Hollings, Chicago  
May 10: TE Marcellus Rivers, Oakland

## 2007

### Players Signed:

March 5: RB Ahman Green, Green Bay;  
DB Roc Alexander, Houston; DE N.D. Kalu, Hous-



# TEXANS FREE AGENCY HISTORY

ton; T Ephraim Salaam, Houston  
March 7: LB Danny Clark, New Orleans  
March 8: P Chad Stanley, Houston  
March 9: T Jordan Black, Kansas City  
March 12: TE Mark Bruener, Houston  
March 15: DT Jeff Zgonina, Miami  
March 21: LB Shawn Barber, Philadelphia  
March 23: RB Ron Dayne, Houston  
March 26: FB Vonta Leach, Houston  
April 3: CB Von Hutchins, Houston  
April 5: CB Jamar Fletcher, Detroit  
April 12: WR André Davis, Buffalo  
April 20: LB Shantee Orr, Houston  
April 23: LB Charlie Anderson, Houston  
April 27: SS Glenn Earl, Houston

## Players Lost:

March 3: DE Antwan Peek, Cleveland  
March 7: CB Lewis Sanders, Atlanta  
April 6: QB David Carr, Carolina  
April 10: LB Troy Evans, New Orleans  
April 13: SS Michael Stone, N.Y. Giants

## 2008

### Players Signed:

March 1: WR André Davis, Houston; CB Jacques Reeves, Dallas  
March 3: LB Kevin Bentley, Seattle  
March 7: SS Glenn Earl, Houston  
March 10: TE Mark Bruener, Houston  
March 14: LB Chaun Thompson, Cleveland  
March 20: RB Chris Brown, Tennessee; S Will Demps, Houston; DT N.D. Kalu, Houston  
March 24: QB Quinn Gray, Jacksonville; P Matt Turk, Houston  
March 27: RB Chris Taylor, Houston; WR Harry Williams, Houston; CB Nick Ferguson, Denver  
April 26: TE Joel Dreessen, Houston  
May 10: G Fred Weary, Houston  
May 19: CB Jimmy Williams, San Francisco; TE Ryan Krause, Green Bay  
May 22: WR Tim Carter, Cleveland; WR Mark Simmons, San Diego  
June 16: DE Rosevelt Colvin, New England

### Players Lost:

March 1: LB Charlie Anderson, Miami  
March 2: S Von Hutchins, Atlanta  
March 4: TE Jeb Putzier, Seattle  
March 13: LB Danny Clark, N.Y. Giants  
March 20: S Michael Boulware, Minnesota  
April 4: WR/KR Jerome Mathis, Washington

## 2009

### Players Signed:

Feb. 27: DE Stanley McClover, Houston; C Chris White, Houston; FS Eugene Wilson, Houston  
March 1: DE Antonio Smith, Arizona; QB Dan Orlovsky, Detroit  
March 4: TE Joel Dreessen, Houston  
March 12: S Nick Ferguson, Houston  
March 13: WR David Anderson, Houston  
March 30: DT Shaun Cody, Detroit  
April 6: LB Cato June, Tampa Bay  
April 7: T Rashad Butler, Houston; LB Buster Davis, Indianapolis

### Players Lost:

March 4: SS C.C. Brown, N.Y. Giants  
April 2: CB DeMarcus Faggins, Tennessee

## 2010

### Players Signed:

Jan. 11: QB John David Booty, Minnesota  
March 8: P Matt Turk, Houston; WR Kevin Walter, Houston  
March 16: G Wade Smith, Kansas City  
March 26: DE Tim Bulman, Houston  
March 31: LB DeMeco Ryans, Houston  
April 2: SS Bernard Pollard, Houston  
April 6: RB Ryan Moats, Houston  
April 7: K Neil Rackers, Arizona  
April 14: T Rashad Butler, Houston; C Chris White, Houston  
April 26: TE Michael Gaines, Cleveland  
April 29: LS Jon Weeks  
May 12: LB Danny Clark, N.Y. Giants  
June 11: TE Owen Daniels, Houston  
June 16: TE Derek Fine, Buffalo  
June 17: FB Justin Griffith, Seattle; WR Bobby Williams, Minnesota

### Players Lost:

March 5: CB Dunta Robinson, Atlanta  
March 17: QB Rex Grossman, Washington

## 2011

### Players Signed:

July 29: G Mike Brisiel, Houston (restricted); DE Tim Bulman, Houston; T Rashad Butler, Houston; RB Arian Foster, Houston; WR Jacoby Jones, Houston; CB Johnathan Joseph, Cincinnati; QB Matt Leinart, Houston; DE Damione Lewis, Houston; FS Daniele Manning, Chicago; G Kasey Studdard, Houston  
August 2: P Brad Maynard, Chicago  
August 3: FB Lawrence Vickers, Cleveland  
August 7: ILB Tim Dobbins, Miami

### Players Lost:

July 30: LB Zac Diles, St. Louis  
July 31: FB Vonta Leach, Baltimore; P Matt Turk, Jacksonville  
August 4: S Bernard Pollard, Baltimore  
August 5: DE Mark Anderson, New England  
August 24: LB Kevin Bentley, San Diego

## 2012

### Players Signed:

March 17: C Chris Myers, Houston  
March 30: P Donnie Jones, St. Louis  
April 5: S Quintin Demps, Houston  
April 13: ILB Tim Dobbins, Houston; ILB Bradie James, Dallas  
May 8: K Shayne Graham, Baltimore  
May 11: QB John Beck, Washington  
June 4: CB Alan Ball, Dallas; RB Justin Forsett, Seattle  
June 14: FB Moran Norris, San Francisco

### Players Lost:

March 15: OLB Mario Williams, Buffalo  
March 16: G Mike Brisiel, Oakland  
March 19: CB Jason Allen, Cincinnati  
March 23: TE Joel Dreessen, Denver  
April 30: K Neil Rackers, Washington



# TEXANS IN PRIME TIME

The Texans have appeared in 11 prime time games with a record of 3-8.

Year	Date	Opponent	Network	Result	Attendance
2002	Sunday, Sept. 8	Dallas	ESPN	W, 19-10	69,604
2004	Sunday, Nov. 21	Green Bay	ESPN	L, 16-13	70,769
2005	Sunday, Oct. 16	at Seattle	ESPN	L, 42-10	66,196
2005	Sunday, Nov. 20	Kansas City	ESPN	L, 45-17	70,481
2007	Thursday, Dec. 13	Denver	NFL Network	W, 31-13	70,747
2008	Monday, Dec. 1	Jacksonville	ESPN	W, 30-17	70,809
2009	Monday, Nov. 23	Tennessee	ESPN	L, 20-17	71,153
2010	Monday, Nov. 1	at Indianapolis	ESPN	L, 30-17	66,363
2010	Thursday, Dec. 1	at Philadelphia	NFL Network	L, 34-24	69,144
2010	Monday, Dec. 13	Baltimore	ESPN	L, 34-28	71,413
2011	Thursday, Dec. 22	at Indianapolis	NFL Network	L, 19-16	64,159

# TEXANS IN OVERTIME

## November 23, 2003 at Reliant Stadium

New England	23
Houston	20

Game winner- K Adam Viniteri's 28-yard FG

## October 10, 2004 at Reliant Stadium

Minnesota	34
Houston	28

Game winner- WR Marcus Robinson's 50-yard TD reception

## November 27, 2005 at Reliant Stadium

St. Louis	33
Houston	27

Game winner- WR Kevin Curtis' 56-yard TD reception

## January 1, 2006 at Monster Park

San Francisco	20
Houston	17

Game winner- K Joe Nedney's 33-yard FG

## December 10, 2006 at Reliant Stadium

Tennessee	26
Houston	20

Game winner- QB Vince Young's 39-yard TD run

## September 28, 2008 at Jacksonville Municipal Stadium

Jacksonville	30
Houston	27

Game winner- K Josh Scobee's 37-yard FG

## September 19, 2010 at FedEx Field

Houston	30
Washington	27

Game winner- K Neil Rackers' 35-yard FG

## December 13, 2010 at Reliant Stadium

Baltimore	34
Houston	28

Game winner- Josh Wilson 12-yard INT return for touchdown



Neil Rackers' 35-yard field goal in overtime was the difference in Houston's 30-27 win against Washington at FedEx Field on Sept. 19, 2010. It marked the first overtime win in Texans franchise history.

# TEXANS HONORS

## NFL Pro Bowl

**2003**  
CB Aaron Glenn (3rd overall selection)  
DE Gary Walker (2nd overall selection)  
**2005**  
WR Andre Johnson (1st selection)  
**2006**  
WR Jerome Mathis (1st selection)  
**2007**  
WR Andre Johnson (2nd selection)  
**2008**  
LB DeMeco Ryans (1st selection)  
**2009**  
WR Andre Johnson (3rd selection)  
DE Mario Williams (1st selection)  
TE Owen Daniels (1st selection)  
**2010**  
LB Brian Cushing (1st selection)  
WR Andre Johnson (4th selection)  
LB DeMeco Ryans (2nd selection)  
QB Matt Schaub (1st selection)  
DE Mario Williams (2nd selection)  
**2011**  
RB Arian Foster (1st selection)  
WR Andre Johnson (5th selection)  
FB Vonta Leach (1st selection)

## NFL Pro Bowl Most Valuable Player

**2010:** QB Matt Schaub

## Associated Press All-Pro First Team

**2005:** KR Jerome Mathis  
**2008:** WR Andre Johnson  
**2009:** WR Andre Johnson

## Associated Press All-Pro Second Team

**2007:** LB DeMeco Ryans  
DE Mario Williams  
**2011:** LT Duane Brown  
ILB Brian Cushing  
RB Arian Foster  
CB Johnathan Joseph

## Associated Press Rookie of the Year

**2006:** LB DeMeco Ryans (Defensive)  
**2009:** LB Brian Cushing (Defensive)

## Associated Press

### NFL Player of the Week

**2007:** DE Mario Williams (Sept. 9)  
K Kris Brown (Oct. 7)  
**2008:** WR Andre Johnson (Oct. 26)

## AFC Player of the Month

**2002**  
P Chad Stanley (Special Teams, Sept.)  
**2003**  
CB Marcus Coleman (Defense, Sept.)  
**2008**  
WR Andre Johnson (Offense, Oct.)  
**2010**  
RB Arian Foster (Offense, Sept.)  
**2011**  
RB Arian Foster (Offense, Oct.)  
OLB Connor Barwin (Defense, Nov.)

## NFL Player of the Month

**2007**  
WR/KR André Davis (Special Teams, Dec.)

## AFC Player of the Week

**2002**  
CB Aaron Glenn (Defense, Dec. 8)  
WR Avion Black (Special Teams, Dec. 15)  
**2003**  
P Chad Stanley (Special Teams, Nov. 2)  
**2004**  
K Kris Brown (Special Teams, Sept. 26)  
**2005**  
WR Jerome Mathis (Special Teams, Oct. 30)  
**2006**  
WR Andre Johnson (Offense, Oct. 1)  
LB DeMeco Ryans (Defense, Dec. 3)  
K Kris Brown (Special Teams, Dec. 24)  
**2007**  
DE Mario Williams (Defense, Sept. 9)  
K Kris Brown (Special Teams, Oct. 7)  
WR André Davis (Special Teams, Dec. 9)  
DE Mario Williams (Defense, Dec. 13)  
**2008**  
WR Jacoby Jones (Special Teams, Oct. 12)  
WR Jacoby Jones (Special Teams, Oct. 26)  
QB Matt Schaub (Offense, Dec. 7)  
RB Steve Slaton (Offense, Dec. 1)  
**2009**  
QB Matt Schaub (Offense, Sept. 20)  
WR Jacoby Jones (Special Teams, Oct. 4)  
LB Brian Cushing (Defense, Oct. 18)  
LB Brian Cushing (Defense, Nov. 1)  
**2010**  
RB Arian Foster (Offense, Sept. 15)  
WR Andre Johnson (Offense, Sept. 22)  
QB Matt Schaub (Offense, Oct. 20)  
CB Glover Quin (Defense, Dec. 1)  
**2011**  
RB Arian Foster (Offense, Oct. 5 and Oct. 26)

## NFL Rookie of the Week

**2003**  
WR Andre Johnson (Sept. 28)  
RB Domanick Williams (Oct. 19)  
RB Domanick Williams (Oct. 26)  
RB Domanick Williams (Nov. 2)  
RB Domanick Williams (Nov. 9)  
WR Andre Johnson (Nov. 16)  
RB Domanick Williams (Nov. 30)  
**2011**  
QB T.J. Yates (Dec. 13)

## NFL Rookie of the Month

**2003:** RB Domanick Williams (Oct.)  
**2006:** LB DeMeco Ryans (Dec.)  
**2007:** DT Amobi Okoye (Sept.)  
**2008:** RB Steve Slaton (Dec.)  
**2009:** LB Brian Cushing (Nov.)  
LB Brian Cushing (Dec.)

## NFL Rookie of the Year

**2003:** RB Domanick Williams

## NFL Coach of the Week

**2002:** Dom Capers (Sept. 8)  
**2003:** Dom Capers (Sept. 28)

## NFL Alumni Player of the Year

**2005:** KR Jerome Mathis (Kick Returner)  
**2006:** WR Andre Johnson (Wide Receiver)  
**2007:** DE Mario Williams (Defensive Line-man)  
**2008:** WR Andre Johnson (Wide Receiver)  
**2009:** WR Andre Johnson (Wide Receiver)

## NFL Players Association's Rookie of the Week

**2008:** RB Steve Slaton (Oct. 5)

## College & Pro Football News Weekly All-Pro

**2002:** CB Aaron Glenn

## ESPN.com All-Pro

**2003:** P Chad Stanley  
**2008:** WR Andre Johnson

## ESPN.com All-Rookie

**2004:** CB Dunta Robinson

## FedEx Air Player of the Week

**2010:** QB Matt Schaub (Week 2)

## FedEx Ground Player of the Week

**2010:** RB Arian Foster (Week 1)  
RB Arian Foster (Week 17)



# TEXANS HONORS

## **Prilosec OTC Madden Protectors Award**

2011: Week 7 (LT Duane Brown, LG Wade Smith, C Chris Myers, RG Mike Brisiel, RT Eric Winston)

## **Football Digest All-Pro**

2002: CB Aaron Glenn (second team)  
2004: WR Andre Johnson (second team)

## **KFFL All-Rookie Team**

2003: RB Domanick Williams  
WR Andre Johnson

## **Mickey Herskowitz Award**

2004: QB David Carr  
2005: CB Dunta Robinson  
2006: DE N.D. Kalu  
2007: LT Ephraim Salaam  
2008: WR Andre Johnson

## **Pro Football Weekly/PFWA All-Pro**

2005: KR Jerome Mathis  
2008: WR Andre Johnson  
2009: WR Andre Johnson  
LB Brian Cushing  
2011: CB Johnathan Joseph

## **Pro Football Weekly All-AFC**

2002: CB Aaron Glenn  
DE Gary Walker  
2005: KR Jerome Mathis  
2011: LT Duane Brown  
ILB Brian Cushing  
CB Johnathan Joseph

## **Pro Football Weekly All-Rookie**

2002: QB David Carr  
2003: RB Domanick Davis  
WR Andre Johnson  
2005: KR Jerome Mathis  
2006: TE Owen Daniels  
LB DeMeco Ryans  
2007: DT Amobi Okoye  
2008: LB Xavier Adibi  
2009: LB Brian Cushing  
2011: DE J.J. Watt

## **Pro Football Weekly Most Improved**

2010: RB Arian Foster

## **Pro Football Weekly Rookie of the Year**

2004: CB Dunta Robinson (Defense)  
2006: LB DeMeco Ryans (Defense)  
2009: LB Brian Cushing (Defense)

## **Sports Illustrated All-Pro Team**

2005: KR Jerome Mathis  
2008: WR Andre Johnson  
2011: RT Eric Winston

## **SI.com Coordinator of the Year**

2011: Wade Phillips, Defensive Coordinator

## **The Sporting News All-Rookie Team**

2008: LB Xavier Adibi  
2009: LB Brian Cushing

## **The Sporting News All-Pro**

2002: CB Aaron Glenn  
2005: KR Jerome Mathis  
2008: DE Mario Williams  
WR Andre Johnson  
2009: WR Andre Johnson  
2010: RB Arian Foster  
WR Andre Johnson

## **The Sporting News Coordinator of the Year**

2011: Wade Phillips, Defensive Coordinator

## **CNNSI Peter King's Player of the Week**

2008:  
QB Matt Schaub (Offense, Dec. 7)  
WR Jacoby Jones (Special Teams, Oct. 26)  
WR Andre Johnson (Offense, Dec. 14)

## **ESPN ESPY'S**

2011:  
RB Arian Foster (Strongest Performance)

## **Touchdown Club Player of the Year**

2004: WR Andre Johnson  
2005: RB Domanick Davis  
2006: WR Andre Johnson  
2007: LB DeMeco Ryans  
2008: WR Andre Johnson

## **USA Today All-Joe Team**

2002: DT Seth Payne  
2003: T Chester Pitts  
DE Corey Sears  
2004: G Chester Pitts  
P Chad Stanley  
2005: RB Jonathan Wells  
2006: DE Anthony Weaver  
2007: LB Morlon Greenwood  
CB Von Hutchins  
T Eric Winston  
2008: FB Vonta Leach  
CB Antwaun Molden  
WR Kevin Walter  
G Mike Brisiel  
2009: SS Bernard Pollard  
2011: RG Mike Brisiel  
OLB Connor Barwin  
LT Duane Brown  
RB Ben Tate  
DE J.J. Watt

## **Houston Texans MVP**

2005: RB Domanick Williams  
2006: WR Andre Johnson  
2007: LB DeMeco Ryans  
2008: WR Andre Johnson  
2009: WR Andre Johnson  
2010: RB Arian Foster  
WR Andre Johnson  
2011: ILB Brian Cushing

## **Houston Texans Rookie of the Year**

2004: CB Dunta Robinson  
2005: WR Jerome Mathis  
2006: LB DeMeco Ryans  
2007: CB Fred Bennett  
2008: RB Steve Slaton  
2009: LB Brian Cushing  
2010: DT Earl Mitchell  
2011: DE J.J. Watt

## **Mark Bruener Award**

2004: DT Seth Payne  
2005: TE Mark Bruener  
2006: TE Mark Bruener  
2007: TE Mark Bruener  
2008: TE Mark Bruener  
2009: LB DeMeco Ryans  
2011: LB DeMeco Ryans  
\* Known as the Spirit of the Bull Award prior to 2009.

## **Ed Block Courage Award**

2002: CB Jason Bell  
2003: CB Aaron Glenn  
2004: DT Seth Payne  
2005: WR Jabar Gaffney  
2006: LB Kailee Wong  
2007: DE Anthony Weaver  
2008: WR Harry Williams  
2009: LB Zac Diles  
2010: TE Joel Dreessen  
2011: LB DeMeco Ryans



# TEXANS DRAFT HISTORY

## 2002

Rd	Pick	Player	College	Pos.
1	1	David Carr	Fresno State	QB
2	33	Jabar Gaffney	Florida	WR
2	50	Chester Pitts	San Diego State	T
3	66	Fred Weary	Tennessee	G
3	83	Charles Hill	Maryland	DT
4	99	Jonathan Wells	Ohio State	RB
5	136	Jarrold Baxter	New Mexico	FB
5	153	Ramon Walker	Pittsburgh	FS
6	173	DeMarcus Faggins	Kansas State	CB
6	190	Howard Green	LSU	DT
7	229	Greg White	Minnesota	LB
7	261	Ahmad Miller	UNLV	DT
<b>Supplemental Draft</b>				
6		Milford Brown	Florida State	G

## 2003

Rd	Pick	Player	College	Pos.
1	3	Andre Johnson	Miami	WR
2	41	*Bennie Joppru	Michigan	TE
3	67	Antwan Peek	Cincinnati	LB
3	75	Seth Wand	NW Missouri St.	T
3	88	Dave Ragone	Louisville	QB
4	104	Domanick Davis	LSU	RB
6	192	Drew Henson	Michigan	QB
6	214	Keith Wright	Missouri	DT
7	217	Curry Burns	Louisville	SS
7	233	Chance Pearce	Texas A&M	LS
<b>Supplemental Draft</b>				
2		Tony Hollings	Georgia Tech	RB

## 2004

Rd	Pick	Player	College	Pos.
1	10	Dunta Robinson	South Carolina	CB
1	27	Jason Babin	Western Michigan	LB
4	122	Glenn Earl	Notre Dame	SS
6	170	Vontez Duff	Notre Dame	CB
6	175	Jammal Lord	Nebraska	FS
6	200	Charlie Anderson	Mississippi	LB
7	210	Raheem Orr	Rutgers	LB
7	211	Sloan Thomas	Texas	WR
7	248	B.J. Symons	Texas Tech	QB

## 2005

Rd	Pick	Player	College	Pos.
1	16	Travis Johnson	Florida State	DT
3	73	Vernand Morency	Oklahoma State	RB
4	114	Jerome Mathis	Hampton	WR
5	151	Drew Hodgdon	Arizona State	C
6	188	C.C. Brown	La.-Lafayette	SS
7	227	Kenneth Pettway	Grambling State	LB

## 2006

Rd	Pick	Player	College	Pos.
1	1	Mario Williams	North Carolina St.	DE
2	33	DeMeco Ryans	Alabama	LB
3	65	Charles Spencer	Pittsburgh	T
3	66	Eric Winston	Miami	T
4	98	Owen Daniels	Wisconsin	TE
6	170	Wali Lundy	Virginia	RB
7	251	David Anderson	Colorado State	WR

## 2007

Rd	Pick	Player	College	Pos.
1	10	Amobi Okoye	Louisville	DT
3	73	Jacoby Jones	Lane College	WR
4	123	Fred Bennett	South Carolina	CB
5	144	*Brandon Harrison	Stanford	S
5	163	Brandon Frye	Virginia Tech	T
6	183	Kasey Studdard	Texas	G
7	218	Zac Diles	Kansas State	LB

## 2008

Rd	Pick	Player	College	Pos.
1	26	Duane Brown	Virginia Tech	T
3	79	Antwaun Molden	Eastern Kentucky	CB
3	89	Steve Slaton	West Virginia	RB
4	118	Xavier Adibi	Virginia Tech	LB
5	151	Frank Okam	Texas	DT
6	173	Dominique Barber	Minnesota	S
7	223	Alex Brink	Washington State	QB

## 2009

Rd	Pick	Player	College	Pos.
1	15	Brian Cushing	USC	LB
2	46	Connor Barwin	Cincinnati	DE
3	77	Antoine Caldwell	Alabama	C
4	112	Glover Quin	New Mexico	CB
4	122	Anthony Hill	North Carolina St.	TE
5	152	James Casey	Rice	TE
6	188	Brice McCain	Utah	CB
7	223	*Troy Nolan	Arizona State	S

## 2010

Rd	Pick	Player	College	Pos.
1	20	Kareem Jackson	Alabama	CB
2	58	*Ben Tate	Auburn	RB
3	81	Earl Mitchell	Arizona	DT
4	102	Darryl Sharpton	Miami	LB
4	118	Garrett Graham	Wisconsin	TE
5	144	Sherrick McManis	Northwestern	CB
6	187	Shelley Smith	Colorado State	G
6	197	*Trindon Holliday	LSU	WR
7	227	Dorin Dickerson	Pittsburgh	WR

## 2011

Rd	Pick	Player	College	Pos.
1	11	J.J. Watt	Wisconsin	DE
2	42	Brooks Reed	Arizona	OLB
2	60	Brandon Harris	Miami	CB
4	127	Roc Carmichael	Virginia Tech	CB
5	144	Shiloh Keo	Idaho	S
5	152	T.J. Yates	North Carolina	QB
7	214	Derek Newton	Arkansas State	T
7	254	Cheta Ozougwu	Rice	OLB

## 2012

Rd	Pick	Player	College	Pos.
1	26	Whitney Mercilus	Illinois	OLB
3	68	DeVier Posey	Ohio State	WR
3	76	Brandon Brooks	Miami (Ohio)	G
4	99	Ben Jones	Georgia	C
4	121	Keshawn Martin	Michigan State	WR
4	126	Jared Crick	Nebraska	DE
5	161	Randy Bullock	Texas A&M	K
6	195	Nick Mondek	Purdue	T

**Bold** indicates made active roster that season

\* Indicates placed on injured reserve





# 2002 FINAL STATISTICS (4-12)

Date	W/L	Score	Opponent	Attendance	RUSHING	No.	Yds	Avg	Long	TD
9/8	W	19-10	Dallas	69,604*	Wells	197	529	2.7	37	3
9/15	L	3-24	at San Diego	56,098	Allen	155	519	3.3	32	0
9/22	L	3-23	Indianapolis	69,204*	Carr	59	282	4.8	20	3
9/29	L	17-35	at Philadelphia	64,867*	Baxter	7	14	2.0	6	0
10/13	L	24-31	Buffalo	70,120*	J. Lewis	3	8	2.7	5	0
10/20	L	17-34	at Cleveland	73,248*	Stanley	1	6	6.0	6	0
10/27	W	21-19	at Jacksonville	53,721	Bradford	2	-11	-5.5	0	0
11/3	L	3-38	Cincinnati	69,827*	TEXANS	424	1,347	3.2	37	6
11/10	L	10-17	at Tennessee	68,804*	OPPONENTS	509	2,089	4.1	70	14
11/17	L	21-24	Jacksonville	69,711*						
11/24	W	16-14	N.Y. Giants	70,054*	RECEIVING	No.	Yds	Avg	Long	TD
12/1	L	3-19	at Indianapolis	56,820*	B. Miller	51	613	12.0	42	3
12/08	W	24-6	at Pittsburgh	58,551*	Allen	47	302	6.4	21	0
12/15	L	19-23	Baltimore	70,108*	Bradford	45	697	15.5	81	6
12/22	L	10-26	at Washington	70,291	Gaffney	41	483	11.8	27	1
12/29	L	3-13	Tennessee	70,694*	Dawson	21	286	13.6	28	0

\*Sellouts

## TEAM STATISTICS

	Texans	Opponents		No.	Yds	Avg	Long	TD
TOTAL FIRST DOWNS	208	291						
Rushing	59	116						
Passing	119	155						
Penalty	30	20						
3rd Down: Made / Att.	59/229	83/234						
3rd Down Pct.	25.8	35.5						
4th Down: Made / Att.	5/14	6/12						
4th Down Pct.	35.7	50.0						
TIME OF POSSESSION	28:06	31:54						
TOTAL NET YARDS	3,572	5,230						
Avg. Per Game	223.3	326.9						
Total Plays	947	1,056						
Avg. Per Play	3.8	5.0						
NET YARDS RUSHING	1,347	2,089						
Avg. Per Game	84.2	130.6						
Total Rushes	424	509						
Avg. Per Play	3.2	4.1						
NET YARDS PASSING	2,225	3,141						
Avg. Per Game	139.1	196.3						
Sacked / Yards Lost	76/411	35/237						
Gross Yards	2,636	3,378						
Att. / Completions	447/235	512/281						
Completion Pct.	52.6	54.9						
Had Intercepted	15	10						
PUNTS / AVERAGE	116/40.7	98/39.7						
NET PUNTING AVG.	116/36.8	98/33.1						
PENALTIES / YARDS	136/1,011	102/955						
FUMBLES / BALL LOST	34/14	23/11						
TOUCHDOWNS	22	40						
Rushing	6	14						
Passing	11	23						
Returns	5	3						

## SCORE BY PERIODS

	1	2	3	4	OT	Total
TEXANS	37	56	51	69	0	213
OPPONENTS	74	114	66	102	0	356

## SCORING

	TD	Ru	Pa	Rt	PAT	FG	SAF	TP
K. Brown	0	0	0	0	20/20	17/24	0	71
Bradford	6	0	6	0	0/0	0/0	0	36
Carr	3	3	0	0	0/0	0/0	0	18
Miller	3	0	3	0	0/0	0/0	0	18
Wells	3	3	0	0	0/0	0/0	0	18
Glenn	2	0	0	2a	0/0	0/0	0	12
Gaffney	1	0	1	0	0/0	0/0	0	8
Baxter	1	0	1	0	0/0	0/0	0	6
Black	1	0	0	1c	0/0	0/0	0	6
Williams	1	0	0	1d	0/0	0/0	0	6
Wright	1	0	0	1b	0/0	0/0	0	6
Allen	0	0	0	0	0/0	0/0	0	2
McClain	0	0	0	0	0/0	0/0	1	2
Payne	0	0	0	0	0/0	0/0	1	2
TEXANS	22	6	11	5	20/20	17/24	3	213
OPPONENTS	40	14	23	3*	38/38	24/34	2	356

\* - Fumble recovery by Raylee Johnson (9/15 at SD); Kickoff return by Andre Davis, 95 yards (10/20 at CLEV); Interception return by Artrell Hawkins, 102 yards (11/3 at HOU); a - Interception returns of 70 and 65 yards (12/8 at PIT); b - Fumble recovery of 40 yards (12/8 at PIT); c - Punt return of 76 yards (12/15 vs. BALT); d - Recovery of blocked punt (12/22 at WASH)

## PASSING

	Att	Comp	Yds	Cmp%	Yds/Att	TD	TD%	Int	Int%	Long	Sack/Lost	Rating
Carr	444	233	2,592	52.5	5.84	9	2.0	15	3.4	81	76/411	62.8
Allen	2	1	5	50.0	2.50	1	50.0	0	0.0	5t	0/0	95.8
Gaffney	1	1	39	100.0	39.00	1	100.0	0	0.0	39t	0/0	158.3
TEXANS	447	235	2,636	52.6	5.90	11	2.5	15	3.4	81	76/411	64.7
OPPONENTS	512	281	3,378	54.9	6.60	23	4.5	10	2.0	57t	35/237	82.1

	No.	Yds	Avg	Long	TD
Black	6	52	8.7	14	0
Baxter	5	33	6.6	14	1
J. Lewis	2	41	20.5	33	0
Harris	1	8	8.0	8	0
TEXANS	235	2,636	11.2	81	11
OPPONENTS	281	3,378	12.0	57t	23

	No.	Yds	Avg	Long	TD
Glenn	5	181	36.2	70t	2
E. Brown	2	7	3.5	7	0
Coleman	1	0	0.0	0	0
Posey	1	0	0.0	0	0
Stevens	1	0	0.0	0	0
TEXANS	10	188	18.8	70t	2
OPPONENTS	15	277	18.5	102t	1

	No.	Yds	Avg	Net	TB	In	Lg	B
Stanley	114	4,720	41.4	36.8	6	36	62	2
TEXANS	116	4,720	40.7	36.8	6	36	62	2
OPPONENTS	98	3,892	39.7	33.1	7	27	63	1

	Ret	FC	Yds	Avg	Long	TD
J. Lewis	36	17	280	7.8	48	0
Black	14	3	188	13.4	76t	1
Gaffney	3	0	-3	-1.0	1	0
Glenn	0	0	47	---	47	0
TEXANS	53	20	512	9.7	76t	1
OPPONENTS	58	34	328	5.7	46	0

	No	Yds	Avg	Long	TD
J. Lewis	46	961	20.9	45	0
Black	24	529	22.0	49	0
Hill	2	0	0.0	0	0
Norris	2	11	5.5	10	0
Baxter	1	19	19.0	19	0
Murphy	1	0	0.0	0	0
Sears	1	9	9.0	9	0
TEXANS	77	1,529	19.9	49	0
OPPONENTS	52	1,156	22.2	95t	1

	1-19	20-29	30-39	40-49	50+
K. Brown	0/1	3/3	1/1	11/14	2/5
TEXANS	0/1	3/3	1/1	11/14	2/5
OPPONENTS	0/0	10/10	9/11	5/12	0/1

K. Brown: (42G) (45G) (54N, 24G) (48G) (26G) (40N, 47G) (45N, 43G, 45G) (23G, 46N, 53N) (51G) (0) (40G, 50G) (34G) (43G) (41G) (46G) (50N, 19N, 42G)  
 OPPONENTS: (33G, 42N) (36G) (26G, 39G, 47N, 37G) (25G, 41G) (33G) (35G, 43G) (50N, 35N, 34G) (25G) (49N, 24G) (22G, 40N) (33N) (31G, 46G) (40G, 31G, 43N) (22G, 22G, 47G) (48N, 46N, 23G) (28G, 26G)



# 2002 FINAL STATISTICS (4-12)

## DEFENSIVE STATISTICS

Based on Coaches Film Review

TACKLES	Solo	Asst	Total	Sck-Yrds	QB Press	INT-Yards	Pass Def.	Forced Fumbles	Fumble Recovery
Foreman, Jay	110	83	193	0.0-0	3	0-0	4	1	0
Sharper, Jamie	91	87	178	5.5-27	8	0-0	5	2	3
Payne, Seth	57	90	147	1.0-4	11	0-0	0	0	0
Stevens, Matt	47	70	117	0.0-0	0	1-0	0	0	0
Walker, Gary	46	69	115	6.5-33	42	0-0	0	1	1
Deloach, Jerry	30	73	103	1.0-10	11	0-0	0	0	0
Brown, Eric	52	43	95	0.5-3	1	2-7	7	1	0
Coleman, Marcus	56	34	90	0.0-0	0	1-0	30	0	2
Wong, Kallee	44	45	89	5.5-22	27	0-0	2	1	0
Glenn, Aaron	45	27	72	1.0-10	1	5-181	16	0	0
Posey, Jeff	43	28	71	8.0-77	22	1-0	1	2	0
Mitchell, Keith	25	23	48	1.0-7	4	0-0	0	1	0
Sears, Corey	12	35	47	1.0-9	7	0-0	0	0	0
Wright, Kenny	24	10	34	1.0-13	3	0-0	9	0	1
Williams, Kevin	13	9	22	0.0-0	0	0-0	0	0	0
Simmons, Jason	9	5	14	1.0-10	4	0-0	2	0	1
Walker, Ramon	2	3	5	0.0-0	0	0-0	0	0	0
Carter, Chris	1	3	4	1.0-9	0	0-0	0	0	0
Hill, Charles	0	3	3	0.0-0	0	0-0	0	0	0
Dennis, Pat	0	1	1	0.0-0	0	0-0	0	0	0
Flowers, Erik	1	0	1	0.0-0	0	0-0	1	0	0
Bell, Jason	0	0	0	0.0-0	0	0-0	2	0	0
McClain, Jimmy	0	0	0	0.0-0	0	0-0	0	0	0
TEAM	0	0	0	1.0-3	0	0-0	0	0	0
<b>Total</b>	<b>708</b>	<b>741</b>	<b>1,449</b>	<b>35.0-237</b>	<b>144</b>	<b>10-188</b>	<b>79</b>	<b>9</b>	<b>8</b>

## SPECIAL TEAMS STATISTICS

SPECIAL TEAMS	Solo	Asst	Total	Blocks Punt	Forced Fumbles	Fumble Recovery
Bell, Jason	14	2	16	0	0	1
Evans, Troy	10	4	14	0	0	1
Simmons, Jason	2	2	14	0	1	0
Carter, Chris	9	3	12	0	0	0
Foreman, Jay	9	1	10	0	0	0
Murphy, Frank	8	1	9	0	0	0
Walker, Ramon	7	2	9	0	1	0
McClain, Jimmy	4	4	8	1	0	0
Wright, Kenny	5	3	8	0	0	0
Williams, Kevin	7	0	7	0	0	0
Flowers, Erik	5	1	6	0	0	0
Norris, Moran	2	4	6	0	0	0
Posey, Jeff	6	0	6	0	0	0
Brown, Eric	2	3	5	0	0	0
Dennis, Pat	3	2	5	0	0	0
Lamar, Jason	4	1	5	0	0	0
McDermott, Sean	3	2	5	0	0	0
Coleman, Marcus	2	0	2	0	0	0
Dawson, JaJuan	2	0	2	0	0	0
Allen, James	1	0	1	0	0	0
Black, Avion	1	0	1	0	0	0
Bradford, Corey	1	0	1	0	0	0
Miller, Billy	1	0	1	0	0	1
Stanley, Chad	1	0	1	0	0	0
Stevens, Matt	1	0	1	0	0	0
<b>Total</b>	<b>110</b>	<b>35</b>	<b>155</b>	<b>1</b>	<b>2</b>	<b>3</b>



# 2003 FINAL STATISTICS (5-11)

Date	W/L	Score	Opponent	Attendance	RUSHING	No.	Yds	Avg	Long	TD
9/07	W	21-20	at Miami	73,010*	Davis	238	1,031	4.3	51	8
9/14	L	10-31	at New Orleans	68,390*	Mack	93	253	2.7	13	4
9/21	L	14-42	Kansas City	70,487*	Carr	27	151	5.6	36	2
9/28	W	24-20	Jacksonville	70,041*	Hollings	38	102	2.7	17	0
10/12	L	17-38	at Tennessee	68,809*	Ragone	6	51	8.5	14	0
10/19	L	14-19	N.Y. Jets	70,623*	Banks	6	27	4.5	13	0
10/26	L	21-30	at Indianapolis	56,132*	Wells	5	14	2.8	10	0
11/02	W	14-10	Carolina	70,052*	Gaffney	1	13	13.0	13	0
11/09	L	27-34	at Cincinnati	50,437	Stanley	1	12	12.0	12	0
11/16	W	12-10	at Buffalo	72,677*	Simmons	1	7	7.0	7	0
11/23	L	20-23 OT	New England	70,719*	Johnson	5	-10	-2.0	11	0
11/30	W	17-13	Atlanta	70,388*	<b>TEXANS</b>	<b>421</b>	<b>1,651</b>	<b>3.9</b>	<b>51</b>	<b>14</b>
12/07	L	0-27	at Jacksonville	43,363	<b>OPPONENTS</b>	<b>533</b>	<b>2,370</b>	<b>4.4</b>	<b>64</b>	<b>15</b>
12/14	L	3-16	at Tampa Bay	65,124*	<b>RECEIVING</b>	<b>No.</b>	<b>Yds</b>	<b>Avg</b>	<b>Long</b>	<b>TD</b>
12/21	L	24-27	Tennessee	70,758*	Johnson	66	976	14.8	461	4
12/28	L	17-20	Indianapolis	70,680*	Davis	47	351	7.5	17	0

\*Sellouts

## TEAM STATISTICS

	Texans	Opponents								
<b>TOTAL FIRST DOWNS</b>	237	336								
Rushing	86	130								
Passing	127	179								
Penalty	24	27								
3rd Down: Made / Att.	63/204	89/222								
3rd Down Pct.	30.9	40.1								
4th Down: Made / Att.	9/14	10/14								
4th Down Pct.	64.3	71.4								
<b>TIME OF POSSESSION</b>	27:39	32:21								
<b>TOTAL NET YARDS</b>	4,306	6,082								
Avg. Per Game	269.1	380.1								
Total Plays	896	1,054								
Avg. Per Play	4.8	5.8								
<b>NET YARDS RUSHING</b>	1,651	2,370								
Avg. Per Game	103.2	148.1								
Total Rushes	421	533								
Avg. Per Play	3.9	4.4								
<b>NET YARDS PASSING</b>	2,655	3,712								
Avg. Per Game	165.9	232.0								
Sacked / Yards Lost	36/186	19/123								
Gross Yards	2,841	3,835								
Att. / Completions	439/248	502/297								
Completion Pct.	56.5	59.2								
Had Intercepted	18	14								
<b>PUNTS / AVERAGE</b>	97/41.5	75/41.7								
<b>NET PUNTING AVG.</b>	36.7	35.8								
<b>PENALTIES / YARDS</b>	121/961	96/767								
<b>FUMBLES / BALL LOST</b>	18/9	18/8								
<b>TOUCHDOWNS</b>	29	42								
Rushing	14	15								
Passing	14	22								
Returns	1	5								

## SCORE BY PERIODS

	1	2	3	4	OT	Total
<b>TEXANS</b>	23	87	84	61	0	255
<b>OPPONENTS</b>	64	115	73	125	3	380

## SCORING

	TD	Ru	Pa	Rt	PAT	FG	SAF	TP
Brown	0	0	0	0	27/27	18/22	0	81
Davis	8	8	0	0	0/0	0/0	0	48
Bradford	4	0	4	0	0/0	0/0	0	24
Johnson	4	0	4	0	0/0	0/0	0	24
Mack	4	4	0	0	0/0	0/0	0	24
Miller	3	0	3	0	0/0	0/0	0	18
Carr	2	2	0	0	0/0	0/0	0	12
Gaffney	2	0	2	0	0/0	0/0	0	12
Armstrong	1	0	1	0	0/0	0/0	0	6
McCree	1	0	0*	1	0/0	0/0	0	6
<b>TEXANS</b>	<b>29</b>	<b>14</b>	<b>14</b>	<b>1</b>	<b>27/27</b>	<b>18/22</b>	<b>0</b>	<b>255</b>
<b>OPPONENTS</b>	<b>42</b>	<b>15</b>	<b>22</b>	<b>5#</b>	<b>40/40</b>	<b>28/35</b>	<b>2</b>	<b>380</b>

\* McCree 95-yd int return, vs. TENN (12/21); # D.Rogers 40-yd int return, at NO (9/14); D.Hall 73-yd punt return, vs. KC (9/21); S.Harts 39-yd int return, vs. KC (9/21); A.Dyson 51-yd int return, at TEN (10/12); S.Rolle 61-yard fumble return, vs. TENN (12/21)

## PASSING

	Att	Comp	Yds	Cmp%	Yds/Att	TD	TD%	Int	Int%	Long	Sack/Lost	Rating
Carr	295	167	2,013	56.6	6.82	9	3.1	13	4.4	78t	15/90	69.5
Banks	102	61	693	59.8	6.79	5	4.9	3	2.9	46t	13/57	84.3
Ragone	40	20	135	50.0	3.38	0	0.0	1	2.5	24	8/39	47.4
Gaffney	1	0	0	0.0	0.00	0	0.0	0	0.0	0	0/0	39.6
<b>TEXANS</b>	<b>439</b>	<b>248</b>	<b>2,841</b>	<b>56.5</b>	<b>6.47</b>	<b>14</b>	<b>3.2</b>	<b>18</b>	<b>4.1</b>	<b>78t</b>	<b>36/186</b>	<b>69.7</b>
<b>OPPONENTS</b>	<b>502</b>	<b>297</b>	<b>3,835</b>	<b>59.2</b>	<b>7.64</b>	<b>22</b>	<b>4.4</b>	<b>14</b>	<b>2.8</b>	<b>84t</b>	<b>19/123</b>	<b>86.2</b>

## INTERCEPTIONS

	No.	Yds	Avg	Long	TD
Coleman	7	95	13.6	41	0
Wright	3	-2	-0.7	0	0
McCree	1	95	95.0	95t	1
Stevens	1	12	12.0	12	0
E. Brown	1	5	5.0	5	0
Glenn	1	0	0.0	0	0
<b>TEXANS</b>	<b>14</b>	<b>205</b>	<b>14.6</b>	<b>95t</b>	<b>1</b>
<b>OPPONENTS</b>	<b>18</b>	<b>207</b>	<b>11.5</b>	<b>51t</b>	<b>3</b>

## PUNTING

	No.	Yds	Avg	Net	TB	In	Lg	B
Stanley	97	4,028	41.5	36.7	3	36	58	0
<b>TEXANS</b>	<b>97</b>	<b>4,028</b>	<b>41.5</b>	<b>36.7</b>	<b>3</b>	<b>36</b>	<b>58</b>	<b>0</b>
<b>OPPONENTS</b>	<b>75</b>	<b>3,130</b>	<b>41.7</b>	<b>35.8</b>	<b>9</b>	<b>20</b>	<b>59</b>	<b>1</b>

## PUNT RETURNS

	Ret	FC	Yds	Avg	Long	TD
Moses	36	7	244	6.8	40	0
Gaffney	4	1	22	5.5	15	0
<b>TEXANS</b>	<b>40</b>	<b>8</b>	<b>266</b>	<b>6.7</b>	<b>40</b>	<b>0</b>
<b>OPPONENTS</b>	<b>43</b>	<b>37</b>	<b>407</b>	<b>9.5</b>	<b>73t</b>	<b>1</b>

## KICKOFF RETURNS

	No	Yds	Avg	Long	TD
Moses	58	1,355	23.4	70	0
Hollings	8	142	17.8	30	0
Norris	5	71	14.2	19	0
Davis	3	61	20.3	28	0
Vaughn	3	47	15.7	22	0
Wells	2	24	12.0	14	0
T.Martin	1	0	0.0	0	0
<b>TEXANS</b>	<b>80</b>	<b>1,700</b>	<b>21.3</b>	<b>70</b>	<b>0</b>
<b>OPPONENTS</b>	<b>53</b>	<b>1,149</b>	<b>21.7</b>	<b>49</b>	<b>0</b>

## FIELD GOALS

	1-19	20-29	30-39	40-49	50+
K. Brown	1/1	3/3	8/8	5/6	1/4
<b>TEXANS</b>	<b>1/1</b>	<b>3/3</b>	<b>8/8</b>	<b>5/6</b>	<b>1/4</b>
<b>OPPONENTS</b>	<b>0/0</b>	<b>13/14</b>	<b>10/12</b>	<b>5/9</b>	<b>0/0</b>

K. Brown: (36G, 43N, 50G, 54N, 23G, 24G, 35G)(30G)( ) (48G, 50N) (29G) (45G, 33G) (41G, 34G) (19G, 31G) (40G, 52N) ( ) (38G) (49G) (36G) **OPPONENTS:** ( ) (39G) ( ) (29G, 20G) (33G) (39G, 30G) (31G, 29G, 22G) (23G) (40G, 40G) (29N, 44N, 23G, 20G) (21G, 38N, 32G, 37B, 28G) (49N, 35G, 42G) (35G, 41N, 28G) (36G, 23G, 26G, 41B) (41G, 26G) (39G, 43G)



# 2003 FINAL STATISTICS (5-11)

## DEFENSIVE STATISTICS

Based on Coaches Film Review

TACKLES	Solo	Asst	Total	Sck-Yrds	QB Press	INT-Yards	Pass Def.	Forced Fumbles	Fumble Recovery
Sharper, Jamie	117	78	195	4.0-19	3	0-0	2	3	0
Foreman, Jay	107	73	180	2.0-3	3	0-0	2	1	2
Brown, Eric	74	46	120	0.5-6	0	1-5	2	3	0
DeLoach, Jerry	43	66	109	0.0-0	9	0-0	2	0	0
Martin, Steve	46	46	92	1.0-6	13	0-0	3	0	0
Wong, Kallee	51	35	86	3.0-14	26	0-0	4	1	0
Coleman, Marcus	55	22	77	0.0-0	1	7-95	23	1	0
Sears, Corey	30	45	75	1.0-10	7	0-0	0	0	1
McCree, Marlon	31	28	59	0.0-0	0	1-95	3	0	0
Wright, Kenny	38	15	53	1.0-9	1	3--2	14	0	0
Ioane, Junior	21	31	52	0.5-2	9	0-0	0	0	0
Stevens, Matt	25	14	39	0.0-0	0	1-12	3	0	1
Foley, Steve	21	9	30	1.0-9	4	0-0	1	0	0
Glenn, Aaron	23	6	29	0.0-0	0	1-0	16	0	0
Clemons, Charlie	17	11	28	1.0-8	11	0-0	3	0	2
Peek, Antwan	20	8	28	1.0-12	5	0-0	3	0	0
Simmons, Jason	16	7	23	0.0-0	1	0-0	4	0	0
Walker, Gary	13	9	22	0.0-0	10	0-0	1	0	0
Martin, Terrance	6	11	17	0.0-0	2	0-0	0	0	0
Payne, Seth	6	5	11	1.0-7	1	0-0	0	0	0
Faggins, Demarcus	6	5	11	0.0-0	0	0-0	12	0	0
Orr, Shantee	6	3	9	2.0-18	3	0-0	0	0	1
Vaughn, Darrick	7	0	7	0.0-0	0	0-0	2	0	0
Stechta, Jeremy	2	4	6	0.0-0	0	0-0	0	0	0
Bell, Jason	1	0	1	0.0-0	0	0-0	1	0	0
Evans, Troy	1	0	1	0.0-0	0	0-0	0	0	0
Walker, Ramon	1	0	1	0.0-0	0	0-0	0	0	0
<b>Total</b>	<b>784</b>	<b>577</b>	<b>1,361</b>	<b>19.0-117</b>	<b>109</b>	<b>14-205</b>	<b>101</b>	<b>9</b>	<b>7</b>

## SPECIAL TEAMS STATISTICS

SPECIAL TEAMS	Solo	Asst	Total	PAT	Blocks Punt	FG	Forced Fumbles	Fumble Recovery
Walker, Ramon	13	4	17	0	1	1	0	0
Bell, Jason	10	5	15	0	0	0	0	0
Evans, Troy	11	4	15	0	0	0	1	0
Simmons, Jason	10	4	14	0	0	0	0	0
Vaughn, Darrick	11	2	13	0	0	0	0	0
Wells, Jonathan	7	6	13	0	0	0	0	0
Norris, Moran	4	4	8	0	0	0	0	0
Wright, Kenny	5	2	7	0	0	0	0	0
McClain, Jimmy	3	3	6	0	0	0	0	0
Brown, Eric	5	1	6	0	0	1	0	0
Foley, Steve	5	0	5	0	0	0	0	0
Brown, Kris	4	0	4	0	0	0	0	0
Faggins, Demarcus	4	0	4	0	0	0	0	0
McCree, Marlon	2	1	3	0	0	0	1	0
Stevens, Matt	3	0	3	0	0	0	0	0
Carroll, Travis	0	3	3	0	0	0	0	0
Pittman, Bryan	2	1	3	0	0	0	0	0
Peek, Antwan	1	1	2	0	0	0	0	0
Orr, Shantee	1	1	2	0	0	0	0	1
Davis, Domanick	1	0	1	0	0	0	0	0
Bradford, Corey	1	0	1	0	0	0	0	0
Clemons, Charlie	1	0	1	0	0	0	0	0
Coleman, Marcus	1	0	1	0	0	0	0	0
Wright, Kenny	1	0	1	0	0	0	0	0
Johnson, Andre	1	0	1	0	0	0	0	0
Murphy, Matt	0	1	1	0	0	0	0	0
Burns, Curry	0	1	1	0	0	0	0	0
<b>Total</b>	<b>107</b>	<b>44</b>	<b>151</b>	<b>0</b>	<b>1</b>	<b>2</b>	<b>2</b>	<b>1</b>



# 2004 FINAL STATISTICS (7-9)

Date	W/L	Score	Opponent	Attendance	RUSHING	No.	Yds	Avg	Long	TD
9/12	L	20-27	San Diego	70,255*	Davis	302	1,188	3.9	44	13
9/19	L	16-28	at Detroit	61,465	Carr	73	299	4.1	24	0
9/26	W	24-21	at Kansas City	77,433*	Wells	82	299	3.6	14	3
10/3	W	30-17	Oakland	70,741*	Hollings	11	47	4.3	13	0
10/10	L	28-34 OT	Minnesota	70,718*	Gaffney	4	30	7.5	10	0
10/17	W	20-10	at Tennessee	68,932*	Johnson	4	12	3.0	14	0
10/31	W	20-6	Jacksonville	70,502*	Stanley	1	5	5.0	5	0
11/7	L	13-31	at Denver	74,292*	Baxter	2	1	0.5	1	0
11/14	L	14-49	at Indianapolis	56,511*	Simmons	1	1	1.0	1	0
11/21	L	13-16	Green Bay	70,769*	Norris	1	0	0.0	0	0
11/28	W	31-21	Tennessee	70,721*	TEXANS	481	1,882	3.9	44	16
12/5	L	7-29	at N.Y. Jets	77,875	OPPONENTS	417	1,843	4.4	55t	4
12/12	L	14-23	Indianapolis	70,762*	RECEIVING	No.	Yds	Avg	Long	TD
12/19	W	24-5	at Chicago	62,122*	Johnson	79	1,142	14.5	54t	6
12/26	W	21-0	at Jacksonville	66,227	Davis	68	588	8.6	38	1
1/2/05	L	22-14	Cleveland	70,724*	Gaffney	41	632	15.4	69	2
*Sellouts										

## TEAM STATISTICS

	Texans	Opponents		No.	Yds	Avg	Long	TD			
TOTAL FIRST DOWNS	300	304	Miller	17	178	10.5	27	1			
Rushing	103	89	Wells	11	79	7.2	28	2			
Passing	174	194	Hollings	5	46	9.2	27	0			
Penalty	23	21	Bruener	4	52	13.0	27	0			
3rd Down: Made/Att	81/211	89/205	Norris	4	13	3.3	7	0			
3rd Down Pct.	38.4	43.4	Baxter	1	3	3.0	3	0			
4th Down: Made/Att	13/21	1/6	TEXANS	286	3,547	12.4	69t	16			
4th Down Pct.	61.9	16.7	OPPONENTS	344	3,776	11.0	80t	32			
POSSESSION AVG.	29:59	30:01	INTERCEPTIONS	No.	Yds	Avg	Long	TD			
TOTAL NET YARDS	5128	5,458	Robinson	6	146	24.3	61	0			
Avg. Per Game	320.5	341.1	Glenn	5	40	8.0	23	0			
Total Plays	1,001	971	Faggins	3	47	15.7	43t	1			
Avg. Per Play	5.1	5.6	Wong	3	0	0.0	0	0			
NET YARDS RUSHING	1,882	1,843	Coleman	2	116	58.0	102t	1			
Avg. Per Game	117.6	115.2	McCree	1	24	24.0	24	0			
Total Rushes	481	417	Peek	1	20	20.0	20	0			
NET YARDS PASSING	3,246	3,615	Simmons	1	0	0.0	0	0			
Avg. Per Game	202.9	225.9	TEXANS	22	393	17.9	102t	2			
Sacked/Yards Lost	49/301	24/161	OPPONENTS	14	157	11.2	77t	1			
Gross Yards	3,547	3,776	PUNTING	No.	Yds	Avg	Net	TB	In	Lg	B
Att./Completions	471/286	530/344	Stanley	73	3,009	41.2	35.7	7	19	57	0
Completion Pct.	60.7	64.9	TEXANS	73	3,009	41.2	35.7	7	19	57	0
Had Intercepted	14	22	OPPONENTS	69	2,880	41.7	36.4	2	24	64	1
PUNTS/AVERAGE	73/41.2	69/41.7	PUNT RETURNS	Ret	FC	Yds	Avg	Long	TD		
NET PUNTING AVG.	73/35.7	69/36.4	Moses	36	13	309	8.6	27	0		
PENALTIES/YARDS	106/928	123/979	Glenn	4	0	22	5.5	18	0		
FUMBLES/BALL LOST	22/11	22/8	Robinson	0	0	-2	---	-2	0		
TOUCHDOWNS	37	39	TEXANS	40	13	329	8.2	27	0		
Rushing	16	4	OPPONENTS	30	24	265	8.8	46	0		
Passing	16	32	KICKOFF RETURNS	No.	Yds	Avg	Long	TD			
Returns	5	3	Moses	59	1,303	22.1	49	0			
SCORE BY PERIODS											
TEXANS		1	2	3	4	OT	Total				
OPPONENTS		33	101	60	115	0	309				
		65	105	85	82	6	339				

## SCORING

	TD	Ru	Pa	Rt	PAT	FG	SAF	TP
Brown	0	0	0	0	34/34	17/24	0	85
Davis	14	13	1	0	0/0	0/0	0	84
Johnson	6	0	6	0	0/0	0/0	0	36
Wells	5	3	2	0	0/0	0/0	0	32
Bradford	3	0	3	0	0/0	0/0	0	18
Gaffney	2	0	2	0	0/0	0/0	0	12
Anderson-d	1	0	0	1	0/0	0/0	0	6
Armstrong	1	0	1	0	0/0	0/0	0	6
Coleman-a	1	0	0	1	0/0	0/0	0	6
Faggins-c	1	0	0	1	0/0	0/0	0	6
Miller	1	0	1	0	0/0	0/0	0	6
Peek-e	1	0	0	1	0/0	0/0	0	6
Sharper-b	1	0	0	1	0/0	0/0	0	6
TEXANS	37	16	16	5	32/32	17/24	0	309
OPPONENTS	39	4	32	3*	37/37	22/29	1	339

a-M. Coleman 102-yd interception return, at KC (9/26); b-J. Sharper 16-yd fumble return, vs. OAK (10/3); c-D. Faggins 43-yd interception return, vs. JAX (10/31); d-C. Anderson 60-yd fumble return, at CHI (12/19); e-A. Peek 66-yd fumble return, at JAX (12/26/04); \*-E. Drummond 99-yd kickoff return, at DET (9/19); \*-B. Sanders 37-yd fumble return, at IND (11/14); \*-V. Hutchins 77-yd interception return, at IND (11/14)

## PASSING

	Att	Comp	Yds	Cmp%	Yds/Att	TD	TD%	Int	Int%	Long	Sack/Lost	Rating
Carr	442	271	3,425	61.3	7.75	15	3.4	14	3.2	69	43/273	83.6
Gaffney	2	0	0.0	0.0	0.00	0	0.0	0	0.0	0	0/0	39.6
Banks	1	0	0.0	0.0	0.00	0	0.0	0	0.0	0	0/0	39.6
TEXANS	445	271	3,425	60.9	7.70	15	3.4	14	3.1	69	43/273	83.0
Opponents	501	324	3,548	64.7	7.08	31	6.2	20	4.0	80t	23/160	89.5

K. Brown: (37G,20G) (34G) (28G,49G,49G) (46G,57N, 21G,44G) ( ) (21G,50G) (38G,21G) (37N) (55N) (40N, 46G,40G) (29G,41B) ( ) ( ) (42N,20G) (34B) ( )  
Opponents: (48G,29G) (47N) ( ) (35N,50G) ( ) (40G) (44G,49N,36G) (52G) (39N) (49N,23G,39G,46G) ( ) (41G,26G,25G) (30G,43G,44G) (39N,43G) (31N) (45G, 22G, 29G, 45G, 22G)



# 2004 FINAL STATISTICS (7-9)

## DEFENSIVE STATISTICS

Based on Coaches Film Review

TACKLES	Solo	Asst	Total	Sck-Yrds	QB Press	INT-Yards	Pass Def.	Forced Fumbles	Fumble Recovery
Sharper, Jamie	113	64	177	2.0-19	19	0-0	5	3	1
Foreman, Jay	67	35	102	0.0-0	2	0-0	0	0	1
Smith, Robaire	38	62	100	3.0-21	22	0-0	6	0	0
Wong, Kallee	65	30	95	5.5-29	39	3-0	2	1	1
Robinson, Dunta	65	20	85	3.0-26	4	6-146	19	3	0
Coleman, Marcus	49	31	80	0-0	0	2-116	8	0	0
Payne, Seth	34	44	78	2.0-16	12	0-0	0	0	0
Walker, Gary	25	52	77	0.5-4	36	0-0	1	1	0
Babin, Jason	51	25	76	4.0-19	45	0-0	1	0	2
Earl, Glenn	32	34	66	0.0-0	0	0-0	1	0	0
Glenn, Aaron	49	10	59	0.0-0	0	5-40	11	0	0
DeLoach, Jerry	19	30	49	0.0-0	2	0-0	1	0	0
Simmons, Jason	35	11	46	0.0-0	2	1-0	0	1	0
Polk, DaShon	26	19	45	1.0-1	0	0-0	0	0	1
Faggins, Demarcus	31	6	37	0.0-0	0	3-47	9	0	0
McCree, Marlon	25	4	29	0.0-0	0	1-24	2	0	0
Sears, Corey	5	11	16	0.0-0	5	0-0	2	0	0
Peek, Antwan	10	2	12	2.0-16	7	1-20	0	1	1
Wright, Kenny	7	1	8	1.0-10	0	0-0	0	0	0
Brown, Eric	3	2	5	0.0-0	0	0-0	0	0	0
Ioane, Junior	0	3	3	0.0-0	1	0-0	0	0	0
Anderson, Charlie	1	0	1	0.0-0	1	0-0	0	0	1
<b>Total</b>	<b>750</b>	<b>496</b>	<b>1,246</b>	<b>24.0-161</b>	<b>197</b>	<b>22-393</b>	<b>68</b>	<b>10</b>	<b>8</b>

## SPECIAL TEAMS STATISTICS

SPECIAL TEAMS	Solo	Asst	Total	PAT	Blocks Punt	FG	Forced Fumbles	Fumble Recovery
Peek, Antwan	10	8	18	0	1	0	0	0
Evans, Troy	8	8	16	0	0	0	0	0
Anderson, Charlie	9	4	13	0	0	0	0	0
Wells, Jonathan	7	5	12	0	0	0	0	0
Brown, Eric	8	1	9	0	0	0	0	0
McCree, Marlon	7	2	9	0	0	0	0	0
Polk, DaShon	8	1	9	0	0	0	0	0
Faggins, Demarcus	6	1	7	0	0	0	0	0
Norris, Moran	4	3	7	0	0	0	0	0
Bell, Jason	5	1	6	0	0	0	0	0
Wright, Kenny	4	1	5	0	0	0	0	0
Starling, Kendrick	4	0	4	0	0	0	0	0
Baxter, Jarrod	3	0	3	0	0	0	0	0
Simmons, Jason	3	0	3	0	0	0	0	0
Bradford, Corey	2	0	2	0	0	0	0	0
Brown, Kris	2	0	2	0	0	0	0	0
Hollings, Tony	1	1	2	0	0	0	0	0
Monk, Cunicy	2	0	2	0	0	0	0	0
Pittman, Bryan	1	1	2	0	0	0	0	0
Babin, Jason	0	1	1	0	0	0	0	0
Earl, Glenn	1	0	1	0	0	0	0	0
Johnson, Andre	1	0	1	0	0	0	0	0
Orr, Shantee	1	0	1	0	0	0	0	0
Pitts, Chester	1	0	1	0	0	0	0	0
<b>Total</b>	<b>98</b>	<b>38</b>	<b>136</b>	<b>0</b>	<b>1</b>	<b>0</b>	<b>0</b>	<b>0</b>



# 2005 FINAL STATISTICS (2-14)

Date	W/L	Score	Opponent	Attendance	RUSHING	No.	Yds	Avg	Long	TD
9/11	L	7-22	at Buffalo	71,781*	Davis	230	976	4.2	44	2
9/18	L	7-27	Pittsburgh	70,742*	Wells	90	325	3.6	141	4
10/2	L	10-16	at Cincinnati	65,714*	Carr	56	308	5.5	20	1
10/9	L	20-34	Tennessee	70,430*	Morency	46	184	4.0	251	2
10/16	L	10-42	at Seattle	66,196*	Gaffney	4	13	3.3	10	0
10/23	L	20-38	Indianapolis	70,621*	Johnson	6	10	1.7	5	0
10/30	W	19-16	Cleveland	70,064*	Brown	1	4	4.0	4	0
11/6	L	14-21	at Jacksonville	64,613	Stanley	1	0	0.0	0	0
11/13	L	17-31	at Indianapolis	57,209*	Banks	2	-2	-1.0	-1	0
11/20	L	17-45	Kansas City	70,481*	Bradford	1	-2	-2.0	-2	0
11/27	L	27-33 OT	St. Louis	70,010*	<b>TEXANS</b>	<b>437</b>	<b>1,816</b>	<b>4.2</b>	<b>44</b>	<b>9</b>
12/4	L	15-16	at Baltimore	69,909*	<b>OPPONENTS</b>	<b>506</b>	<b>2,303</b>	<b>4.6</b>	<b>49</b>	<b>21</b>
12/11	L	10-13	at Tennessee	69,149*						
12/18	W	30-19	Arizona	70,024*	<b>RECEIVING</b>	<b>No.</b>	<b>Yds</b>	<b>Avg</b>	<b>Long</b>	<b>TD</b>
12/24	L	20-38	Jacksonville	70,025*	Johnson	63	688	10.9	531	2
1/1	L	17-20 OT	at San Francisco	67,970*	Gaffney	55	492	8.9	29	2
					Davis	39	337	8.6	33	4
					Bradford	34	436	12.8	501	5
					Rivers	24	168	7.0	20	0
					Wells	22	179	8.1	20	0
					Morency	10	87	8.7	16	0
					Armstrong	9	115	12.8	28	0
					Mathis	5	65	13.0	341	1
					Morgan	4	42	10.5	14	0
					Murphy	2	26	13.0	14	0
					Bruener	2	22	11.0	19	0
					Norris	1	4	4.0	41	1
					<b>TEXANS</b>	<b>270</b>	<b>2,661</b>	<b>9.9</b>	<b>531</b>	<b>15</b>
					<b>OPPONENTS</b>	<b>304</b>	<b>3,727</b>	<b>12.3</b>	<b>561</b>	<b>24</b>

\*Sellouts

## TEAM STATISTICS

	Texans	Opponents		No.	Yds	Avg	Long	TD
<b>TOTAL FIRST DOWNS</b>	243	348						
Rushing	89	123						
Passing	142	188						
Penalty	12	37						
3rd Down: Made/Att	75/219	75/196						
3rd Down Pct.	34.2%	38.3%						
4th Down: Made/Att	8/17	13/20						
4th Down Pct.	47.1%	65.0%						
<b>TIME OF POSSESSION</b>	28:10	31:50						
<b>TOTAL NET YARDS</b>	4,053	5,824						
Avg. Per Game	253.3	364.0						
Total Plays	954	1,012						
Avg. Per Play	4.2	5.8						
<b>NET YARDS RUSHING</b>	1,816	2,303						
Avg. Per Game	113.5	143.9						
Total Rushes	437	506						
<b>NET YARDS PASSING</b>	2,237	3,521						
Avg. Per Game	139.8	220.1						
Sacked/Yards Lost	68/424	37/206						
Gross Yards	2,661	3,727						
Attempts/Completions	449/270	469/304						
Completion Pct.	60.1%	64.8%						
Had Intercepted	13	7						
<b>PUNTS / AVERAGE</b>	77/38.8	63/40.1						
<b>NET PUNTING AVG.</b>	35.7	34.4						
<b>PENALTIES / YARDS</b>	106/854	105/846						
<b>FUMBLES / BALL LOST</b>	30/11	24/9						
<b>TOUCHDOWNS</b>	26	50						
Rushing	9	21						
Passing	15	24						
Returns	2	5						

## SCORE BY PERIODS

	1	2	3	4	OT	Total
TEXANS	40	111	64	45	0	260
OPPONENTS	84	115	83	140	9	431

## SCORING

	TD	Ru	Pa	Rt	PAT	FG	SAF	TP
Brown	0	0	0	0	24/24	26/34	0	102
Davis	6	2	4	0	0/0	0/0	0	36
Bradford	5	0	5	0	0/0	0/0	1	32
Wells	4	4	0	0	0/0	0/0	0	24
Mathis	3	0	1	2a	0/0	0/0	0	18
Morency	2	2	0	0	0/0	0/0	0	12
Johnson	2	0	2	0	0/0	0/0	0	12
Gaffney	2	0	2	0	0/0	0/0	0	12
Norris	1	0	1	0	0/0	0/0	0	6
Carr	1	1	0	0	0/0	0/0	0	6
<b>TEXANS</b>	<b>26</b>	<b>9</b>	<b>15</b>	<b>2</b>	<b>24/24</b>	<b>26/34</b>	<b>1</b>	<b>260</b>
<b>OPPONENTS</b>	<b>50</b>	<b>21</b>	<b>24</b>	<b>5#</b>	<b>47/47</b>	<b>28/32</b>	<b>0</b>	<b>431</b>

a-89-yd. KO return, vs. Ind. (10/24/05); 99-yd. KO return, vs. K.C. (11/20/05); #M. Reagor 39-yd. FUM return, vs. Ind.(10/24/05); E. Warfield 57-yd. INT return, vs. K.C. (11/20/05); A. Thomas 20-yd. INT return, at Bal. (12/4/05); A. Jones 52-yd. PUNT return, at Tenn. (12/11/05); M. Adams 40-yd. INT return, at SF (11/06)

K. Brown: (37G,20G) (34G) (28G,49G,49G) (46G,57N, 21G,44G) ( ) (21G,50G) (38G,21G) (37N) (55N) (40N, 46G,40G) (29G,41B) ( ) (42N,20G) (34B) 0

Opponents: (48G,29G) (47N) ( ) (35N,50G) ( ) (40G) (44G,49N,36G) (52G) (39N) (49N,23G,39G,46G) ( ) (41G,26G,25G) (30G,43G,44G) (39N,43G) (31N) (45G, 22G, 29G, 45G, 22G)

## PASSING

	Att	Comp	Yds	Cmp%	Yds/Att	TD	TD%	Int	Int%	Long	Sack/Lost	Rating
Carr	423	256	2,488	60.5	5.88	14	3.3	11	2.6	531	68/424	77.2
Banks	25	14	173	56.0	6.92	1	4.0	2	8.0	31	0/0	57.6
D. Davis	1	0	0	0.0	0.00	0	0.0	0	0.0	0	0/0	39.6
<b>TEXANS</b>	<b>449</b>	<b>270</b>	<b>2,661</b>	<b>60.1</b>	<b>5.93</b>	<b>15</b>	<b>3.3</b>	<b>13</b>	<b>2.9</b>	<b>531</b>	<b>68/424</b>	<b>76.0</b>
<b>OPPONENTS</b>	<b>469</b>	<b>304</b>	<b>3,727</b>	<b>64.8</b>	<b>7.95</b>	<b>24</b>	<b>5.1</b>	<b>7</b>	<b>1.5</b>	<b>561</b>	<b>37/206</b>	<b>100.0</b>



# 2005 FINAL STATISTICS (2-14)

## DEFENSIVE STATISTICS

Based on Coaches Film Review

TACKLES	Solo	Asst	Total	Sck-Yrds	QB Press	INT-Yards	Pass Def.	Forced Fumbles	Fumble Recovery
Greenwood, Morlon	87	57	144	2.0-8	6	0-0	4	1	2
Polk, DaShon	75	60	135	3.5-13	6	0-0	1	3	0
Brown, C.C.	61	41	102	0.0-0	1	1-5	4	1	0
Smith, Robaire	60	42	102	1.5-8	10	0-0	3	1	1
Payne, Seth	48	50	98	4.0-18	6	0-0	1	1	0
Robinson, Dunta	69	24	93	1.0-0	1	1-1	21	3	0
Coleman, Marcus	41	25	66	0.0-0	0	1-6	3	0	0
Peek, Antwan	37	20	57	6.0-32	23	0-0	2	2	2
Faggins, Demarcus	37	16	53	0.0-0	0	0-0	14	0	0
Earl, Glenn	26	25	51	0.0-0	3	2-2	7	0	0
Orr, Shantee	34	13	47	7.0-40	14	0-0	1	3	0
Babin, Jason	31	14	45	4.0-27	17	0-0	1	2	0
Walker, Gary	28	17	45	1.0-13	8	0-0	3	2	0
Wong, Kailee	24	21	45	1.0-3	2	0-0	1	0	0
Johnson, Travis	20	24	44	1.0-4	2	0-0	0	0	0
Deloach, Jerry	12	18	30	1.0-7	0	0-0	0	0	0
Buchanan, Phillip	22	7	29	0.0-0	0	0-0	4	0	0
Simmons, Jason	18	11	29	1.0-6	0	0-0	1	1	1
Ioane, Junior	13	14	27	0.0-0	0	0-0	0	1	0
Evans, Troy	16	10	26	0.0-0	1	1-3	1	0	0
Sanders, Lewis	18	4	22	0.0-0	1	1-29	4	1	0
Malone, Alfred	4	7	11	1.0-2	0	0-0	1	0	0
Anderson, Charlie	6	3	9	1.0-14	1	0-0	1	1	0
Bell, Jason	4	0	4	0.0-0	0	0-0	3	1	0
McKenzie, Chris	3	1	4	1.0-10	0	0-0	1	0	0
<b>Total</b>	<b>794</b>	<b>524</b>	<b>1,318</b>	<b>37.0-205</b>	<b>102</b>	<b>7-46</b>	<b>82</b>	<b>24</b>	<b>6</b>

## SPECIAL TEAMS STATISTICS

SPECIAL TEAMS	Solo	Asst	Total	PAT	Blocks Punt	FG	Forced Fumbles	Fumble Recovery
Walker, Ramon	12	6	18	0	1	0	0	1
Anderson, Charlie	11	3	14	0	0	0	0	1
Norris, Moran	7	5	12	0	0	0	1	0
Evans, Troy	8	3	11	0	0	0	0	0
Wells, Jonathan	4	6	10	0	0	0	1	0
Sanders, Lewis	8	2	10	0	0	0	0	0
Orr, Shantee	5	4	9	0	0	0	0	0
Simmons, Jason	6	2	8	0	0	0	0	0
Rivers, Marcellus	7	0	7	0	0	0	0	0
Polk, DaShon	4	1	5	0	0	0	0	0
Chamberlin, Frank	2	3	5	0	0	0	0	0
Bell, Jason	1	3	4	0	0	0	0	0
Pittman, Bryan	3	0	3	0	0	0	0	0
Faggins, Demarcus	2	1	3	0	0	0	0	0
Brown, C.C.	2	1	3	0	0	0	1	0
Anderson, Jason	1	0	1	0	0	0	0	0
Murphy, Matt	1	0	1	0	0	0	0	0
Earl, Glenn	1	0	1	0	0	0	0	0
Bradford, Corey	1	0	1	0	0	0	0	0
Stanley, Chad	1	0	1	0	0	0	0	0
Morency, Vernard	0	0	0	0	0	0	0	1
<b>Total</b>	<b>87</b>	<b>40</b>	<b>127</b>	<b>0</b>	<b>1</b>	<b>0</b>	<b>3</b>	<b>3</b>





# 2006 FINAL STATISTICS (6-10)

Date	W/L	Score	Opponent	Attendance	RUSHING	No.	Yds	Avg	Long	TD
9/10	L	10-24	Philadelphia	70,180*	Dayne	151	612	4.1	19	5
9/17	L	24-43	at Indianapolis	56,614*	Lundy	124	476	3.8	35	4
9/24	L	15-31	Washington	70,069*	Gado	54	217	4.0	34	1
10/1	W	17-15	Miami	70,071*	Carr	53	195	3.7	16	2
10/15	L	6-34	at Dallas	63,186*	Taylor	28	123	4.4	17	1
10/22	W	27-7	Jacksonville	70,035*	Cook	3	18	6.0	14	0
10/29	L	22-28	at Tennessee	69,143*	Johnson	3	14	4.7	18	0
11/5	L	10-14	at N.Y. Giants	78,485*	Morency	5	13	2.6	12	0
11/12	W	13-10	at Jacksonville	65,918*	Moulds	1	6	6.0	6	0
11/19	L	21-24	Buffalo	70,125*	Rosenfels	4	5	1.3	7	0
11/26	L	11-26	at N.Y. Jets	76,596*	Shepherd	2	5	2.5	6	0
12/3	W	23-14	at Oakland	46,276	Walter	1	3	3.0	3	0
12/10	L	20-26 OT	Tennessee	70,760*	Simmons	1	0	0.0	0	0
12/17	L	7-40	at New England	68,756*	Stanley	1	0	0.0	0	0
12/24	W	27-24	Indianapolis	70,132*	<b>TEXANS</b>	<b>431</b>	<b>1,687</b>	<b>3.9</b>	<b>35</b>	<b>13</b>
12/31	W	14-6	Cleveland	70,097*	<b>OPPONENTS</b>	<b>446</b>	<b>1,956</b>	<b>4.4</b>	<b>39T</b>	<b>16</b>

\*Sellouts

## TEAM STATISTICS

TOTAL FIRST DOWNS	Texans	Opponents	RECEIVING	No.	Yds	Avg	Long	TD
Rushing	282	312	Johnson	103	1,147	11.1	53	5
Passing	106	115	Moulds	57	557	9.8	29	1
Penalty	156	174	Daniels	34	352	10.4	33T	5
3rd Down: Made / Att.	20	23	Lundy	33	204	6.2	15	0
3rd Down Pct.	77/198	88/198	Cook	18	107	5.9	15	0
4th Down: Made / Att.	38.9	44.4	Walter	17	160	9.4	15	0
4th Down Pct.	9/13	5/11	Gado	16	80	5.0	19	0
TIME OF POSSESSION	69.2	45.5	Dayne	14	77	5.5	13	0
TOTAL NET YARDS	29.14	30.46	Pufzier	13	125	9.6	26	0
Avg. Per Game	4,465	5,400	Bruener	9	62	6.9	25	2
Total Plays	279.1	337.5	Leach	6	61	10.2	19	1
Avg. Per Play	955	979	Taylor	3	40	13.3	24	0
NET YARDS RUSHING	4.7	5.5	Shepherd	3	22	7.3	8	0
Avg. Per Game	1,687	1,956	Anderson	1	27	27.0	27	0
Total Rushes	105.4	122.3	Morency	1	6	6.0	6	0
NET YARDS PASSING	431	446	Lewis	1	5	5.0	5	0
Avg. Per Game	2,778	3,444	<b>TEXANS</b>	<b>329</b>	<b>3,032</b>	<b>9.2</b>	<b>53</b>	<b>14</b>
Sacked/Yards Lost	173.6	215.3	<b>OPPONENTS</b>	<b>328</b>	<b>3,635</b>	<b>11.1</b>	<b>83T</b>	<b>22</b>
Gross Yards	43/254	28/191	INTERCEPTIONS	No.	Yds	Avg	Long	TD
Attempts/Completions	3,042	3,635	Robinson	2	9	4.5	9T	1
Completion Pct.	481/329	505/328	Faggins	2	0	0.0	0	0
Had Intercepted	68.4%	65.0%	Weaver	1	21	21.0	21	0
PUNTS/AVERAGE	13	11	McCleon	1	19	19.0	19	0
NET PUNTING AVG.	76/41.6	65/45.4	Ryans	1	16	16.0	16	0
PENALTIES/YARDS	36.7	37.6	Simmons	1	11	11.0	11	0
FUMBLES/BALL LOST	90/761	96/792	Earl	1	2	2.0	2	0
TOUCHDOWNS	28/12	16/11	Brown	1	0	0.0	0	0
Rushing	30	42	Greenwood	1	0	0.0	0	0
Passing	13	16	<b>TEXANS</b>	<b>11</b>	<b>78</b>	<b>7.1</b>	<b>21</b>	<b>1</b>
Returns	14	22	<b>OPPONENTS</b>	<b>13</b>	<b>174</b>	<b>13.4</b>	<b>41</b>	<b>0</b>

## SCORE BY PERIODS

TEXANS	1	2	3	4	OT	Total
TEXANS	55	52	59	101	0	267
OPPONENTS	72	103	86	99	6	366

## SCORING

TD	Ru	Pa	Rt	PAT	FG	SAF	TP	PUNT RETURNS	Ret	FC	Yds	Avg	Long	TD
Brown	0	0	0	26/27	19/25	0	83	Wynn	12	9	139	11.6	58	0
Dayne	5	5	0	0/0	0/0	1	32	Buchanon	8	2	79	9.9	45	0
Johnson	5	0	5	0/0	0/0	0	30	Shepherd	3	2	24	8.0	14	0
Daniels	5	0	5	0/0	0/0	0	30	Lewis	0	2	0	0	0	0
Lundy	4	4	0	0/0	0/0	1	26	<b>TEXANS</b>	<b>23</b>	<b>15</b>	<b>242</b>	<b>10.5</b>	<b>58</b>	<b>0</b>
Carr	2	2	0	0/0	0/0	0	12	<b>OPPONENTS</b>	<b>36</b>	<b>24</b>	<b>275</b>	<b>7.6</b>	<b>53T</b>	<b>1</b>
Bruener	2	0	2	0/0	0/0	0	12	KICKOFF RETURNS	No	Yds	Avg	Long	TD	
Moulds	1	0	1	0/0	0/0	0	6	Wynn	30	670	22.3	38	0	
Faggins	1	0	0	1b	0/0	0/0	6	Shepherd	17	395	23.2	42	0	
Leach	1	0	1	0/0	0/0	0	6	Mathis	7	192	27.4	87	0	
Maddox	1	0	0	1c	0/0	0/0	6	Buchanon	5	106	21.2	28	0	
Robinson	1	0	0	1a	0/0	0/0	6	Lundy	4	67	16.8	23	0	
Gado	1	1	0	0/0	0/0	0	6	Anderson	3	90	30.0	38	0	
Taylor	1	1	0	0/0	0/0	0	6	Lewis	1	27	27.0	27	0	
<b>TEXANS</b>	<b>30</b>	<b>13</b>	<b>14</b>	<b>3</b>	<b>26/27</b>	<b>19/25</b>	<b>2</b>	<b>267</b>	Alexander	1	18	18.0	18	0
<b>OPPONENTS</b>	<b>42</b>	<b>16</b>	<b>22</b>	<b>4*</b>	<b>39/40</b>	<b>25/29</b>	<b>0</b>	<b>366</b>	Johnson	1	17	17.0	17	0

a-D. Robinson 9-yd. INT return, vs. BUF; b-D. Faggins 58-yd. FUM return, at OAK; c-A. Maddox 47-yd. FUM return, vs. CLE; \*T. Brown 40-yd. FUM return, at TEN; \*A. Jones 53-yd. punt return, at TEN; \*K. Morrison 35-yd. FUM return, at OAK; \*E. Hobbs 93-yd. kickoff return, at NE

## FIELD GOALS

K. Brown	1-1	4/4	3/5	11/13	0/2
TEXANS	1/1	4/4	3/5	11/13	0/2
OPPONENTS	0/0	6/7	9/10	8/9	2/3

## FIELD GOALS

K. Brown: (36G, 43N, 50G, 54N, 23G, 24G, 35G)(30G)() (48G, 50N) (29G)()() (45G, 33G) (41G, 34G) (19G, 31G) (40G, 52N) () (38G) (49G) (36G)

OPPONENTS: () (39G)() (29G, 20G) (33G) (39G, 30G) (31G, 29G, 22G) (23G) (40G, 40G) (29N, 44N, 23G, 20G) (21G, 38N, 32G, 37B, 28G)

PASSING	Att	Comp	Yds	Cmp%	Yds/Att	TD	TD %	Int	Int%	Long	Sack/Lost	Rating
Carr	442	302	2,767	68.3%	6.3	11	2.5%	12	2.7%	53	41/240	82.1
Rosenfels	39	27	265	69.2%	6.8	3	7.7%	1	2.6%	28	1/5	103.0
Lundy	0	0	0	0.0%	0.0	0	0.0%	0	0.0%	0	1/9	0.0
<b>TEXANS</b>	<b>481</b>	<b>329</b>	<b>3,032</b>	<b>68.4%</b>	<b>6.3</b>	<b>14</b>	<b>2.9%</b>	<b>13</b>	<b>2.7%</b>	<b>53</b>	<b>43/254</b>	<b>83.8</b>
<b>OPPONENTS</b>	<b>505</b>	<b>328</b>	<b>3,635</b>	<b>65.0%</b>	<b>7.2</b>	<b>22</b>	<b>4.4%</b>	<b>11</b>	<b>2.2%</b>	<b>83t</b>	<b>28/191</b>	<b>91.7</b>



# 2006 FINAL STATISTICS (6-10)

## DEFENSIVE STATISTICS

Based on press box stats

TACKLES	Solo	Asst	Total	Sck-Yrds	QB Press	INT-Yards	Pass Def	Forced Fumbles	Fumble Recovery
D. Ryans	126	30	156	3.5-30.5	9	1 (16)	8	1	1
M. Greenwood	84	26	110	1.0-0	1	1 (0)	4	2	3
D. Robinson	70	13	83	0.0-0	1	2 (9)	14	1	0
C.C. Brown	65	10	75	1.0-10.0	3	1 (0)	7	1	1
G. Earl	57	13	70	2.0-22.0	2	1 (2)	5	1	0
M. Williams	35	12	47	4.5-20.5	5	0-0	4	1	1
J. Simmons	30	8	38	0.0-0	0	1 (11)	2	0	0
L. Sanders	29	8	37	0.0-0	0	0-0	6	0	0
A. Maddox	24	13	37	2.0-9.0	1	0-0	0	0	0
A. Weaver	26	9	35	1.0-3.0	4	1 (21)	7	0	1
D. Faggins	27	3	30	1.0-2.0	1	2 (0)	12	1	2
D. McCleon	21	7	28	0.0-0	0	1 (19)	2	2	1
S. Orr	23	4	27	1.5-7.5	2	0-0	1	0	1
J. Babin	19	6	25	5.0-39.0	7	0-0	0	0	0
N.D. Kalu	16	5	21	2.0-21.0	7	0-0	1	0	0
Th. Johnson	15	4	19	0.0-0	3	0-0	0	0	0
A. Peek	9	5	14	1.0-9.0	2	0-0	0	2	0
S. Payne	10	2	12	1.0-5.0	1	0-0	0	1	0
K. Wong	9	3	12	0.0-0	0	0-0	0	0	0
Tr. Johnson	8	3	11	0.0-0	0	0-0	1	0	0
G. Scott	7	4	11	0.0-0	0	0-0	0	0	0
L. Dalton	8	2	10	1.0-2.0	1	0-0	0	0	0
D. Wynn	4	2	6	0.0-0	0	0-0	0	0	0
C. Anderson	3	2	5	0.0-0	0	0-0	1	0	0
C. Killings	2	3	5	0.0-0	0	0-0	0	0	0
V. Hutchins	2	1	3	0.0-0	0	0-0	0	0	0
P. Buchanan	2	0	2	0.0-0	0	0-0	1	0	0
E. Cochran	2	0	2	0.0-0	0	0-0	0	0	0
A. Malone	1	1	2	0.5-2.5	0	0-0	0	0	0
D. Johnson	1	0	1	0.0-0	0	0-0	0	0	0
D. Polk	1	0	1	0.0-0	0	0-0	0	0	0
T. Evans	0	1	1	0.0-0	0	0-0	0	0	0
<b>Total</b>	<b>736</b>	<b>200</b>	<b>936</b>	<b>28.0-183.0</b>	<b>50</b>	<b>11 (43)</b>	<b>76</b>	<b>13</b>	<b>11</b>

## SPECIAL TEAMS STATISTICS

SPECIAL TEAMS	Solo	Asst	Total	PAT	Blocks Punt	FG	Forced Fumbles	Fumble Recovery
T. Evans	11	2	13	0	0	0	0	0
C. Anderson	10	1	11	0	0	0	0	0
D. Polk	6	4	10	0	0	0	0	0
J. Simmons	9	0	9	0	0	0	0	0
K. Walter	8	0	8	0	0	0	0	0
L. Sanders	6	0	6	0	0	0	0	0
S. Orr	5	0	5	0	0	0	0	0
G. Earl	4	1	5	0	0	0	0	0
J. Cook	4	1	5	0	0	0	0	0
C. Taylor	3	0	3	0	0	0	0	0
B. Pittman	2	1	3	0	0	0	0	0
C.C. Brown	2	0	2	0	0	0	0	0
D. Anderson	2	0	2	0	0	0	0	0
D. Wynn	2	0	2	0	0	0	0	0
V. Leach	2	0	2	0	0	0	0	0
A. Peek	2	0	2	0	0	0	0	0
V. Hutchins	2	0	2	0	0	0	0	0
O. Daniels	1	0	1	0	0	0	0	0
D. McCleon	1	0	1	0	0	0	0	0
G. Scott	1	0	1	0	0	0	0	0
O. Daniels	1	0	1	0	0	0	0	0
R. Alexander	1	0	1	0	0	0	0	0
S. Rosenfels	1	0	1	0	0	0	0	0
M. Stone	0	1	1	0	0	0	0	0
J. Babin	0	1	1	0	0	0	0	0
K. Garrett	0	1	1	0	0	0	0	0
S. Payne	0	0	0	1	0	0	0	0
<b>Total</b>	<b>86</b>	<b>13</b>	<b>99</b>	<b>1</b>	<b>0</b>	<b>0</b>	<b>0</b>	<b>0</b>



# 2007 FINAL STATISTICS (8-8)

Date	W/L	Score	Opponent	Attendance	RUSHING	No.	Yds	Avg	Long	TD
9/9	W	20-3	Kansas City	70,080 *	Dayne	194	773	4.0	39	6
9/16	W	34-21	at Carolina	73,665*	Walker	58	264	4.6	41	1
9/23	L	24-30	Indianapolis	70,765*	Green	70	260	3.7	18	2
9/30	L	16-26	at Atlanta	69,312*	Echemandou	20	85	4.3	20	0
10/7	W	22-19	Miami	70,156*	Schaub	17	52	3.1	12	0
10/14	L	17-37	at Jacksonville	63,715	Rosenfels	21	51	2.4	19	1
10/21	L	36-38	Tennessee	70,734*	Gado	18	46	2.6	7	1
10/28	L	10-35	at San Diego	60,439*	Walter	5	30	6.0	13	0
11/4	W	24-17	at Oakland	49,603	Cook	8	24	3.0	9	0
11/18	W	23-10	New Orleans	70,780*	Leach	2	2	1.0	11	1
11/25	L	17-27	at Cleveland	72,730*	Turk	1	0	0.0	0	0
12/2	L	20-28	at Tennessee	69,143*	Jones	3	-1	-0.3	4	0
12/9	W	28-14	Tampa Bay	70,237*	<b>TEXANS</b>	<b>417</b>	<b>1,586</b>	<b>3.8</b>	<b>41</b>	<b>12</b>
12/13	W	31-13	Denver	70,747*	<b>OPPONENTS</b>	<b>417</b>	<b>1,825</b>	<b>4.4</b>	<b>76</b>	<b>15</b>
12/23	L	15-38	at Indianapolis	57,262*						
12/30	W	42-28	Jacksonville	70,660*						

\*Sellouts

## TEAM STATISTICS

	Texans	Opponents		No.	Yds	Avg	Long	TD
<b>TOTAL FIRST DOWNS</b>	295	325						
Rushing	96	107						
Passing	190	197						
Penalty	9	21						
3rd Down: Made/Att	86/193	83/198						
3rd Down Pct.	44.6%	41.9%						
4th Down: Made/Att	11/15	8/16						
4th Down Pct.	73.3%	50.0%						
Possession Avg.	29:41	30:19						
<b>TOTAL NET YARDS</b>	5,337	5,507						
Avg. Per Game	333.6	344.2						
Total Plays	968	994						
Avg. Per Play	5.5	5.5						
<b>NET YARDS RUSHING</b>	1,586	1,825						
Avg. Per Game	99.1	114.1						
Total Rushes	417	417						
<b>NET YARDS PASSING</b>	3,751	3,682						
Avg. Per Game	234.4	230.1						
Sacked/Yards Lost	22/174	31/196						
Gross Yards	3,925	3,878						
Attempts/Completions	529/346	546/361						
Completion Pct.	65.4%	66.1%						
Had Intercepted	21	11						
<b>PUNTS/AVERAGE</b>	55/41.7	59/43.0						
<b>NET PUNTING AVG.</b>	37.9	37.1						
<b>PENALTIES/YARDS</b>	82/636	81/614						
<b>FUMBLES/BALL LOST</b>	26/17	24/14						
<b>TOUCHDOWNS</b>	43	43						
Rushing	12	15						
Passing	24	25						
Returns	7	3						

## SCORE BY PERIODS

	1	2	3	4	OT	Total
TEXANS	87	92	61	139	0	379
OPPONENTS	81	132	90	81	0	384

SCORING	TD	Ru	Pa	Rt	PAT	FG	SAF	TP
Brown	0	0	0	0	40/40	25/29	0	115
Johnson	8	0	8	0	0/0	0/0	0	48
Davis	6	0	3	3e,f	0/0	0/0	1	38
Dayne	6	6	0	0	0/0	0/0	0	36
Walter	5	0	4	1b	0/0	0/0	0	30
Daniels	3	0	3	0	0/0	0/0	0	18
Leach	3	1	2	0	0/0	0/0	0	18
Green	2	2	0	0	0/0	0/0	0	12
Dreesen	2	0	2	0	0/0	0/0	0	12
Walker	1	1	0	0	0/0	0/0	1	8
Gado	1	1	0	0	0/0	0/0	1	8
Mathis	1	0	0	1c	0/0	0/0	0	6
Rosenfels	1	1	0	0	0/0	0/0	0	6
Putzier	1	0	1	0	0/0	0/0	0	6
Anderson	1	0	1	0	0/0	0/0	0	6
Williams	1	0	0	1a	0/0	0/0	0	6
Ryans	1	0	0	1d	0/0	0/0	0	6
<b>TEXANS</b>	<b>43</b>	<b>12</b>	<b>24</b>	<b>7</b>	<b>40/40</b>	<b>25/29</b>	<b>3</b>	<b>379</b>
<b>Opponents</b>	<b>43</b>	<b>15</b>	<b>25</b>	<b>3*</b>	<b>42/43</b>	<b>28/33</b>	<b>0</b>	<b>384</b>

a-M. Williams 38-yard FUM ret. vs. KC (9/9); b-K. Walter FUM rec. in end zone at CAR (9/16); c-J. Mathis 84-yard kickoff ret. vs. IND (9/23); d-D. Ryans 26-yard FUM ret. vs. TEN (10/21); 3-A. Davis 97-yard kickoff ret. vs. TB (12/9); f-A. Davis 97-yard kickoff ret. and 104-yard kickoff ret. vs. JAX (12/31); \*D. Smith 77-yard FUM ret. at JAX (10/14); \*A. Cromartie FUM rec. in end zone, 70-yard INT ret. at SD (10/28)

PASSING	Att	Comp	Yds	Cmp%	Yds/Att	TD	TD%	Int	Int%	Long	Sack/Lost	Rating
Schaub	289	192	2,241	66.4	7.75	9	3.1	9	3.1	771	16/126	87.2
Rosenfels	240	154	1,684	64.2	7.02	15	6.3	12	5.0	531	6/48	84.8
<b>TEXANS</b>	<b>529</b>	<b>346</b>	<b>3,925</b>	<b>65.4</b>	<b>7.42</b>	<b>24</b>	<b>4.5</b>	<b>21</b>	<b>4.0</b>	<b>771</b>	<b>22/174</b>	<b>86.1</b>
<b>OPPONENTS</b>	<b>546</b>	<b>361</b>	<b>3,878</b>	<b>66.1</b>	<b>7.10</b>	<b>25</b>	<b>4.6</b>	<b>11</b>	<b>2.0</b>	<b>741</b>	<b>31/196</b>	<b>93.6</b>



# 2007 FINAL STATISTICS (8-8)

## DEFENSIVE STATISTICS

Based on press box stats

TACKLES	Solo	Asst	Total	Sck- Yrds	QB Press	INT- Yards	Pass Def.	Forced Fumbles	Fumble Recovery
D. Ryans	98	29	127	2.0 (18.0)	2	1-1	7	1	3
M. Greenwood	90	28	118	1.0 (8.0)	2	1-3	4	1	0
V. Hutchins	77	16	93	0.5 (2.5)	1	1-8	6	0	0
C. Brown	64	19	83	0.0-0	0	1-9	8	2	3
M. Williams	43	16	59	14.0 (82.5)	15	0-0	1	2	1
F. Bennett	49	6	55	0.0-0	1	3-47	14	2	0
W. Demps	38	11	49	0.0-0	1	0-0	5	2	1
D. Faggins	37	6	43	0.0-0	0	0-0	4	1	1
D. Clark	34	9	43	0.0-0	1	1-1	1	0	0
A. Weaver	32	9	41	0.0-0	0	0-0	0	0	0
T. Johnson	27	14	41	0.0-0	0	1-0	5	0	0
D. Robinson	29	5	34	0.0-0	0	2-6	7	0	0
A. Okoye	23	9	32	5.5 (33.5)	8	0-0	0	1	0
E. Cochran	19	6	25	1.0 (6.0)	1	0-0	4	1	1
C. Anderson	15	9	24	2.0 (17.0)	3	0-0	1	0	0
J. Zgonina	10	7	17	0.0-0	1	0-0	0	0	0
A. Maddox	15	1	16	2.0 (14.0)	2	0-0	1	0	0
J. Fletcher	12	1	13	0.0-0	0	0-0	3	1	0
N. Kalu	8	5	13	3.0 (14.5)	7	0-0	1	0	0
M. Boulware	3	2	5	0.0-0	0	0-0	2	0	0
D. Wynn	4	1	5	0.0-0	0	0-0	4	0	0
Z. Diles	5	0	5	0.0-0	0	0-0	0	0	0
S. Orr	2	1	3	0.0-0	0	0-0	0	0	0
S. Barber	1	1	2	0.0-0	0	0-0	0	0	0
T. Bulman	2	0	2	0.0-0	1	0-0	0	0	0
J. Simmons	1	0	1	0.0-0	0	0-0	1	0	0
C. Killings	1	0	1	0.00	0	0-0	0	0	0
<b>Total</b>	<b>739</b>	<b>211</b>	<b>950</b>	<b>31.0-196.0</b>	<b>46</b>	<b>11-75</b>	<b>79</b>	<b>14</b>	<b>10</b>

## SPECIAL TEAMS STATISTICS

SPECIAL TEAMS	Solo	Asst	Total	PAT	Blocks Punt	FG	Forced Fumbles	Fumble Recovery
J. Cook	12	1	13	0	0	0	0	0
J. Dreessen	9	1	10	0	0	0	0	0
Z. Diles	8	1	9	0	0	0	0	0
D. Clark	6	2	8	0	0	0	1	0
F. Bennett	5	2	7	0	0	0	0	0
C. Anderson	4	3	7	0	0	0	0	1
M. Boulware	4	2	6	1	0	0	0	0
J. Fletcher	6	0	6	0	0	0	0	0
C. Cox	6	0	6	0	0	0	0	0
S. Orr	4	1	5	0	0	0	0	0
S. Barber	3	1	4	0	0	0	0	0
V. Leach	3	1	4	0	0	0	0	0
D. Faggins	3	0	3	0	0	0	1	0
W. Dempa	3	0	3	0	0	0	0	1
H. Williams	2	0	2	0	0	0	0	0
B. Pittman	2	0	2	0	0	0	0	0
K. Brown	1	0	1	0	0	0	0	0
D. Ryans	1	0	1	0	0	0	1	0
E. Cochran	1	0	1	0	0	0	0	0
D. Anderson	1	0	1	0	0	0	0	0
A. Davis	1	0	1	0	0	0	0	1
C. Brown	0	1	1	0	0	0	0	0
K. Walter	1	0	1	0	0	0	0	1
D. Wynn	1	0	1	0	0	0	0	0
D. Robinson	0	0	0	0	0	1	0	0
<b>Total</b>	<b>87</b>	<b>16</b>	<b>103</b>	<b>1</b>	<b>0</b>	<b>1</b>	<b>3</b>	<b>4</b>



# 2008 FINAL STATISTICS (8-8)

Date	W/L	Score	Opponent	Attendance	RUSHING	No.	Yds	Avg	Long	TD
9/7	L	17-38	at Pittsburgh	64,001*	Slaton	268	1282	4.8	711	9
9/21	L	12-31	at Tennessee	69,143*	Green	74	294	4.0	14	3
9/28	L	27-30 OT	at Jacksonville	64,061*	Moats	26	94	3.6	12	1
10/5	L	27-31	Indianapolis	70,118*	Schaub	31	68	2.2	10	2
10/12	W	29-28	Miami	70,023*	Taylor	14	37	2.6	17	0
10/19	W	28-21	Detroit	70,081*	Rosenfels	11	37	3.4	15	0
10/26	W	35-6	Cincinnati	70,112*	Walter	3	23	7.7	13	0
11/2	L	21-28	at Minnesota	62,839*	Turk	1	18	18.0	18	0
11/9	L	13-41	Baltimore	70,552*	Leach	1	1	1.0	11	1
11/16	L	27-33	at Indianapolis	66,201*	Sapp	2	-3	-1.5	0	0
11/23	W	16-6	at Cleveland	72,077*	Jones	1	-5	-5.0	-5	0
12/1	W	30-17	Jacksonville	70,809*	TEXANS	432	1,846	4.3	711	16
12/7	W	24-21	at Green Bay	70,245*	OPPONENTS	439	1,962	4.5	411	18
12/14	W	13-12	Tennessee	70,831*						
12/21	L	16-27	at Oakland	43,687						
12/28	W	31-24	Chicago	70,838*						

\*Sellouts

## TEAM STATISTICS

	Texans	Opponents		No.	Yds	Avg	Long	TD
TOTAL FIRST DOWNS	340	300						
Rushing	106	114						
Passing	210	167						
Penalty	24	19						
3rd Down: Made/Att	83/197	74/188						
3rd Down Pct.	42.1%	39.4%						
4th Down: Made/Att	14/23	10/13						
4th Down Pct.	60.9%	76.9%						
POSSESSION AVG.	31:57	28:03						
TOTAL NET YARDS	6,113	5,385						
Avg. Per Game	382.1	336.6						
Total Plays	1,019	935						
Avg. Per Play	6.0	5.8						
NET YARDS RUSHING	1,846	1,962						
Avg. Per Game	115.4	122.6						
Total Rushes	432	439						
NET YARDS PASSING	4,267	3,423						
Avg. Per Game	266.7	213.9						
Sacked/Yards Lost	32/207	25/175						
Gross Yards	4,474	3,598						
Attempts/Completions	555/367	471/294						
Completion Pct.	66.1%	62.4%						
Had Intercepted	20	12						
PUNTS/AVERAGE	53/42.3	67/44.4						
NET PUNTING AVG.	35.2	37.2						
PENALTIES/YARDS	80/664	81/659						
FUMBLES/BALL LOST	28/12	19/10						
TOUCHDOWNS	40	45						
Rushing	16	18						
Passing	21	24						
Returns	3	3						

## SCORE BY PERIODS

	1	2	3	4	OT	Total
TEXANS	77	109	78	102	0	366
OPPONENTS	84	85	86	136	3	394

## SCORING

	TD	Ru	Pa	Rt	PAT	FG	SAF	TP
Brown	0	0	0	0	37/37	29/33	0	124
Slaton	10	9	1	0	0/0	0/0	0	60
Johnson	8	0	8	0	0/0	0/0	1	50
Walter	8	0	8	0	0/0	0/0	0	48
Green	3	3	0	0	0/0	0/0	0	18
Schaub	2	2	0	0	0/0	0/0	0	12
Daniels	2	0	2	0	0/0	0/0	0	12
Anderson	2	0	2	0	0/0	0/0	0	12
Jones	2	0	0	2a	0/0	0/0	0	12
Moats	1	1	0	0	0/0	0/0	0	6
Leach	1	1	0	0	0/0	0/0	0	6
Reeves	1	0	0	1b	0/0	0/0	0	6
TEXANS	40	16	21	3	37/37	29/33	1	366
OPPONENTS	45	18	24	3*	43/43	25/29	2	394

a- J. Jones 70-yard punt return vs. MIA (10/12); J. Jones 73-yard punt return vs. CIN (10/26); b- J. Reeves 44-yard INT return at MIN (11/2); \*-C. Finnegan 99-yard INT return at TEN (9/21); \*-G. Brackett 68-yard FUM return vs. IND (10/5); \*-J. Higgins 80-yard punt return at OAK (12/21)

## PASSING

	Att	Comp	Yds	Cmp%	Yds/Att	TD	TD%	Int	Int%	Long	Sack/Lost	Rating
Schaub	380	251	3,043	66.1	8.01	15	3.9	10	2.6	65	23/149	92.7
Rosenfels	174	116	1,431	66.7	8.22	6	3.4	10	5.7	61	9/58	79.5
Turk	1	0	0	0.0	0.00	0	0.0	0	0.0	---	0/0	39.6
TEXANS	555	367	4,474	66.1	8.06	21	3.8	20	3.6	65	32/207	88.4
OPPONENTS	471	294	3,598	62.4	7.64	24	5.1	12	2.5	96t	25/175	92.3



# 2008 FINAL STATISTICS (8-8)

## DEFENSIVE STATISTICS

Based on press box stats

TACKLES	Solo	Asst	Total	Sck-Yrds	QB Press	INT-Yards	Pass Def.	Forced Fumbles	Fumble Recovery
D. Ryans	86	26	112	1.0-9	4	0-0	4	2	3
Z. Diles	47	19	66	1.0-9	2	1-0	2	1	0
E. Wilson	52	11	63	0.0-0	0	2-36	7	0	0
M. Williams	44	9	53	12.0-82	25	0-0	0	4	0
N. Ferguson	42	10	52	0.0-0	1	0-0	2	1	1
J. Reeves	47	3	50	0.0-0	0	4-108	19	1	0
A. Weaver	28	17	45	0.0-0	0	1-8	1	0	0
M. Greenwood	31	12	43	0.0-0	0	0-0	1	0	0
F. Bennett	33	8	41	0.0-0	0	2-26	6	2	0
D. Robinson	35	3	38	0.0-0	1	2-0	6	0	0
X. Adibi	26	8	34	0.0-0	1	0-0	0	0	1
K. Bentley	22	12	34	1.0-15	1	0-0	1	0	1
W. Demps	20	10	30	0.0-0	0	0-0	0	0	0
B. Harrison	21	9	30	0.0-0	1	0-0	1	0	0
T. Johnson	24	5	29	1.0-3	5	0-0	2	1	0
De. Robinson	19	8	27	0.0-0	0	0-0	0	1	0
A. Okoye	15	9	24	1.0-13	3	0-0	2	1	1
D. Faggins	16	3	19	0.0-0	0	0-0	2	0	0
J. Zgonina	13	6	19	0.0-0	1	0-0	0	0	1
T. Bulman	10	7	17	4.0-14	9	0-0	0	0	1
E. Cochran	13	4	17	2.0-21	3	0-0	1	0	0
CC. Brown	12	3	15	0.0-0	0	0-0	1	0	0
D. Barber	4	1	5	1.0-9	1	0-0	1	0	0
C. Thompson	4	1	5	1.0-0	4	0-0	1	0	0
F. Okam	2	2	4	0.0-0	0	0-0	0	0	0
N. Kalu	2	2	4	0.0-0	0	0-0	0	0	0
J. Nading	3	1	4	0.0-0	0	0-0	0	0	0
TEAM	3	0	3	0.0-0	0	0-0	0	0	0
A. Molden	1	0	1	0.0-0	0	0-0	0	0	0
<b>Total</b>	<b>675</b>	<b>209</b>	<b>884</b>	<b>25.0-175</b>	<b>62</b>	<b>12-178</b>	<b>60</b>	<b>14</b>	<b>9</b>

## SPECIAL TEAMS STATISTICS

SPECIAL TEAMS	Solo	Asst	Total	PAT	Blocks Punt	FG	Forced Fumbles	Fumble Recovery
K. Bentley	16	7	23	0	0	0	0	0
A. Molden	16	3	19	0	0	0	0	1
D. Barber	8	2	10	0	0	0	0	0
D. Faggins	7	2	9	0	0	0	0	0
J. Dreesen	6	2	8	0	0	0	0	0
C. Thompson	4	4	8	0	0	0	0	0
N. Ferguson	6	1	7	0	0	0	0	0
C. Sapp	5	0	5	0	0	0	0	0
V. Leach	4	0	4	0	0	0	0	0
J. Reeves	2	1	3	0	0	0	0	1
B. Harrison	3	0	3	0	0	0	0	0
A. Davis	3	0	3	0	0	0	0	0
W. Demps	0	2	2	0	0	0	0	0
R. Moats	1	2	3	0	0	0	1	0
J. Nading	1	1	2	0	0	0	0	0
M. Greenwood	0	2	2	0	0	0	0	0
C. Taylor	1	0	1	0	0	0	0	0
F. Bennett	2	0	2	0	0	0	0	0
T. Bulman	1	0	1	0	0	0	0	0
K. Brown	1	0	1	0	0	0	0	1
X. Adibi	1	0	1	0	0	0	0	0
D. Anderson	0	1	1	0	0	0	0	0
B. Pittman	0	1	1	0	0	0	0	0
TEAM	1	0	1	0	0	0	0	0
J. Jones	0	0	0	0	0	0	1	1
<b>Total</b>	<b>89</b>	<b>31</b>	<b>120</b>	<b>0</b>	<b>0</b>	<b>0</b>	<b>2</b>	<b>4</b>



# 2009 FINAL STATISTICS (9-7)

Date	W/L	Score	Opponent	Attendance	RUSHING	No.	Yds	Avg	Long	TD
9/13	L	7-24	N.Y. Jets	70,118*	S. Slaton	131	437	3.3	32	3
9/20	W	34-31	at Tennessee	69,143*	R. Moats	101	390	3.9	17	4
9/27	L	24-31	Jacksonville	70,083*	C. Brown	79	267	3.4	13	3
10/4	W	29-6	Oakland	70,291*	A. Foster	54	257	4.8	24	3
10/11	L	21-28	at Arizona	61,819	M. Schaub	48	57	1.2	19	0
10/18	W	28-17	at Cincinnati	64,019*	K. Walter	4	26	6.5	13	0
10/25	W	24-21	San Francisco	70,820*	J. Jones	3	22	7.3	17	0
11/1	W	31-10	at Buffalo	69,790	A. Johnson	2	10	5.0	7	0
11/8	L	17-20	at Indianapolis	66,033*	R. Grossman	3	9	3.0	8	0
11/23	L	17-20	Tennessee	71,153*	TEXANS	425	1,475	3.5	32t	13
11/29	L	27-35	Indianapolis	70,990*	OPPONENTS	396	1,711	4.3	91t	17
12/6	L	18-23	at Jacksonville	42,079	RECEIVING	No.	Yds	Avg	Long	TD
12/13	W	34-7	Seattle	70,380*	A. Johnson	101	1,569	15.5	72t	9
12/20	W	16-13	at St. Louis	46,256	K. Walter	53	611	11.5	41	2
12/27	W	27-20	at Miami	65,847	S. Slaton	44	417	9.5	38t	4
1/3/10	W	34-27	New England	71,029*	O. Daniels	40	519	13.0	44	5
					D. Anderson	38	370	9.7	27	0
					J. Jones	27	437	16.2	45	6
					J. Dreesen	26	320	12.3	25t	1
					V. Leach	20	155	7.8	26	1
					C. Brown	16	74	4.6	12	0
					R. Moats	13	106	8.2	20	1
					A. Foster	8	93	11.6	20	0
					J. Casey	6	64	10.7	32	0
					A. Davis	6	59	9.8	21	0
					A. Hill	1	9	9.0	9	0
					TEXANS	399	4,803	12.0	72t	29
					OPPONENTS	344	3,674	10.7	69t	19

## TEAM STATISTICS

	Texans	Opponents		No.	Yds	Avg	Long	TD			
TOTAL FIRST DOWNS	340	300	INTERCEPTIONS	No.	Yds <td>Avg <td>Long</td> <td>TD</td> </td>	Avg <td>Long</td> <td>TD</td>	Long	TD			
Rushing	93	91	B. Pollard	4	121	30.3	70t	1			
Passing	231	175	B. Cushing	4	26	6.5	20	0			
Penalty	16	34	E. Wilson	2	29	14.5	16	0			
3rd Down: Made/Att	82/204	79/201	J. Reeves	1	19	19.0	19	0			
3rd Down Pct.	40.2%	39.3%	J. Busing	1	14	14.0	14	0			
4th Down: Made/Att	8/12	9/21	D. Barber	1	3	3.0	3	0			
4th Down Pct.	66.7%	42.9%	B. McCain	1	0	0.0	0	0			
POSSESSION AVG.	31:54	28:06	TEXANS	14	212	15.1	70t	1			
TOTAL NET YARDS	6,129	5,198	OPPONENTS	17	294	17.3	91t	3			
Avg. Per Game	383.1	324.9	PUNTING	No.	Yds <td>Avg <td>Net</td> <td>TB</td> <td>In</td> <td>Lg</td> <td>B</td> </td>	Avg <td>Net</td> <td>TB</td> <td>In</td> <td>Lg</td> <td>B</td>	Net	TB	In	Lg	B
Total Plays	1,043	974	M. Turk	67	2,866	42.8	39.4	6	24	62	0
Avg. Per Play	5.9	5.3	TEXANS	67	2,866	42.8	39.4	6	24	62	0
NET YARDS RUSHING	1,475	1,711	OPPONENTS	76	3,557	46.8	40.4	2	27	67	0
Avg. Per Game	92.2	106.9	PUNT RETURNS		Ret	FC	Yds <td>Avg <td>Long <td>TD</td> </td></td>	Avg <td>Long <td>TD</td> </td>	Long <td>TD</td>	TD	
Total Rushes	425	396	J. Jones	39	14	426	10.9	62	0		
NET YARDS PASSING	4,654	3,487	G. Martinez	6	1	23	3.8	11	0		
Avg. Per Game	290.9	217.9	TEXANS	45	15	449	10.0	62	0		
Sacked/Yards Lost	25/149	30/187	OPPONENTS	24	24	104	4.3	18	0		
Gross Yards	4,803	3,674	KICKOFF RETURNS		No	Yds <td>Avg <td>Long <td>TD</td> </td></td>	Avg <td>Long <td>TD</td> </td>	Long <td>TD</td>	TD		
Attempts/Completions	593/399	548/344	A. Davis	33	782	23.7	63	0			
Completion Pct.	67.3%	62.8%	J. Jones	24	638	26.6	95t	1			
Had Intercepted	17	14	V. Leach	2	23	11.5	15	0			
PUNTS/AVERAGE	67/42.8	76/46.8	G. Martinez	1	6	6.0	6	0			
NET PUNTING AVG.	39.4	40.4	J. Busing	1	0	0.0	0	0			
PENALTIES/YARDS	95/833	92/728	D. Robinson	1	0	0.0	0	0			
FUMBLES/BALL LOST	21/11	27/13	J. Casey	1	0	0.0	0	0			
TOUCHDOWNS	46	39	K. Walter	1	0	0.0	0	0			
Rushing	13	17	TEXANS	64	1,449	22.6	95t	1			
Passing	29	19	OPPONENTS	71	1,597	22.5	71	0			
Returns	4	3	FIELD GOALS	1-19	20-29	30-39	40-49	50+			

## SCORE BY PERIODS

	1	2	3	4	OT	Total
TEXANS	89	131	75	93	0	388
Opponents	57	135	58	83	0	333

## SCORING

	TD	Ru	Pa	Rt	PAT	FG	SAF	TP
K. Brown	0	0	0	0	43/44	21/32	0	106
A. Johnson	9	0	9	0	0/0	0/0	1	56
J. Jones - b	7	0	6	1	0/0	0/0	0	42
S. Slaton	7	3	4	0	0/0	0/0	0	42
R. Moats	5	4	1	0	0/0	0/0	0	30
O. Daniels	5	0	5	0	0/0	0/0	0	30
C. Brown	3	3	0	0	0/0	0/0	0	18
A. Foster	3	3	0	0	0/0	0/0	0	18
K. Walter	2	0	2	0	0/0	0/0	0	12
B. Pollard - c	2	0	0	2	0/0	0/0	0	12
J. Dreesen	1	0	1	0	0/0	0/0	0	6
V. Leach	1	0	1	0	0/0	0/0	0	6
D. Barber - a	1	0	0	1	0/0	0/0	0	6
Z. Diles	0	0	0	0	0/0	0/0	0	2
B. Cushing	0	0	0	0	0/0	0/0	0	2
TEXANS	46	13	29	4	43/44	21/32	1	388
OPPONENTS	39	17	19	*3	39/39	20/23	0	333

2-Pt. Conversions: TEXANS 1/2, Opponents: 0/0  
a-48-yard fumble returned for touchdown (NYJ); b-95-yard punt return for touchdown (OAK); c-70-yard interception return for touchdown (SEA)  
fumble recovery in end zone (NE); \* - D. Rodgers-Cromartie 49-yard INT return for touchdown (ARZ); \*- C. Session 27-yard INT return for touchdown (IND); \*- D. Butler 91-yard INT return for touchdown (NE)

Opponents: (24G); (40G); (52G); (46, 33); 0; (50); 0; (21G); (22G, 37G); (50G, 49WL, 53G); (32WR); (51G, 46G, 24G); 0; (33G, 52G); 27G, 54WR, 38G); (51G, 43G)

	Att	Comp	Yds	Cmp%	Yds/Att	TD	TD%	Int	Int%	Long	Sack/Lost	Rating
M. Schaub	583	396	4,770	67.9%	8.2	29	5.0%	15	2.6%	72t	25/149	98.6
R. Grossman	9	3	33	33.3%	3.7	0	0.0%	1	11.1%	21	0/0	5.6
C. Brown	1	0	0	0.0%	0.0	0	0.0%	1	100.0%	0	0/0	0.0
TEXANS	593	399	4,803	67.3%	8.1	29	4.9%	17	2.9%	72t	25/149	96.3
Opponents	548	344	3,674	62.8%	6.7	19	3.5%	14	2.6%	69t	30/187	83.2



# 2009 FINAL STATISTICS (9-7)

## DEFENSIVE STATISTICS

Based on press box stats

TACKLES	Solo	Asst	Total	Sck-Yrds	Tackles For Loss	QB Hits	INT-Yards	Pass Def.	Forced Fumbles	Fumble Recovery
B.Cushing	86	47	133	4.0-31	13	13	4-26	10	2	0
D.Ryans	93	30	123	1.0-7	14	5	0-0	2	1	1
B.Pollard	82	20	102	1.5-10	4	2	4-121	7	1	3
G.Quin	54	10	64	0.0-0	3	0	0-0	11	0	0
Z.Diles	45	16	61	0.0-0	7	1	0-0	1	2	1
Du.Robinson	42	7	49	0.0-0	6	0	0-0	5	0	0
M.Williams	38	5	43	9.0-52	13	20	0-0	3	2	1
A.Okoye	26	12	38	1.5-8	6	6	0-0	3	0	0
A.Smith	26	8	34	4.5-26	6	18	0-0	1	2	2
E.Wilson	23	6	29	0.0-0	0	0	2-29	3	1	0
J.Zgonina	23	5	28	2.5-11	3	3	0-0	0	0	1
J.Reeves	23	5	28	0.0-0	0	0	1-19	7	0	0
D.Barber	21	4	25	0.0-0	0	1	1-3	4	0	1
S.Cody	12	9	21	0.5-1	1	2	0-0	1	0	0
J.Busing	19	1	20	0.0-0	0	1	1-140	3	0	0
De.Robinson	16	4	20	0.0-0	0	0	0-0	4	1	0
T.Bulman	12	6	18	0.0-0	1	3	0-0	1	0	0
C.Barwin	11	5	16	4.5-43	4	7	0-0	3	0	1
F.Bennett	12	3	15	0.0-0	0	0	0-0	1	0	0
B.McCain	11	0	11	0.0-0	0	0	1-0	3	0	0
A.Johnson	4	0	4	0.0-0	0	0	0-0	0	0	1
D.Anderson	3	0	3	0.0-0	0	0	0-0	0	0	0
N.Ferguson	2	1	3	0.0-0	0	0	0-0	1	0	0
X.Adibi	2	1	3	0.0-0	0	1	0-0	0	0	0
B.Russell	1	2	3	0.0-0	0	0	0-0	0	0	0
T.Jamison	2	0	2	0.0-0	0	0	0-0	0	0	0
J.Jones	2	0	2	0.0-0	0	0	0-0	0	0	1
K.Bentley	1	0	1	0.0-0	0	0	0-0	0	0	0
J.Casey	1	0	1	0.0-0	1	0	0-0	0	0	0
J.Dreessen	1	0	1	0.0-0	0	0	0-0	0	0	0
C.Pitts	1	0	1	0.0-0	0	0	0-0	0	0	0
K.Studdard	1	0	1	0.0-0	0	0	0-0	0	0	0
C.Myers	1	0	1	0.0-0	0	0	0-0	0	0	0
E.Winston	1	0	1	0.0-0	0	0	0-0	0	0	0
C.White	1	0	1	0.0-0	0	0	0-0	0	0	0
O.Daniels	1	0	1	0.0-0	0	0	0-0	0	0	0
K.Walter	1	0	1	0.0-0	0	0	0-0	0	0	0
M.Schaub	1	0	1	0.0-0	0	0	0-0	0	0	1
R.Grossman	0	0	0	0.0-0	0	0	0-0	0	0	1
V.Leach	0	0	0	0.0-0	0	0	0-0	0	0	1
TEAM	0	0	0	1.0-3	0	0	0-0	0	0	0
<b>Total</b>	<b>702</b>	<b>207</b>	<b>909</b>	<b>30.0-91</b>	<b>82</b>	<b>83</b>	<b>14-212</b>	<b>74</b>	<b>12</b>	<b>16</b>

## SPECIAL TEAMS STATISTICS

SPECIAL TEAMS	Solo	Asst	Total	PAT	Blocks Punt	FG	Forced Fumbles	Fumble Recovery
K.Bentley	9	11	20	0	0	0	0	0
A.Davis	11	1	12	0	0	0	0	2
J.Busing	7	5	12	0	0	0	0	0
G.Martinez	6	3	9	0	0	0	0	0
D.Barber	7	1	8	0	0	0	0	1
X.Adibi	7	1	8	0	0	0	1	0
R.Moats	6	0	6	0	0	0	0	0
N.Ferguson	6	1	7	0	0	0	0	0
J.Dreessen	4	2	6	0	0	0	0	0
C.Thompson	3	2	5	0	0	0	0	0
J.Casey	4	1	5	0	0	0	0	0
G.Quin	2	2	4	0	0	0	0	0
F.Bennett	3	0	3	0	0	0	0	1
C.Barwin	2	1	3	0	0	0	0	0
B.McCain	3	1	4	0	0	0	0	0
J.Reeves	2	1	3	0	0	0	0	0
A.Molden	1	1	2	0	0	0	0	0
A.Foster	1	1	2	0	0	0	0	0
D.Brown	1	0	1	0	0	0	0	0
B.Russell	1	0	1	0	0	0	0	0
K.Brown	1	0	1	0	0	0	0	0
Z.Diles	0	1	1	0	0	0	0	0
<b>Total</b>	<b>87</b>	<b>36</b>	<b>123</b>	<b>0</b>	<b>0</b>	<b>0</b>	<b>1</b>	<b>4</b>
<b>Opponent</b>	<b>71</b>	<b>23</b>	<b>94</b>	<b>0</b>	<b>0</b>	<b>3</b>	<b>0</b>	<b>3</b>





# 2010 FINAL STATISTICS (6-10)

Date	W/L	Score	Opponent	Attendance	RUSHING	No.	Yds	Avg	Long	TD
9/12	W	34-24	Indianapolis	70,974*	A.Foster	327	1,616	4.9	74	16
9/19	W OT	30-27	at Washington	88,240*	D.Ward	50	315	6.3	38	4
9/26	L	13-27	Dallas	71,456*	S.Slaton	19	93	4.9	23	0
10/3	W	31-24	at Oakland	62,218	M.Schaub	22	28	1.3	8	0
10/10	L	10-34	N.Y. Giants	71,110*	A.Johnson	2	10	5.0	7	0
10/17	W	35-31	Kansas City	70,926*	J.Jones	2	7	3.5	10	0
11/1	L	17-30	at Indianapolis	66,363*	M.Turk	1	-27	-27.0	-27	0
11/7	L	23-29	San Diego	70,886*	<b>TEXANS</b>	<b>423</b>	<b>2,042</b>	<b>4.8</b>	<b>74</b>	<b>20</b>
11/14	L	24-31	at Jacksonville	62,340	<b>Opponents</b>	<b>433</b>	<b>1,751</b>	<b>4.0</b>	<b>42</b>	<b>16</b>
11/21	L	27-30	at N.Y. Jets	78,843*	<b>RECEIVING</b>	<b>No.</b>	<b>Yds</b>	<b>Avg</b>	<b>Long</b>	<b>TD</b>
11/28	W	20-0	Tennessee	70,855*	A.Johnson	86	1,216	14.1	60	8
12/2	L	24-34	at Philadelphia	69,144*	A.Foster	66	604	9.2	50	2
12/13	LOT	28-34	Baltimore	71,413*	K.Walter	51	621	12.2	35	5
12/19	L	17-31	at Tennessee	69,143*	J.Jones	51	562	11.0	47	3
12/26	L	23-24	at Denver	73,691*	O.Daniels	38	471	12.4	31	2
1/2/11	W	34-17	Jacksonville	71,023*	J.Dreessen	36	518	14.4	43	4

\*Sellouts

## TEAM STATISTICS

TOTAL FIRST DOWNS	Texans	Opponents	INTERCEPTIONS	No.	Yds	Avg	Long	TD			
Rushing	118	113	T.Nolan	3	35	11.7	20	0			
Passing	222	211	G.Quin	3	12	4.0	10	0			
Penalty	20	28	J.Allen	3	1	0.3	1	0			
3RD DOWN: MADE/ATT	79/192	77/195	K.Jackson	2	23	11.5	23	0			
3rd Down Pct.	41.1%	39.5%	K.Bentley	1	18	18.0	18	0			
4TH DOWN: MADE/ATT	9/19	11/13	S.McManis	1	1	1.0	1	0			
4th Down Pct.	47.4%	84.6%	<b>TEXANS</b>	<b>13</b>	<b>90</b>	<b>6.9</b>	<b>23</b>	<b>0</b>			
POSSESSION AVG.	29:06	30:54	<b>Opponents</b>	<b>12</b>	<b>107</b>	<b>8.9</b>	<b>25</b>	<b>2</b>			
TOTAL NET YARDS	6,186	6,031	<b>PUNTING</b>	<b>No.</b>	<b>Yds</b>	<b>Avg</b>	<b>Net</b>	<b>TB</b>	<b>In</b>	<b>Lg</b>	<b>B</b>
Avg. Per Game	386.6	376.9	M.Turk	63	2,650	42.1	36.8	5	19	60	0
Total Plays	1,029	1,010	<b>TEXANS</b>	<b>63</b>	<b>2,650</b>	<b>42.1</b>	<b>36.8</b>	<b>5</b>	<b>19</b>	<b>60</b>	<b>0</b>
Avg. Per Play	6.0	6.0	<b>Opponents</b>	<b>67</b>	<b>2,930</b>	<b>43.7</b>	<b>38.1</b>	<b>7</b>	<b>31</b>	<b>59</b>	<b>0</b>
NET YARDS RUSHING	2,042	1,751	<b>PUNT RETURNS</b>	<b>Ret</b>	<b>FC</b>	<b>Yds</b>	<b>Avg</b>	<b>Long</b>	<b>TD</b>		
Avg. Per Game	127.6	109.4	J.Jones	29	15	204	7.0	39	0		
Total Rushes	423	433	D.Anderson	4	1	26	6.5	17	0		
NET YARDS PASSING	4,144	4,280	B.Pollard	1	0	5	5.0	5	0		
Avg. Per Game	259.0	267.5	A.Molden	1	0	0	0.0	0	0		
Sacked/Yards Lost	32/226	30/219	<b>TEXANS</b>	<b>35</b>	<b>16</b>	<b>235</b>	<b>6.7</b>	<b>39</b>	<b>0</b>		
Gross Yards	4,370	4,499	<b>Opponents</b>	<b>29</b>	<b>14</b>	<b>233</b>	<b>8.0</b>	<b>30</b>	<b>0</b>		
Attempts/Completions	574/365	547/354	<b>KICKOFF RETURNS</b>	<b>No</b>	<b>Yds</b>	<b>Avg</b>	<b>Long</b>	<b>TD</b>			
Completion Pct.	63.6%	64.7%	S.Slaton	39	767	19.7	50	0			
Had Intercepted	12	13	J.Jones	23	494	21.5	35	0			
PUNTS/AVERAGE	63/42.1	67/43.7	V.Leach	3	40	13.3	26	0			
NET PUNTING AVG.	36.8	38.1	S.McManis	1	25	25.0	25	0			
PENALTIES/YARDS	90/690	105/851	E.Mitchell	1	0	0.0	0	0			
FUMBLES/BALL LOST	15/6	16/5	<b>TEXANS</b>	<b>67</b>	<b>1,326</b>	<b>19.8</b>	<b>50</b>	<b>0</b>			
TOUCHDOWNS	44	52	<b>Opponents</b>	<b>72</b>	<b>1,741</b>	<b>24.2</b>	<b>103</b>	<b>1</b>			
Rushing	20	16	<b>FIELD GOALS</b>	<b>1-19</b>	<b>20-29</b>	<b>30-39</b>	<b>40-49</b>	<b>50+</b>			
Passing	24	33	N.Rackers	0/0	8/8	11/11	5/7	3/4			
Returns	0	3	<b>TEXANS</b>	0/0	8/8	11/11	5/7	3/4			
			<b>Opponents</b>	0/0	6/7	9/10	6/8	0/2			

## SCORE BY PERIODS

TEXANS	1	2	3	4	OT	Total
Opponents	53	98	108	128	3	390
	96	139	75	111	6	427

SCORING	TD	Ru	Pa	Rt	PAT	FG	SAF	TP
N.Rackers	0	0	0	0	43/43	27/30	0	124
A.Foster	18	16	2	0	0/0	0/0	0	108
A.Johnson	8	0	8	0	0/0	0/0	0	48
K.Walter	5	0	5	0	0/0	0/0	0	30
D.Ward	4	4	0	0	0/0	0/0	0	24
J.Dreessen	4	0	4	0	0/0	0/0	0	24
J.Jones	3	0	3	0	0/0	0/0	0	20
O.Daniels	2	0	2	0	0/0	0/0	0	12
<b>TEXANS</b>	<b>44</b>	<b>20</b>	<b>24</b>	<b>0</b>	<b>43/43</b>	<b>27/30</b>	<b>0</b>	<b>390</b>
<b>Opponents</b>	<b>52</b>	<b>16</b>	<b>33</b>	<b>3</b>	<b>50/50</b>	<b>21/27</b>	<b>0</b>	<b>427</b>

2-Pt. Conversions: TEXANS 1/1, Opponents: 1/1

Sacks: M.Williams 8.5, M.Anderson 4.0, A.Smith 4.0, A.Okoye 3.0, B.Pollard 2.5, B.Cushing 1.5, T.Jamison 1.0, D.Lewis 1.0, E.Mitchell 1.0, T.Nolan 1.0, D.Ryans 1.0, D.Sharpton 1.0, J.Nading 0.5. **TEXANS: 30.0, Opponents: 22.0**

Fumbles/Lost: M.Schaub 9/3, A.Foster 3/2, J.Dreessen 1/1, A. Johnson 1/0, J.Jones 1/0. **TEXANS: 15/6, Opponents: 16/5.**

Fumble Recoveries: G.Quin 2, K.Bentley 1, T.Nolan 1, A.Okoye 1. **Total: 5.**

PASSING	Att	Comp	Yds	Cmp%	Yds/Att	TD	TD%	Int	Int%	Long	Sack/Lost	Rating
M.Schaub	574	365	4,370	63.6%	7.61	24	4.2%	12	2.1%	60	32/226	92.0
<b>TEXANS</b>	<b>574</b>	<b>365</b>	<b>4,370</b>	<b>63.6%</b>	<b>7.61</b>	<b>24</b>	<b>4.2%</b>	<b>12</b>	<b>2.1%</b>	<b>60</b>	<b>32/226</b>	<b>92.0</b>
<b>Opponents</b>	<b>547</b>	<b>354</b>	<b>4,499</b>	<b>64.7%</b>	<b>8.22</b>	<b>33</b>	<b>6.0%</b>	<b>13</b>	<b>2.4%</b>	<b>73</b>	<b>30/219</b>	<b>100.5</b>



# 2010 FINAL STATISTICS (6-10)

## DEFENSIVE STATISTICS

TACKLES	Solo	Asst	Total	Sck-Yrds	Tackles For Loss	QB Press	INT-Yards	Pass Def.	Forced Fumbles	Fumble Recovery
B.Pollard	82	30	112	2.5-14	4	4	0-0	5	4	0
G.Quin	71	14	85	0.0-0	3	1	3-12	14	1	2
Z.Diles	58	23	81	0.0-0	4	2	0-0	0	0	0
B.Cushing	53	23	76	1.5-12	8	12	0-0	4	1	0
K.Jackson	57	13	70	0.0-0	1	0	2-23	10	0	0
E.Wilson	41	15	56	0.0-0	0	0	0-0	3	0	0
D.Ryans	32	22	54	1.0-10	2	2	0-0	2	0	0
K.Bentley	32	19	51	0.0-0	3	2	1-18	1	0	1
A.Okoye	27	17	44	3.0-27	7	11	0-0	0	0	1
S.Cody	21	17	38	0.0-0	3	2	0-0	0	0	0
A.Smith	23	15	38	4.0-28	6	17	0-0	2	1	0
T.Nolan	27	9	36	1.0-8	1	2	3-35	5	0	1
M.Williams	22	6	28	8.5-54.5	10	19	0-0	2	1	0
E.Mitchell	18	10	28	1.0-8	3	1	0-0	0	0	0
J.Allen	22	1	23	0.0-0	0	0	3-1	4	0	0
B.McCain	17	5	22	0.0-0	0	0	0-0	2	0	0
M. Anderson	16	5	21	4.0-36	6	8	0-0	2	0	0
D.Sharpton	13	8	21	1.0-9	3	1	0-0	0	0	0
X.Adibi	13	5	18	0.0-0	2	0	0-0	0	1	0
D. Lewis	13	4	17	1.0-6	1	1	0-0	1	0	0
T.Jamison	12	3	15	1.0-3	2	1	0-0	0	0	0
J.Nading	4	5	9	0.5-3.5	0	1	0-0	1	0	0
D. Nixon	6	0	6	0.0-0	0	0	0-0	0	0	0
A.Ogunleye	1	1	2	0.0-0	0	1	0-0	0	0	0
S.McManis	1	1	2	0.0-0	0	0	1-1	1	0	0
M.Schaub	1	0	1	0.0-0	0	0	0-0	0	0	1
D.Barber	1	0	1	0.0-0	0	0	0-0	0	0	0
A. Foster	0	0	0	0.0-0	0	0	0-0	0	1	1
D.Anderson	0	0	0	0.0-0	0	0	0-0	0	1	1
<b>TEXANS</b>	<b>684</b>	<b>271</b>	<b>955</b>	<b>30.0-219</b>	<b>69</b>	<b>88</b>	<b>13-90</b>	<b>59</b>	<b>11</b>	<b>8</b>
<b>Opponent Totals</b>	<b>726</b>	<b>236</b>	<b>962</b>	<b>32.0-226</b>	<b>73</b>	<b>71</b>	<b>12-107</b>	<b>71</b>	<b>13</b>	<b>12</b>

MISCELLANEOUS TACKLES: S. Slaton 2, A. Johnson 2, J. Dreessen 2, C. Myers 2, K. Walter 2, TEAM 2, M. Schaub 1, W. Smith 1, D. Anderson 1, D. Brown 1, O. Daniels 1.

MISCELLANEOUS FUMBLE RECOVERIES: E. Winston 2, R. Butler 1, A. Johnson 1, J. Jones 1, M. Schaub 1, W. Smith 1, D. Ward 1.

## SPECIAL TEAMS STATISTICS

	Solo	Asst	Total	PAT	Blocks Punt	FG	Forced Fumble	Fumble Recovery
J.Casey	10	7	17	0	0	0	0	0
D.Sharpton	10	3	13	0	0	0	0	0
T.Nolan	10	3	13	0	0	0	0	0
S.McManis	8	3	11	0	0	0	0	0
N.Rackers	4	4	8	0	0	0	0	0
V.Leach	6	2	8	0	0	0	0	0
J.Dreessen	7	0	7	0	0	0	0	0
A.Molden	5	1	6	0	0	0	0	0
D.Barber	4	1	5	0	0	0	0	0
J.Allen	2	2	4	0	0	0	0	0
D.Anderson	4	0	4	0	0	0	1	0
S. Keglar	3	1	4	0	0	0	0	0
K.Bentley	3	1	4	0	0	0	0	0
X.Adibi	3	1	4	0	0	0	1	0
D.Nixon	2	2	4	0	0	0	0	0
B.McCain	3	0	3	0	0	0	0	0
J.Weeks	1	2	3	0	0	0	0	0
K.Paymah	2	0	2	0	0	0	0	0
G.Graham	2	0	2	0	0	0	0	0
J.Nading	1	0	1	0	0	0	0	0
J.Wall	1	0	1	0	0	0	0	0
Z.Diles	1	0	1	0	0	0	0	0
M.Turk	0	1	1	0	0	0	0	0
B.Pollard	0	0	0	0	0	1	0	0
<b>TEXANS</b>	<b>93</b>	<b>34</b>	<b>127</b>	<b>0</b>	<b>0</b>	<b>1</b>	<b>2</b>	<b>0</b>
<b>Opponents</b>	<b>94</b>	<b>39</b>	<b>133</b>	<b>0</b>	<b>0</b>	<b>0</b>	<b>0</b>	<b>3</b>




# TEXANS KICKOFF



# TEXANS VETERANS



**#54 Mister Alexander** ILB  
6-3 • 242 • Age 24  
2nd season  
Aldine, Texas • Florida State



**#61 Thomas Austin** C  
6-4 • 303 • Age 25  
2nd season  
Camden, S.C. • Clemson



**#36 Alan Ball** CB  
5-10 • 242 • Age 27  
6th season  
Detroit, Mich. • Illinois




**#98 Connor Barwin** OLB  
6-4 • 264 • Age 25  
4th season  
Detroit, Mich. • Cincinnati



**#12 John Beck** OB  
6-2 • 215 • Age 31  
6th season  
Hayward, Calif. • BYU




**#50 Bryan Braman** OLB  
6-5 • 246 • Age 25  
2nd season  
Spokane, Wash. • West Texas A&M



**#76 Duane Brown** T  
6-4 • 320 • Age 27  
5th season  
Richmond, Va. • Virginia Tech




**#78 Rashad Butler** T  
6-4 • 317 • Age 29  
7th season  
West Palm Beach, Fla. • Miami



**#62 Antoine Caldwell** G  
6-3 • 311 • Age 26  
4th season  
Montgomery, Ala. • Alabama



**#20 Roc Carmichael** CB  
5-10 • 184 • Age 24  
2nd season  
Clinton, Md. • Virginia Tech



**#86 James Casey** FB  
6-3 • 243 • Age 27  
4th season  
Azle, Texas • Rice



**#95 Shaun Cody** NT  
6-4 • 301 • Age 29  
8th season  
Hacienda Heights, Calif. • USC



**#56 Brian Cushing** ILB  
6-3 • 248 • Age 25  
4th season  
Park Ridge, N.J. • USC



**#81 Owen Daniels** TE  
6-3 • 247 • Age 29  
7th season  
Naperville, Ill. • Wisconsin




**#27 Quintin Demps** FS  
5-11 • 206 • Age 26  
5th season  
San Antonio, Texas • UTEP



**#52 Tim Dobbins** ILB  
6-1 • 245 • Age 29  
7th season  
Nashville, Tenn. • Iowa State



**#28 Justin Forsett** RB  
5-8 • 198 • Age 26  
5th season  
Lakeland, Fla. • California



**#23 Arian Foster** RB  
6-1 • 229 • Age 26  
4th season  
San Diego, Calif. • Tennessee



**#66 Andrew Gardner** T  
6-6 • 308 • Age 26  
3rd season  
Tyrone, Ga. • Georgia Tech



**#88 Garrett Graham** TE  
6-3 • 240 • Age 26  
3rd season  
Brick, N.J. • Wisconsin




**#17 Shayne Graham** K  
6-0 • 214 • Age 34  
12th season  
Radford, Va. • Virginia Tech



**#26 Brandon Harris** CB  
5-10 • 195 • Age 22  
2nd season  
Miami, Fla. • Miami



**#91 Ra'Shon Harris** NT  
6-5 • 300 • Age 26  
1st season  
Pensacola, Fla. • Oregon




**#2 Brett Hartmann** P  
6-2 • 227 • Age 25  
2nd season  
Menomenee Falls, Wisc. • Central Michigan




**#16 Trindon Holliday** WR  
5-5 • 170 • Age 26  
3rd season  
Zachary, La. • LSU




# TEXANS VETERANS




**#19 Juaquin Iglesias WR**  
6-0 • 205 • Age 24  
2nd season  
Killeen, Texas • Oklahoma




**#25 Kareem Jackson CB**  
5-10 • 188 • Age 24  
3rd season  
Macon, Ga. • Alabama



**#53 Bradie James ILB**  
6-2 • 246 • Age 31  
10th season  
Monroe, La. • LSU



**#96 Tim Jamison DE**  
6-3 • 285 • Age 26  
4th season  
Harvey, Ill. • Michigan



**#18 Lestar Jean WR**  
6-3 • 205 • Age 24  
2nd season  
Miami, Fla. • Florida Atlantic



**#80 Andre Johnson WR**  
6-3 • 226 • Age 31  
10th season  
Miami, Fla. • Miami



**#5 Donnie Jones P**  
6-2 • 220 • Age 32  
9th season  
Baton Rouge, La. • LSU



**#24 Johnathan Joseph CB**  
5-11 • 191 • Age 28  
7th season  
Rock Hill, S.C. • South Carolina



**#31 Shiloh Keo FS**  
5-11 • 212 • Age 24  
2nd season  
Everett, Wash. • Idaho



**#15 Jeff Maehl WR**  
6-0 • 178 • Age 23  
1st season  
Paradise, Calif. • Oregon




**#38 Danieal Manning FS**  
5-11 • 209 • Age 30  
7th season  
Corsicana, Texas • Abilene Christian



**#21 Brice McCain CB**  
5-9 • 180 • Age 24  
4th season  
Terrell, Texas • Utah



**#22 Sherrick McManis CB**  
6-1 • 193 • Age 24  
3rd season  
Peoria, Ill. • Northwestern



**#92 Earl Mitchell NT**  
6-3 • 289 • Age 24  
3rd season  
Galena Park, Texas • Arizona




**#55 Chris Myers C**  
6-4 • 289 • Age 30  
8th season  
Miami, Fla. • Miami



**#57 Jesse Nading OLB**  
6-5 • 261 • Age 27  
4th season  
Highlands Ranch, Colo. • Colorado State




**#75 Derek Newton T**  
6-6 • 307 • Age 24  
2nd season  
Utica, Miss. • Arkansas State




**#33 Troy Nolan FS**  
6-2 • 202 • Age 26  
4th season  
Woodland Hills, Calif. • Arizona State



**#40 Moran Norris FB**  
6-1 • 250 • Age 34  
12th season  
Houston, Texas • Kansas



**#29 Glover Quin SS**  
6-0 • 209 • Age 26  
4th season  
Summit, Miss. • New Mexico




**#58 Brooks Reed OLB**  
6-3 • 250 • Age 25  
2nd season  
Tucson, Ariz. • Arizona




**#8 Matt Schaub QB**  
6-5 • 241 • Age 31  
9th season  
West Chester, Pa. • Virginia



**#51 Darryl Sharpton ILB**  
5-11 • 230 • Age 24  
3rd season  
Coral Gables, Fla. • Miami




**#94 Antonio Smith DE**  
6-4 • 280 • Age 30  
9th season  
Oklahoma City, Okla. • Oklahoma State




**#32 Derrell Smith FB**  
6-2 • 232 • Age 24  
1st season  
Philadelphia, Pa. • Syracuse

# TEXANS VETERANS




**#71 Shelley Smith** G  
6-4 • 292 • Age 25  
3rd season  
Phoenix, Ariz. • Colorado State



**#74 Wade Smith** G  
6-4 • 310 • Age 31  
9th season  
Dallas, Texas • Memphis



**#44 Ben Tate** RB  
5-11 • 214 • Age 24  
3rd season  
Salisbury, Md. • Auburn




**#70 Cody Wallace** C  
6-4 • 300 • Age 27  
3rd season  
Cuero, Texas • Texas A&M



**#83 Kevin Walter** WR  
6-3 • 217 • Age 31  
10th season  
Vernon Hills, Ill. • Eastern Illinois



**#99 J.J. Watt** DE  
6-5 • 288 • Age 23  
2nd season  
Pewaukee, Wisc. • Wisconsin



**#46 Jon Weeks** LS  
5-10 • 242 • Age 26  
3rd season  
Bethpage, N.Y. • Baylor




**#42 Torri Williams** CB  
6-2 • 210 • Age 26  
1st season  
Cedar Park, Texas • Purdue



**#13 T.J. Yates** QB  
6-4 • 220 • Age 25  
2nd season  
Marietta, Ga. • North Carolina

# TEXANS DRAFT PICKS



**#79 Brandon Brooks** G  
6-5 • 346 • Age 23  
Rookie  
Milwaukee, Wisc. • Miami (Ohio)



**#4 Randy Bullock** K  
5-9 • 208 • Age 22  
Rookie  
Klein, Texas • Texas A&M



**#93 Jared Crick** DE  
6-4 • 276 • Age 23  
Rookie  
Cozad, Neb. • Nebraska



**#60 Ben Jones** C  
6-3 • 303 • Age 23  
Rookie  
Centreville, Ala. • Georgia



**#82 Keshawn Martin** WR  
5-11 • 194 • Age 22  
Rookie  
Inkster, Mich. • Michigan State



**#59 Whitney Mercilus** OLB  
6-4 • 254 • Age 22  
Rookie  
Akron, Ohio • Illinois




**#79 Nick Mondak** T  
6-5 • 304 • Age 23  
Rookie  
Naperville, Ill. • Purdue



**#11 DeVier Posey** WR  
6-1 • 208 • Age 22  
Rookie  
Cincinnati, Ohio • Ohio State




# TEXANS ROOKIE FREE AGENTS




**#85 Logan Brock TE**  
6-3 • 244 • Age 23  
Rookie  
Copperas Cove, Texas • TCU




**#66 Keith Browner DE**  
6-4 • 276 • Age 24  
Rookie  
Los Angeles, Calif. • California




**#63 D.J. Bryant OLB**  
6-3 • 248 • Age 23  
Rookie  
Baltimore, Md. • James Madison




**#73 Hebron Fangupo NT**  
6-0 • 324 • Age 27  
Rookie  
Santa Ana, Calif. • BYU




**#43 Jonathan Grimes RB**  
5-10 • 207 • Age 22  
Rookie  
Willingboro, N.J. • William & Mary



**#72 David Hunter NT**  
6-2 • 306 • Age 22  
Rookie  
Houston, Texas • Houston



**#89 Jerrell Jackson WR**  
6-0 • 192 • Age 22  
Rookie  
Houston, Texas • Missouri



**#64 Delano Johnson OLB**  
6-4 • 266 • Age 24  
Rookie  
Baltimore, Md. • Bowie State



**#87 Dwight Jones WR**  
6-3 • 230 • Age 23  
Rookie  
Burlington, N.C. • North Carolina




**#7 Case Keenum QB**  
6-1 • 206 • Age 24  
Rookie  
Abilene, Texas • Houston



**#90 Shawn Loiseau ILB**  
6-2 • 236 • Age 22  
Rookie  
Shrewsbury, Mass. • Merrimack




**#84 Mario Louis WR**  
6-0 • 195 • Age 24  
Rookie  
New Orleans, La. • Grambling State



**#30 Davin Meggett RB**  
5-8 • 211 • Age 22  
Rookie  
Clinton, Md. • Maryland




**#77 Nathan Menkin T**  
6-4 • 296 • Age 23  
Rookie  
Lago Vista, Texas • Mary Hardin-Baylor




**#68 Rennie Moore DE**  
6-3 • 271 • Age 23  
Rookie  
St. Marys, Ga. • Clemson



**#35 Eddie Pleasant SS**  
5-10 • 213 • Age 23  
Rookie  
Compton, Calif. • Oregon



**#48 Phillip Supernaw TE**  
6-5 • 246 • Age 22  
Rookie  
Katy, Texas • Ouachita Baptist



**#67 Cody White G**  
6-3 • 303 • Age 24  
Rookie  
Columbus, Ohio • Illinois State



**#49 Greg Williams ILB**  
6-1 • 239 • Age 23  
Rookie  
Naples, Fla. • Pittsburgh



# TEXANS ALPHABETIC ROSTER

(As of July 31, 2012)

NO	NAME	POS	HT	WT	AGE	NFL EXP	COLLEGE	HIGH SCHOOL HOMETOWN	HOW ACQUIRED	COACHING STAFF
54	Alexander, Mister	ILB	6-3	252	24	2	Florida State	Aline, Texas	CFA-11	
6	Bail, Alan	CB	6-2	191	27	5	Illinois	Detroit, Mich.	UFA-12 (DAL)	<b>GARY KUBIAC</b> Head Coach
98	Barwin, Connor	OLB	6-4	268	25	6	BYU	Hayward, Calif.	FA-12	
12	Beck, John	QB	6-2	217	30	6	West Texas A&M	Spokane, Wash.	CFA-11	<b>RICK DENNISON</b> Offensive Coordinator
50	Braman, Bryan	OLB	6-5	251	25	2	Virginia Tech	Richmond, Va.	D1-08	
76	Brown, Duane	T	6-4	320	26	5	Virginia Tech	West Palm Beach, Fla.	W-07 (CAR)	
72	Butler, Rashad	G	6-3	315	26	4	Alabama	Montgomery, Ala.	D3-09	
62	Caldwell, Antoine	T	6-3	315	26	2	Virginia Tech	Clinton, Md.	D4-11	
20	Carmichael, Roc	CB	5-10	195	23	4	Arizona	Azusa, Calif.	D2-09	<b>JOE MARCHIANO</b> Special Teams Coordinator
3	Casay, Shaun	NT	6-4	307	29	8	Southern California	Hacienda Heights, Calif.	UFA-09 (DET)	
95	Cody, Shaun	NT	6-4	307	29	8	Southern California	Hacienda Heights, Calif.	UFA-09 (DET)	
56	Cushing, Brian	ILB	6-3	255	25	4	Southern California	Park Ridge, N.J.	D1-09	<b>WADE PHILLIPS</b> Defensive Coordinator
81	Daniels, Owen	TE	6-3	249	29	7	Wisconsin	Naperville, Ill.	D4-06	
27	Demps, Quintin	FS	5-11	208	27	4	UTEP	San Antonio, Texas	FA-11	
52	Dobbins, Tim	ILB	6-1	236	29	7	Iowa State	Nashville, Tenn.	FA-11	<b>JOHN BENTON</b> Offensive Line
28	Forsell, Justin	RB	5-8	194	26	5	California	Lakeland, Fla.	UFA-12 (SEA)	
23	Foster, Arian	WR	6-1	228	25	4	Tennessee	San Diego, Calif.	CFA-09	
45	Fox, Keyaron	LB	6-3	228	30	9	Georgia Tech	Atlanta, Ga.	FA-12	
66	Gardner, Andrew	T	6-6	309	26	3	Georgia Tech	Tyrone, Ga.	FA-11	<b>PERRY CARTER</b> Assistant Defensive Backs
88	Graham, Garrett	TE	6-3	244	25	3	Wisconsin	Brick, N.J.	D4b-10	
17	Graham, Shayne	K	6-0	210	34	11	Virginia Tech	Radford, Va.	FA-12	
26	Harris, Brandon	CB	5-10	194	22	2	Miami (Fla.)	Miami, Fla.	D2b-11	<b>KARL DORRELL</b> Quarterbacks
21	Harris, Ra'Shon	NT	6-5	301	29	2	Person	Person, Fla.	FA-11	
16	Holiday, Trindon	WR	5-5	169	26	2	LSU	Zachary, La.	D6b-10	
19	Iglesias, Juquan	WR	6-0	209	24	2	Oklahoma	Killeen, Texas	FA-11	<b>DAN HAMMERSCHMIDT</b> Offensive Assistant
25	Jackson, Kareem	CB	5-10	192	24	3	Alabama	Macon, Ga.	D1-10	
53	James, Bradie	ILB	6-2	240	31	10	LSU	Monroe, La.	UFA-12 (DAL)	
96	Jamison, Tim	DE	6-3	285	26	4	Michigan	Harvey, Ill.	CFA-09	<b>CHICK HARRIS</b> Running Backs
18	Jean, Lestar	WR	6-3	212	24	2	Florida Atlantic	Miami, Fla.	CFA-11	
80	Johnson, Andre	WR	6-3	232	31	4	Miami (Fla.)	Miami, Fla.	D1-03	
89	Johnson, Bryant	WR	6-3	214	31	10	Penn State	Baltimore, Md.	FA-11	
5	Jones, Donnie	P	6-2	221	32	9	LSU	Baton Rouge, La.	UFA-12 (STL)	
24	Joseph, Johnathan	CB	5-11	189	28	7	South Carolina	Rock Hill, S.C.	UFA-11 (CIN)	
31	Keo, Shiloh	FS	5-11	202	24	2	Idaho	Everett, Wash.	D5a-11	
97	King, Mitch	DE	6-2	280	26	1	Iowa	Burlington, Iowa	FA-12	
15	Maehl, Jeff	WR	6-0	185	23	1	Oregon	Paradise, Calif.	CFA-11	
38	Mannion, Daneal	FS	5-11	212	29	7	Abilene Christian	Corpus Christi, Texas	UFA-11 (CHI)	
21	McCain, Brice	CB	5-9	185	25	4	Utah	Terrell, Texas	D6-09	
22	McManis, Sherrick	CB	6-1	193	24	3	Northwestern	Peoria, Ill.	D5-10	<b>BOBBY KING</b> Assistant Linebackers
92	Mitchell, Earl	NT	6-3	300	24	3	Arizona	Galena Park, Texas	D3-10	
55	Myers, Chris	C	6-4	290	30	8	Miami (Fla.)	Miami, Fla.	T-08 (DEN)	<b>LARRY KIRKSEY</b> Wide Receivers
57	Nading, Jesse	OLB	6-5	257	27	4	Colorado State	Highlands Ranch, Colo.	CFA-08	
75	Newton, Derek	FS	6-2	200	25	2	Arizona State	Upland, Calif.	D7a-11	
33	Nolan, Troy	FS	6-2	200	25	4	Arizona State	Woodland Hills, Calif.	D7-09	
40	Norris, Moran	FB	6-1	255	34	12	Kansas	Houston, Texas	FA-12	
29	Quin, Glover	SS	6-0	207	26	4	New Mexico	Summit, Miss.	D4a-09	<b>BILL KOLLAR</b> Asst. Head Coach/Def. Line
58	Reed, Brooks	OLB	6-3	257	25	2	Arizona	Tucson, Ariz.	D2a-11	
8	Schaub, Matt	QB	6-5	239	31	9	Virginia	West Chester, Pa.	T-07 (ATL)	
94	Smith, Antonio	DE	6-4	284	30	8	Oklahoma State	Oklahoma City, Okla.	UFA-09 (AFR)	
32	Smith, Derrell	FB	6-2	245	24	1	Syracuse	Philadelphia, Pa.	FA-11	
37	Smith, Shelley	T	6-4	304	25	3	Colorado State	Phoenix, Ariz.	D6a-10	<b>BRIAN PARIANI</b> Tight Ends
74	Smith, Wade	G	6-4	307	31	10	Memphis	Dallas, Texas	UFA-10 (KC)	
64	Studdard, Kasey	G	6-3	304	28	6	Texas	Lone Tree, Colo.	D6-07	
44	Tate, Ben	RB	5-11	215	23	3	Auburn	Salisbury, Md.	D2-10	
70	Wallace, Cody	C	6-4	307	27	3	Texas A&M	Cuero, Texas	CFA-06 (CIN)	<b>JIM RYAN</b> Assistant Offensive Line
83	Walker, Kevin	WR	6-3	218	30	10	Eastern Michigan	Vernon Hills, Ill.	RF-A-06 (CIN)	
99	Watt, J.J.	DE	6-5	295	23	2	Wisconsin	Pewaukee, Wisc.	D1-11	
46	Weeks, Jon	LS	5-10	248	26	3	Baylor	Bethpage, N.Y.	FA-10	
42	Williams, Torri	CB	6-2	205	25	1	Purdue	Cedar Park, Texas	CFA-10	
13	Yates, T.J.	QB	6-4	219	25	2	North Carolina	Marietta, Ga.	D5b-11	<b>MATT SCHIOTZ</b> Assistant Strength & Conditioning
<b>DRAFTED (8)</b>										<b>CEDRIC SMITH</b> Head Strength & Conditioning
19	Brooks, Brandon	G	6-5	340	22	R	Miami (Ohio)	Milwaukee, Wisc.	D3b-12	
4	Bullock, Randy	K	5-9	208	22	R	Texas A&M	Klein, Texas	D5-12	
93	Crick, Jared	DE	6-4	287	22	R	Nebraska	Cozad, Neb.	D4c-12	
60	Jones, Ben	C	6-3	303	23	R	Georgia	Centreville, Ala.	D4a-12	
82	Martin, Keshawn	WR	5-11	190	22	R	Michigan State	Inkster, Mich.	D4b-12	
59	Mercilus, Whitney	OLB	6-4	257	22	R	Illinois	Akron, Ohio	D1-12	
69	Mondek, Nick	T	6-5	303	23	R	Purdue	Naperville, Ill.	D6-12	
11	Posey, DeVier	WR	6-1	206	22	R	Ohio State	Cincinnati, Ohio	D3a-12	
<b>UNDRAFTED ROOKIES (18)</b>										
85	Brock, Logan	TE	6-3	248	23	R	Texas Christian	Coppers Cove, Texas	CFA-12	
65	Browner, Keith	DE	6-4	279	24	R	California	Los Angeles, Calif.	CFA-12	
63	Bryant, D.J.	OLB	6-3	253	23	R	James Madison	Baltimore, Md.	CFA-12	
73	Fangupo, Hebron	NT	6-0	324	27	R	BYU	Sanita Ana, Calif.	CFA-12	
43	Grimes, Jonathan	FB	5-10	209	22	R	William & Mary	Williamsburg, N.J.	CFA-12	
72	Hunter, David	DE	6-2	303	22	R	Houston	Houston, Texas	CFA-12	
87	Jackson, Jerrell	WR	6-0	192	22	R	Missouri	Houston, Texas	CFA-12	
64d	Johnson, Delano	DE	6-4	280	24	R	Bowie State	Baltimore, Md.	CFA-12	
7	Keenum, Case	QB	6-1	209	24	R	Houston	Abilene, Texas	CFA-12	
90	Loiseau, Shawn	ILB	6-0	239	22	R	Marquette	Shrewsbury, Mass.	CFA-12	
84	Lowe, Mario	WR	6-0	200	23	R	Grambling State	New Orleans, La.	CFA-12	
30	Mcgettitt, Davin	RB	5-8	215	22	R	Maryland	Clinton, Md.	CFA-12	
77	Merkin, Nathan	T	6-4	296	23	R	Mary Hardin-Baylor	Lago Vista, Texas	CFA-12	
68	Moore, Rennie	OLB	6-3	261	23	R	Clemson	St. Marys, Ga.	CFA-12	
35	Pleasant, Eddie	SS	5-10	210	23	R	Oregon	Compton, Calif.	CFA-12	
48	Supernaw, Phillip	TE	6-5	250	22	R	Ouachita Baptist	Katy, Texas	CFA-12	
67	White, Cody	G	6-3	301	24	R	Illinois State	Columbus, Ohio	CFA-12	
49	Williams, Greg	ILB	6-1	243	23	R	Pittsburgh	Naples, Fla.	CFA-12	
<b>Active/Non-Football Injury (1)</b>										
61	Auslin, Thomas	C	6-4	308	25	2	Clemson	Camden, S.C.	W-11 (NE)	
<b>Active/Non-Football Illness (1)</b>										
2	Hartmann, Brett	P	6-2	207	24	2	Central Michigan	Menomonee Falls, Wisc.	CFA-11	
<b>Active/Physically Unable To Perform (1)</b>										
51	Sharpton, Darryl	ILB	5-11	234	24	3	Miami (Fla.)	Coral Gables, Fla.	D4a-10	
<b>Reserve/Did Not Report (1)</b>										
	Jones, Dwight	WR	6-3	230	23	R	North Carolina	Burlington, N.C.	CFA-12	



# TEXANS NUMERIC ROSTER

(As of July 31, 2012)

NO.	NAME	POS	HT	WT	AGE	NFL EXP	COLLEGE	HIGH SCHOOL HOMETOWN	HOW ACQUIRED
5	Donnie Jones	P	6-2	221	32	9	LSU	Baton Rouge, La.	UFA-12 (STL)
8	Matt Schaub	QB	6-5	239	31	9	Virginia	West Chester, Pa.	T-07 (ATL)
12	Justin Beck	QB	6-2	217	30	6	BYU	Hayward, Calif.	FA-12
13	T.J. Yates	QB	6-4	219	25	2	North Carolina	Marlette, Ga.	D6-11
15	Jeff Maehl	WR	6-0	185	23	1	Oregon	Paradise, Calif.	CFA-11
16	Trindon Holliday	WR	5-5	169	26	2	LSU	Zachary, La.	D6b-10
17	Shayne Graham	K	6-0	210	34	11	Virginia Tech	Radford, Va.	FA-12
18	Lestlar Jean	WR	6-3	212	24	2	Florida Atlantic	Miami, Fla.	CFA-11
19	Juaguin Iglesias	WR	6-0	209	24	2	Oklahoma	Killeen, Texas	FA-11
21	Rice Carmichael	CB	5-10	194	26	4	Virginia Tech	Clinton, Md.	FA-11
21	Brice McCain	CB	5-9	185	25	4	Utah	Tirrell, Texas	D6-09
22	Sherrick McManis	CB	6-1	193	24	3	Northwestern	Peoria, Ill.	D5-10
23	Arian Foster	RB	6-1	228	25	4	Tennessee	San Diego, Calif.	CFA-09
24	Johnathan Joseph	CB	5-11	189	28	7	South Carolina	Rock Hill, S.C.	UFA-11 (CIN)
25	Kareem Jackson	CB	5-10	192	24	3	Alabama	Macon, Ga.	D1-10
26	Brandon Harris	CB	5-10	194	22	2	Miami (Fla.)	Miami, Fla.	D2b-11
27	Quintin Demps	FS	5-11	208	27	4	UTEP	San Antonio, Texas	FA-11
28	Justin Forsett	RB	5-8	194	26	5	California	Lakeland, Fla.	UFA-12 (SEA)
29	Glover Quin	SS	6-0	207	26	4	New Mexico	Summitt, Miss.	D4a-09
31	Shiloh Keo	FS	5-11	202	24	2	Idaho	Everett, Wash.	D5a-11
32	Derrell Smith	FB	6-2	245	24	1	Syracuse	Philadelphia, Pa.	FA-11
33	Troy Nolan	FS	6-2	200	25	4	Arizona State	Woodland Hills, Calif.	D7-09
36	Alan Ball	CB	6-2	191	27	5	Illinois	Houston, Mich.	UFA-12 (DAL)
38	Daniel Manning	FS	5-11	210	29	7	Abilene Christian	Corcoran, Texas	UFA-11 (CHI)
40	Moran Norris	FB	6-1	255	34	12	Kansas	Detroit, Texas	FA-12
42	Torri Williams	CB	6-2	205	25	1	Purdue	Cedar Park, Texas	CFA-10
44	Ben Tate	RB	5-11	215	23	3	Auburn	Salisbury, Md.	D2-10
45	Keyaron Fox	LB	6-3	228	30	9	Georgia Tech	Atlanta, Ga.	FA-12
46	Jon Weeks	LS	5-10	248	26	3	Baylor	Bethpage, N.Y.	FA-10
50	Bryan Braman	OLB	6-5	251	24	2	Texas A&M	Sackville, Wash.	CFA-11
52	Tim Robbins	ILB	6-1	236	29	7	Iowa State	Nashville, Tenn.	FA-11
53	Bradie James	ILB	6-2	240	31	10	LSU	Monroe, La.	UFA-12 (DAL)
54	Master Alexander	ILB	6-3	252	24	2	Florida State	Aldine, Texas	CFA-11
55	Chris Myers	C	6-4	290	30	8	Miami (Fla.)	Miami, Fla.	T-08 (DEN)
56	Brian Cushing	ILB	6-3	255	25	4	Southern California	Park Ridge, N.J.	D1-09
57	Jesse Nading	OLB	6-5	257	23	4	Colorado State	Highlands Ranch, Colo.	CFA-08
58	Brooks Reed	OLB	6-3	257	25	2	Arizona	Phoenix, Ariz.	D2a-11
62	Antoine Caldwell	G	6-3	315	26	4	Alabama	Montgomery, Ala.	D3-09
640	Kasey Studdard	G	6-3	304	28	6	Texas	Lone Tree, Colo.	D6-07
66	Andrew Gardner	T	6-6	309	26	3	Georgia Tech	Tyrone, Ga.	FA-11
70	Cody Wallace	C	6-4	307	27	3	Texas A&M	Cuero, Texas	FA-10
71	Shelley Smith	G	6-4	304	25	3	Colorado State	Phoenix, Ariz.	D6a-10
74	Wade Smith	G	6-4	307	31	10	Memphis	Dallas, Texas	UFA-10 (KC)
75	Derek Newton	G	6-6	318	24	2	Arkansas State	Utica, Miss.	D7a-11
76	Duane Brown	T	6-4	320	26	5	Virginia Tech	Richmond, Va.	D1-08
78	Rashad Butler	T	6-4	307	29	7	Miami (Fla.)	West Palm Beach, Fla.	W-07 (CAR)
80	Andre Johnson	WR	6-3	230	31	10	Miami (Fla.)	Miami, Fla.	D1-03
81	Owen Daniels	TE	6-3	249	29	7	Wisconsin	Naperville, Ill.	D4-06
83	Kevin Walter	WR	6-3	218	30	10	Eastern Michigan	Vernon Hills, Ill.	RFA-06 (CIN)
86	James Cassady	FB	6-3	240	27	4	Rice	Azle, Texas	D5-09
88	Garrett Graham	TE	6-3	240	25	3	Wisconsin	Brick, N.J.	D4b-10
89	Bryant Johnson	WR	6-3	214	31	10	Penn State	Baltimore, Md.	FA-11
91	Ra'Shon Harris	NT	6-5	301	25	2	Oregon	Pensacola, Fla.	FA-11
92	Earl Mitchell	NT	6-3	300	24	3	Arizona	Galena Park, Texas	D3-10
94	Antonio Smith	DE	6-4	284	30	8	Oklahoma State	Oklahoma City, Okla.	UFA-09 (ARI)
95	Shaun Cody	NT	6-4	307	29	8	Southern California	Hacienda Heights, Calif.	UFA-09 (DET)
96	Tim Jamsin	DE	6-3	285	26	4	Michigan	Harvey, Ill.	CFA-09
97	Mitch King	DE	6-2	280	26	1	Iowa	Burlington, Iowa	FA-12
98	Connor Barwin	OLB	6-4	268	25	4	Cincinnati	Detroit, Mich.	D2-09
99	J.J. Watt	DE	6-5	295	23	2	Wisconsin	Pewaukee, Wisc.	D1-11
<b>DRAFTED (8)</b>									
79	Brooks, Brandon	G	6-5	346	22	R	Miami (Ohio)	Milwaukee, Wisc.	D3b-12
4	Bullock, Randy	DE	5-9	208	22	R	Texas A&M	Klein, Texas	D5-12
93	Crick, Jared	DE	6-4	276	22	R	Nebraska	Cozad, Neb.	D4c-12
60	Jones, Ben	C	6-3	303	23	R	Georgia	Centreville, Ala.	D4a-12
82	Martin, Keshawn	WR	5-11	194	22	R	Michigan State	Inkster, Mich.	D4b-12
59	Mercilus, Whitney	OLB	6-4	254	21	R	Illinois	Akron, Ohio	D1-12
67	Mondek, Nick	T	6-5	304	23	R	Purdue	Naperville, Ill.	D6-12
11	Posey, DeVier	WR	6-1	208	22	R	Ohio State	Cincinnati, Ohio	D3a-12
<b>UNDRAFTED ROOKIES (18)</b>									
7	Case Keenum	QB	6-1	209	24	R	Houston	Abilene, Texas	CFA-12
30	Davin Meggett	RB	5-8	215	22	R	Maryland	Clinton, Md.	CFA-12
35	Eddie Pleasants	SS	5-10	210	23	R	Oregon	Compton, Calif.	CFA-12
43	Jonathan Grimes	RB	5-10	209	22	R	William & Mary	Willingboro, N.J.	CFA-12
48	Phillip Surupaw	TE	6-5	280	22	R	Quincy Baptist	Katy, Texas	CFA-12
49	Greg Williams	ILB	6-1	243	23	R	Pittsburgh	Naples, Fla.	CFA-12
63	D.J. Bryant	OLB	6-3	253	23	R	James Madison	Baltimore, Md.	CFA-12
64d	Delano Johnson	DE	6-4	280	24	R	Bowie State	Baltimore, Md.	CFA-12
65	Keith Browner	DE	6-4	279	24	R	California	Los Angeles, Calif.	CFA-12
67	Cody White	G	6-3	301	24	R	Illinois State	Columbus, Ohio	CFA-12
68	Rennie Moore	OLB	6-3	261	23	R	Clemson	St. Marys, Ga.	CFA-12
72	David Hunter	TE	6-2	280	22	R	Houston	Houston, Texas	CFA-12
73	Hebron Fangupo	NT	6-0	324	27	R	BYU	Santa Ana, Calif.	CFA-12
77	Nathan Menkin	T	6-4	296	23	R	Mary Hardin-Baylor	Lago Vista, Texas	CFA-12
84	Mario Louis	WR	6-0	200	23	R	Grambling State	New Orleans, La.	CFA-12
85	Logan Brock	TE	6-3	248	23	R	Texas Christian	Copperas Cove, Texas	CFA-12
87	Jerrell Jackson	WR	6-0	192	22	R	Missouri	Houston, Texas	CFA-12
90	Shawn Louiseau	ILB	6-0	239	22	R	Merrimack	Shrewsbury, Mass.	CFA-12
<b>Active/Non-Football Injury (1)</b>									
61	Thomas Austin	C	6-4	308	25	2	Clemson	Camden, S.C.	W-11 (NE)
<b>Active/Non-Football Illness (1)</b>									
2	Brett Hartmann	P	6-2	207	24	2	Central Michigan	Menomonee Falls, Wisc.	CFA-11
<b>Active/Physically Unable To Perform (1)</b>									
51	Darryl Sharpton	ILB	5-11	234	24	3	Miami (Fla.)	Coral Gables, Fla.	D4a-10
<b>Reserve/Did Not Report (1)</b>									
	Dwight Jones	WR	6-3	230	23	R	North Carolina	Burlington, N.C.	CFA-12

## PRONUNCIATION GUIDE

<b>Bryan Braman</b> BRAY-man
<b>Hebron Fangupo</b> HE-brawn fain-GOO-po
<b>Jerrell Jackson</b> JER-el
<b>Lestlar Jean</b> LESS-TAR JEEN
<b>Shiloh Keo</b> SHY-lo K-yo
<b>Mario Louis</b> LEWIS
<b>Shawn Louiseau</b> low-EE-zo
<b>Jeff Maehl</b> MAIL
<b>Keshawn Martin</b> DAY-vin MEGG-it
<b>Davin Meggett</b> DAY-vin MEGG-it
<b>Sherrick McManis</b> SHARE-rick mick-MAN-us
<b>DeVier Posey</b> Duh-VEER PO-Z
<b>Glover Quin</b> GLOW-ver
<b>Matt Schaub</b> SHOBB



# HOW THE TEXANS WERE BUILT

Year	College Draft (31)	Trades (2)	Free Agents (30)
2003	WR Andre Johnson (1)		
5-11, 4th, AFC South			
2004			
7-9, 3rd, AFC South			
2005			
2-14, 4th, AFC South			
2006	TE Owen Daniels (4)		WR Kevin Walter (RFA-CIN)
6-10, 4th, AFC South			
2007		QB Matt Schaub (ATL)	T Rashad Butler (W-CAR)
8-8, 4th, AFC South			
2008	T Duane Brown (1)	C Chris Myers (DEN)	OLB Jesse Nading (CFA)
8-8, 3rd, AFC South			
2009	ILB Brian Cushing (1) OLB Connor Barwin (2) G Antoine Caldwell (3) SS Glover Quin (4a) FB James Casey (5) CB Brice McCain (6) FS Troy Nolan (7)		NT Shaun Cody (UFA-DET) RB Arian Foster (CFA) DE Tim Jamison (CFA) DE Antonio Smith (UFA-ARI)
9-7, 2nd, AFC South			
2010	CB Kareem Jackson (1) RB Ben Tate (2) NT Earl Mitchell (3) ILB Darryl Sharpton (4a) TE Garrett Graham (4b) CB Sherrick McManis (5) C Shelley Smith (6a) WR Trindon Holliday (6b)		G Wade Smith (UFA-KC) LS Jon Weeks (FA)
6-10, 3rd, AFC South			
2011	DE J.J. Watt (1) OLB Brooks Reed (2a) CB Brandon Harris (2b) CB Roc Carmichael (4) FS Shiloh Keo (5a) QB T.J. Yates (5b) T Derek Newton (7a)		ILB Mister Alexander (CFA) C Thomas Austin (W-NE) OLB Bryan Braman (CFA) S Quintin Demps (FA) ILB Tim Dobbins (FA) T Andrew Gardner (FA) DT Ra'Shon Harris (FA) P Brett Hartmann (CFA) WR Juaquin Iglesias (FA) WR Lestar Jean (CFA) WR Bryant Johnson (FA) CB Johnathan Joseph (UFA-CIN) WR Jeff Maehl (CFA) FS Danieal Manning (UFA-CHI) FB Derrell Smith (CFA) C Cody Wallace (FA) CB Torri Williams (FA)
10-6 AFC South Champions			
2012	OLB Whitney Mercilus (1) WR DeVier Posey (3a) G Brandon Brooks (3b) C Ben Jones (4a) WR Keshawn Martin (4b) DE Jared Crick (4c) K Randy Bullock (5) T Nick Mondek (6)		CB Alan Ball (UFA-DAL) QB John Beck (FA) TE Logan Brock (CFA) DE Keith Browner (FA) OLB D.J. Bryant (CFA) NT Hebron Fangup (CFA) RB Justin Forsett (UFA-SEA) LB Keyaron Fox (FA) K Shayne Graham (FA) RB Jonathan Grimes (CFA) DE David Hunter (CFA) WR Jerrell Jackson (CFA) ILB Bradie James (UFA-DAL) DE Delano Johnson (CFA) P Donnie Jones (UFA-STL) WR Dwight Jones (CFA) QB Case Keenum (CFA) ILB Shawn Loiseau (CFA) WR Mario Louis (CFA) RB Davin Meggett (CFA) T Nathan Menkin (CFA) OLB Rennie Moore (CFA) FB Moran Norris (FA) SS Eddie Pleasant (CFA) TE Phillip Supernaw (CFA) G Cody White (CFA) ILB Greg Williams (CFA)



# RELIANT STADIUM

The city of Houston always has been on the cutting edge of stadium development. Houston first introduced the Astrodome, which opened in 1965 as the world's first domed stadium. The trend continued in 2002 with the debut of Reliant Stadium.

The first NFL stadium with a retractable roof, Reliant Stadium opened for business on Aug. 24, 2002, as the Texans hosted the Miami Dolphins in the preseason. Houston's regular-season debut against Dallas on Sept. 8 was televised nationally on ESPN. The Texans stunned the Cowboys 19-10 before a raucous crowd, unveiling a gameday atmosphere that would become a staple throughout the Texans' history.

Counting preseason games, the Texans have played to 101 consecutive sellouts. They set a team record in 2011 with 571,969 fans during the regular season, an average of 71,496 per game. The Texans' largest crowd through 10 seasons was 71,725 for their Wild Card playoff victory over the Cincinnati Bengals in January 2012, the largest non-Super Bowl football crowd in the city's history.

Speaking of the Super Bowl, the world's biggest sports spectacle returned to Houston for the first time in 30 years in 2004 as Reliant Stadium hosted a memorable Super Bowl XXXVIII between the New England Patriots and Carolina Panthers. The Patriots won 32-29 on Adam Vinatieri's 41-yard field goal with four seconds remaining before a crowd of 71,525. The event also featured elaborate pregame and halftime shows featuring the likes of Aerosmith, Beyoncé, Kid Rock, P. Diddy, Nelly, Toby Keith and Willie Nelson.

Reliant Stadium has hosted numerous college football games, including three Houston Bowls and the 2002 and 2005 Big 12 Championship Games. The stadium also has played host to the 2006-10 Texas Bowls, 2011 Meineke Car Care Bowl of Texas and 2007 East-West Shrine Game. Reliant Stadium housed the NCAA Men's Basketball Tournament Sweet 16 in 2008 and 2010 and hosted the Final Four in 2011. The Final Four will return in 2016.

Reliant Stadium also has become one of the nation's leading soccer venues. The U.S. Men's National Soccer Team hosted Mexico in May 2003 in the two teams' first match since their 2002 World Cup meeting. In 2005, Reliant Stadium hosted the championship matches of the Mexican League's InterLiga qualification competition. The stadium hosted another U.S.-Mexico match and a Mexico-Belize World Cup qualifier in 2008 and hosted matches in the CONCACAF Gold Cup in 2005, 2007 and 2009 as well as the Gold Cup semifinals in 2011.

The Houston Livestock Show & Rodeo continued to play to a packed house in 2012, boasting such acts as Kid Rock, Lady

Antebellum, John Legend, Enrique Iglesias, ZZ Top, Reba McEntire, the Zac Brown Band, Jason Aldean, Train, Brad Paisley and Alan Jackson. Reliant Stadium also has played host to concerts by U2, The Rolling Stones, Metallica, George Strait and Kenny Chesney, and premier events including WrestleMania XXV, Disney on Ice and the Ringling Bros. and Barnum & Bailey Circus.

Ground broke on Reliant Stadium on March 9, 2000. The stadium, covering 1.9 million square feet, features 44,000 seats on the sideline. There are 8,400 club seats and 195 suites, along with 10 party suites on the 300 level.

With the innovation of the retractable roof, Houston returned to outdoor NFL action in 2002 for the first time since Super Bowl VIII at Rice Stadium in 1974. The roof is made of translucent, Teflon-coated fiberglass fabric and takes 10 minutes to open and close. When it opens, the roof splits at the 50-yard line and docks in the end zones.

The climate-controlled stadium also features a natural grass-playing surface. The grass is grown on eight-foot square trays, then transported to the stadium.

Reliant Stadium features an open view of the playing field from the main concourse and on the club level. The main concourse is 40 feet wide, which makes it one of the largest in the NFL. Each concession stand has multiple televisions that enable Texans fans to stay on top of the action.

The Texans' front office is located on the south end of the stadium, enabling the club's day-to-day operations to be under one roof. Players report to the stadium to take part in film sessions, practice, treatment and training. The 10,000-square-foot weight room is among the largest in the League. The players also can take advantage of a three-lane lap pool.

Houston's working media has its own offices and library on the ground level of Reliant Stadium. Texans head coach Gary Kubiak conducts his weekly press conference and post-game press conferences in one of the team's media auditoriums on the ground level. The stadium's press box is located on the eighth level of the stadium's west side, flanking Kirby Drive.

Across the street, the Methodist Training Center features three outdoor grass practice fields. One field is lit for night sessions during training camp. The Methodist Training Center also features an indoor practice field outfitted with FieldTurf. The air-supported structure offers the team a seamless transition from outdoor to indoor practice in case of inclement weather. The state-of-the-art facility also doubles as the team's training camp headquarters.



*The Texans have played to 101 consecutive sellouts and set a team record in 2011 with 571,969 fans during the regular season, an average of 71,496 per game. The stadium also has played host to the Meineke Care Care Bowl of Texas since 2006, the 2007 East-West Shrine Game, the 2011 NCAA Men's Final Four, Super Bowl XXXVIII, Wrestlemania XXI, Rodeo Houston and many, many other large-scale events. The NCAA Men's Final Four will return to the building in 2016.*

# 2012 COMPOSITE NFL SCHEDULE

(Games grouped by start times and listed alphabetically by home team; ALL TIMES CENTRAL)

## HALL OF FAME GAME SUNDAY, AUGUST 5

Arizona vs. New Orleans (Canton, Ohio)..... 7:00 p.m.

## PRESEASON WEEK 2 THURSDAY, AUGUST 9

Green Bay at San Diego..... 6:00 p.m.  
Baltimore at Atlanta..... 6:30 p.m.  
New Orleans at New England..... 6:30 p.m.  
Pittsburgh at Philadelphia..... 6:30 p.m.  
Green Bay at San Diego..... 7:00 p.m.  
Denver at Chicago..... 7:30 p.m.

## FRIDAY, AUGUST 10

N.Y. Jets at Cincinnati..... 6:30 p.m.  
Cleveland at Detroit..... 6:30 p.m.  
N.Y. Giants at Jacksonville..... 6:30 p.m.  
Tampa Bay at Miami..... 6:30 p.m.  
Arizona at Kansas City..... 7:00 p.m.  
Minnesota at San Francisco..... 8:00 p.m.

## SATURDAY, AUGUST 11

Houston at Carolina..... 6:00 p.m.  
Tennessee at Seattle..... 9:00 p.m.

## SUNDAY, AUGUST 12

St. Louis at Indianapolis..... 12:30 p.m.

## MONDAY, AUGUST 13

Dallas at Oakland..... 7:00 p.m.

## PRESEASON WEEK 3

### THURSDAY, AUGUST 16

Cincinnati at Atlanta..... 7:00 p.m.  
Cleveland at Green Bay..... 7:00 p.m.

### FRIDAY, AUGUST 17

Tennessee at Tampa Bay..... 6:30 p.m.  
Detroit at Baltimore..... 7:00 p.m.  
Miami at Carolina..... 7:00 p.m.  
Buffalo at Minnesota..... 7:00 p.m.  
Oakland at Arizona..... 9:00 p.m.

### SATURDAY, AUGUST 18

N.Y. Giants at N.Y. Jets..... 6:00 p.m.  
Washington at Chicago..... 7:00 p.m.  
San Francisco at Houston..... 7:00 p.m.  
Jacksonville at New Orleans..... 7:00 p.m.  
Kansas City at St. Louis..... 7:00 p.m.  
Seattle at Denver..... 8:00 p.m.  
Dallas at San Diego..... 8:00 p.m.

### SUNDAY, AUGUST 19

Indianapolis at Pittsburgh..... 7:00 p.m.

### MONDAY, AUGUST 20

Philadelphia at New England..... 7:00 p.m.

## PRESEASON WEEK 4

### THURSDAY, AUGUST 23

Green Bay at Cincinnati..... 6:00 p.m.  
Jacksonville at Baltimore..... 6:30 p.m.  
Arizona at Tennessee..... 7:00 p.m.

### FRIDAY, AUGUST 24

Philadelphia at Cleveland..... 6:30 p.m.  
Atlanta at Miami..... 6:30 p.m.  
Seattle at Kansas City..... 7:00 p.m.  
San Diego at Minnesota..... 7:00 p.m.  
Chicago at N.Y. Giants..... 7:00 p.m.

### SATURDAY, AUGUST 25

Indianapolis at Washington..... 3:00 p.m.  
Pittsburgh at Buffalo..... 6:00 p.m.  
Detroit at Oakland..... 6:00 p.m.  
New England at Tampa Bay..... 6:30 p.m.  
St. Louis at Dallas..... 7:00 p.m.  
Houston at New Orleans..... 7:00 p.m.

### SUNDAY, AUGUST 26

San Francisco at Denver..... 3:00 p.m.  
Carolina at N.Y. Jets..... 7:00 p.m.

## PRESEASON WEEK 5

### WEDNESDAY, AUGUST 29

New England at N.Y. Giants..... 6:30 p.m.  
Tampa Bay at Washington..... 6:30 p.m.  
Miami at Dallas..... 7:30 p.m.

### THURSDAY, AUGUST 30

Atlanta at Jacksonville..... 5:30 p.m.  
N.Y. Jets at Philadelphia..... 5:35 p.m.  
Buffalo at Detroit..... 6:00 p.m.  
Kansas City at Green Bay..... 6:00 p.m.  
Minnesota at Houston..... 6:00 p.m.  
Cincinnati at Indianapolis..... 6:00 p.m.  
New Orleans at Tennessee..... 6:00 p.m.  
Chicago at Cleveland..... 6:30 p.m.  
Carolina at Pittsburgh..... 6:30 p.m.  
Baltimore at St. Louis..... 7:00 p.m.  
San Diego at San Francisco..... 9:00 p.m.  
Oakland at Seattle..... 9:00 p.m.  
Denver at Arizona..... 10:00 p.m.

## REGULAR SEASON

### WEDNESDAY, SEPTEMBER 5

(KICKOFF WEEKEND)  
Dallas at N.Y. Giants..... 7:30 p.m.

### SUNDAY, SEPTEMBER 9

Indianapolis at Chicago..... Noon  
Philadelphia at Cleveland..... Noon  
St. Louis at Detroit..... Noon  
Miami at Houston..... Noon

Atlanta at Kansas City..... Noon  
Jacksonville at Minnesota..... Noon  
Washington at New Orleans..... Noon  
Buffalo at N.Y. Jets..... Noon  
New England at Tennessee..... Noon  
Seattle at Arizona..... 3:25 p.m.  
San Francisco at Green Bay..... 3:25 p.m.  
Carolina at Tampa Bay..... 3:25 p.m.  
Pittsburgh at Denver..... 7:20 p.m.

### MONDAY, SEPTEMBER 10

Cincinnati at Baltimore..... 6:00 p.m.  
San Diego at Oakland..... 9:15 p.m.

### THURSDAY, SEPTEMBER 13

(SECOND WEEKEND)  
Chicago at Green Bay..... 7:20 p.m.

### SUNDAY, SEPTEMBER 16

Kansas City at Buffalo..... Noon  
New Orleans at Carolina..... Noon  
Cleveland at Cincinnati..... Noon  
Minnesota at Indianapolis..... Noon  
Houston at Jacksonville..... Noon  
Arizona at New England..... Noon  
Tampa Bay at N.Y. Giants..... Noon  
Baltimore at Philadelphia..... Noon  
Washington at St. Louis..... 3:05 p.m.  
Dallas at Seattle..... 3:05 p.m.  
Oakland at Miami..... 3:25 p.m.  
N.Y. Jets at Pittsburgh..... 3:25 p.m.  
Tennessee at San Diego..... 3:25 p.m.  
Detroit at San Francisco..... 7:20 p.m.

### MONDAY, SEPTEMBER 17

Denver at Atlanta..... 7:30 p.m.

### THURSDAY, SEPTEMBER 20

(THIRD WEEKEND)  
N.Y. Giants at Carolina..... 7:20 p.m.

### SUNDAY, SEPTEMBER 23

St. Louis at Chicago..... Noon  
Buffalo at Cleveland..... Noon  
Tampa Bay at Dallas..... Noon  
Jacksonville at Indianapolis..... Noon  
N.Y. Jets at Miami..... Noon  
San Francisco at Minnesota..... Noon  
Kansas City at New Orleans..... Noon  
Detroit at Tennessee..... Noon  
Cincinnati at Washington..... Noon  
Philadelphia at Arizona..... 3:05 p.m.

Atlanta at San Diego..... 3:05 p.m.  
Houston at Denver..... 3:25 p.m.  
Pittsburgh at Oakland..... 3:25 p.m.  
New England at Baltimore..... 7:20 p.m.

### MONDAY, SEPTEMBER 24

Green Bay at Seattle..... 7:30 p.m.

### THURSDAY, SEPTEMBER 27

#### (FOURTH WEEKEND)

(Byes: Indianapolis, Pittsburgh)  
Cleveland at Baltimore..... 7:20 p.m.

### SUNDAY, SEPTEMBER 30

Carolina at Atlanta..... Noon  
New England at Buffalo..... Noon  
Minnesota at Detroit..... Noon  
Tennessee at Houston..... Noon  
San Diego at Kansas City..... Noon  
San Francisco at N.Y. Jets..... Noon  
Seattle at St. Louis..... Noon  
Miami at Arizona..... 3:05 p.m.  
Cincinnati at Jacksonville..... 3:05 p.m.  
Oakland at Denver..... 3:05 p.m.  
New Orleans at Green Bay..... 3:25 p.m.  
Washington at Tampa Bay..... 3:25 p.m.  
N.Y. Giants at Philadelphia..... 7:20 p.m.

### MONDAY, OCTOBER 1

Chicago at Dallas..... 7:30 p.m.

### THURSDAY, OCTOBER 4

#### (FIFTH WEEKEND)

(Byes: Dallas, Detroit, Oakland, Tampa Bay)

Arizona at St. Louis..... 7:20 p.m.

### SUNDAY, OCTOBER 7

Miami at Cincinnati..... Noon  
Green Bay at Indianapolis..... Noon  
Baltimore at Kansas City..... Noon  
Tennessee at Minnesota..... Noon  
Cleveland at N.Y. Giants..... Noon  
Philadelphia at Pittsburgh..... Noon  
Atlanta at Washington..... Noon  
Seattle at Carolina..... 3:05 p.m.  
Chicago at Jacksonville..... 3:05 p.m.  
Denver at New England..... 3:25 p.m.  
Buffalo at San Francisco..... 3:25 p.m.  
San Diego at New Orleans..... 7:20 p.m.

### MONDAY, OCTOBER 8

Houston at N.Y. Jets..... 7:30 p.m.

### THURSDAY, OCTOBER 11

#### (SIXTH WEEKEND)

(Byes: Carolina, Chicago, Jacksonville, New Orleans)

Pittsburgh at Tennessee..... 7:20 p.m.

### SUNDAY, OCTOBER 14

Oakland at Atlanta..... Noon  
Dallas at Baltimore..... Noon  
Cincinnati at Cleveland..... Noon  
St. Louis at Miami..... Noon  
Indianapolis at N.Y. Jets..... Noon  
Detroit at Philadelphia..... Noon  
Kansas City at Tampa Bay..... Noon  
Buffalo at Arizona..... 3:05 p.m.  
New England at Seattle..... 3:05 p.m.  
N.Y. Giants at San Francisco..... 3:25 p.m.  
Minnesota at Washington..... 3:25 p.m.  
Green Bay at Houston..... 7:20 p.m.

### MONDAY, OCTOBER 15

Denver at San Diego..... 7:30 p.m.

### THURSDAY, OCTOBER 18

#### (SEVENTH WEEKEND)

(Byes: Atlanta, Denver, Kansas City, Miami, Philadelphia, San Diego)

Seattle at San Francisco..... 7:20 p.m.

### SUNDAY, OCTOBER 21

Tennessee at Buffalo..... Noon  
Dallas at Carolina..... Noon



# 2012 COMPOSITE NFL SCHEDULE

Baltimore at Houston.....	Noon
Cleveland at Indianapolis.....	Noon
Arizona at Minnesota.....	Noon
Washington at N.Y. Giants.....	Noon
Green Bay at St. Louis.....	Noon
New Orleans at Tampa Bay.....	Noon
N.Y. Jets at New England.....	3:25 p.m.
Jacksonville at Oakland.....	3:25 p.m.
Pittsburgh at Cincinnati.....	7:20 p.m.

## THURSDAY, OCTOBER 25

### (EIGHTH WEEKEND)

(Byes: Baltimore, Buffalo, Cincinnati, Houston)

Tampa Bay at Minnesota.....	7:20 p.m.
-----------------------------	-----------

**SUNDAY, OCTOBER 28**

Carolina at Chicago.....	Noon
San Diego at Cleveland.....	Noon
Seattle at Detroit.....	Noon
Jacksonville at Green Bay.....	Noon
Miami at N.Y. Jets.....	Noon
Atlanta at Philadelphia.....	Noon
Washington at Pittsburgh.....	Noon
New England at St. Louis (London).....	Noon
Indianapolis at Tennessee.....	Noon
Oakland at Kansas City.....	3:05 p.m.
N.Y. Giants at Dallas.....	3:25 p.m.
New Orleans at Denver.....	7:20 p.m.

## MONDAY, OCTOBER 29

San Francisco at Arizona.....	7:30 p.m.
-------------------------------	-----------

## THURSDAY, NOVEMBER 1

### (NINTH WEEKEND)

(Byes: New England, N.Y. Jets, St. Louis, San Francisco)

Kansas City at San Diego.....	7:20 p.m.
-------------------------------	-----------

## SUNDAY, NOVEMBER 4

Denver at Cincinnati.....	Noon
Baltimore at Cleveland.....	Noon
Arizona at Green Bay.....	Noon
<b>Buffalo at Houston.....</b>	<b>Noon</b>
Miami at Indianapolis.....	Noon
Detroit at Jacksonville.....	Noon
Chicago at Tennessee.....	Noon
Carolina at Washington.....	Noon
Tampa Bay at Oakland.....	3:05 p.m.
Minnesota at Seattle.....	3:05 p.m.
Pittsburgh at N.Y. Giants.....	3:25 p.m.
Dallas at Atlanta.....	7:20 p.m.

## MONDAY, NOVEMBER 5

Philadelphia at New Orleans.....	7:30 p.m.
----------------------------------	-----------

## THURSDAY, NOVEMBER 8

### (TENTH WEEKEND)

(Byes: Arizona, Cleveland, Green Bay, Washington)

Indianapolis at Jacksonville.....	7:20 p.m.
-----------------------------------	-----------

## SUNDAY, NOVEMBER 11

Oakland at Baltimore.....	Noon
Denver at Carolina.....	Noon
N.Y. Giants at Cincinnati.....	Noon
Tennessee at Miami.....	Noon
Detroit at Minnesota.....	Noon
Buffalo at New England.....	Noon
Atlanta at New Orleans.....	Noon
San Diego at Tampa Bay.....	Noon
N.Y. Jets at Seattle.....	3:05 p.m.
Dallas at Philadelphia.....	3:25 p.m.
St. Louis at San Francisco.....	3:25 p.m.
<b>Houston at Chicago.....</b>	<b>7:20 p.m.</b>

## MONDAY, NOVEMBER 12

Kansas City at Pittsburgh.....	7:30 p.m.
--------------------------------	-----------

## THURSDAY, NOVEMBER 15

### (ELEVENTH WEEKEND)

(Byes: Minnesota, N.Y. Giants, Seattle, Tennessee)

Miami at Buffalo.....	7:20 p.m.
-----------------------	-----------

## SUNDAY, NOVEMBER 18

Arizona at Atlanta.....	Noon
Tampa Bay at Carolina.....	Noon
Cleveland at Dallas.....	Noon
Green Bay at Detroit.....	Noon
<b>Jacksonville at Houston.....</b>	<b>Noon</b>
Cincinnati at Kansas City.....	Noon
Indianapolis at New England.....	Noon
N.Y. Jets at St. Louis.....	Noon
Philadelphia at Washington.....	Noon
New Orleans at Oakland.....	3:05 p.m.
San Diego at Denver.....	3:25 p.m.
Baltimore at Pittsburgh *.....	7:20 p.m.

## MONDAY, NOVEMBER 19

Chicago at San Francisco.....	7:30 p.m.
-------------------------------	-----------

## THURSDAY, NOVEMBER 22

### (TWELFTH WEEKEND)

<b>Houston at Detroit.....</b>	<b>11:30 a.m.</b>
Washington at Dallas.....	3:25 p.m.
New England at N.Y. Jets.....	7:20 p.m.

## SUNDAY, NOVEMBER 25

Minnesota at Chicago.....	Noon
Oakland at Cincinnati.....	Noon
Pittsburgh at Cleveland.....	Noon
Buffalo at Indianapolis.....	Noon
Tennessee at Jacksonville.....	Noon
Denver at Kansas City.....	Noon
Seattle at Miami.....	Noon
Atlanta at Tampa Bay.....	Noon
Baltimore at San Diego.....	3:05 p.m.
St. Louis at Arizona.....	3:25 p.m.
San Francisco at New Orleans.....	3:25 p.m.
Green Bay at N.Y. Giants *.....	7:20 p.m.

## MONDAY, NOVEMBER 26

Carolina at Philadelphia.....	7:30 p.m.
-------------------------------	-----------

## THURSDAY, NOVEMBER 29

### (THIRTEENTH WEEKEND)

New Orleans at Atlanta.....	7:20 p.m.
-----------------------------	-----------

## SUNDAY, DECEMBER 2

Jacksonville at Buffalo.....	Noon
Seattle at Chicago.....	Noon
Indianapolis at Detroit.....	Noon
Minnesota at Green Bay.....	Noon
Carolina at Kansas City.....	Noon
New England at Miami.....	Noon
Arizona at N.Y. Jets.....	Noon
San Francisco at St. Louis.....	Noon
<b>Houston at Tennessee.....</b>	<b>Noon</b>
Tampa Bay at Denver.....	3:05 p.m.
Pittsburgh at Baltimore.....	3:25 p.m.
Cleveland at Oakland.....	3:25 p.m.
Cincinnati at San Diego.....	3:25 p.m.
Philadelphia at Dallas *.....	7:20 p.m.

## MONDAY, DECEMBER 3

N.Y. Giants at Washington.....	7:30 p.m.
--------------------------------	-----------

## SUNDAY, DECEMBER 6

### (FOURTEENTH WEEKEND)

Denver at Oakland.....	7:20 p.m.
------------------------	-----------

## SUNDAY, DECEMBER 9

St. Louis at Buffalo.....	Noon
Atlanta at Carolina.....	Noon
Dallas at Cincinnati.....	Noon
Kansas City at Cleveland.....	Noon
Tennessee at Indianapolis.....	Noon
N.Y. Jets at Jacksonville.....	Noon
Chicago at Minnesota.....	Noon
San Diego at Pittsburgh.....	Noon
Philadelphia at Tampa Bay.....	Noon
Baltimore at Washington.....	Noon

Miami at San Francisco.....	3:05 p.m.
New Orleans at N.Y. Giants.....	3:25 p.m.
Arizona at Seattle.....	3:25 p.m.
Detroit at Green Bay *.....	7:20 p.m.

## MONDAY, DECEMBER 10

Houston at New England.....	7:30 p.m.
-----------------------------	-----------

## THURSDAY, DECEMBER 13

### (FIFTEENTH WEEKEND)

Cincinnati at Philadelphia.....	7:20 p.m.
---------------------------------	-----------

## SUNDAY, DECEMBER 16

N.Y. Giants at Atlanta.....	Noon
Denver at Baltimore.....	Noon
Green Bay at Chicago.....	Noon
Washington at Cleveland.....	Noon
<b>Indianapolis at Houston.....</b>	<b>Noon</b>
Jacksonville at Miami.....	Noon
Tampa Bay at New Orleans.....	Noon
Minnesota at St. Louis.....	Noon
Detroit at Arizona.....	3:05 p.m.
Seattle at Buffalo (TORONTO).....	3:05 p.m.
Carolina at San Diego.....	3:05 p.m.
Pittsburgh at Dallas.....	3:25 p.m.
Kansas City at Oakland.....	3:25 p.m.
San Francisco at New England *.....	7:20 p.m.

## MONDAY, DECEMBER 17

N.Y. Jets at Tennessee.....	7:30 p.m.
-----------------------------	-----------

## SATURDAY, DECEMBER 23

### (SIXTEENTH WEEKEND)

Atlanta at Detroit.....	7:30 p.m.
-------------------------	-----------

## SUNDAY, DECEMBER 24

N.Y. Giants at Baltimore.....	Noon
Oakland at Carolina.....	Noon
New Orleans at Dallas.....	Noon
Tennessee at Green Bay.....	Noon
<b>Minnesota at Houston.....</b>	<b>Noon</b>
New England at Jacksonville.....	Noon
Indianapolis at Kansas City.....	Noon
Buffalo at Miami.....	Noon
Washington at Philadelphia.....	Noon
Cincinnati at Pittsburgh.....	Noon
St. Louis at Tampa Bay.....	Noon
Cleveland at Denver.....	3:05 p.m.
Chicago at Arizona.....	3:25 p.m.
San Francisco at Seattle.....	3:25 p.m.
San Diego at N.Y. Jets *.....	7:20 p.m.

## SUNDAY, DECEMBER 30

### (SEVENTEENTH WEEKEND)

Tampa Bay at Atlanta.....	Noon
N.Y. Jets at Buffalo.....	Noon
Baltimore at Cincinnati.....	Noon
Chicago at Detroit.....	Noon
<b>Houston at Indianapolis.....</b>	<b>Noon</b>
Green Bay at Minnesota.....	Noon
Miami at New England.....	Noon
Carolina at New Orleans.....	Noon
Philadelphia at N.Y. Giants.....	Noon
Cleveland at Pittsburgh.....	Noon
Jacksonville at Tennessee.....	Noon
Dallas at Washington.....	Noon
Kansas City at Denver.....	3:25 p.m.
Oakland at San Diego.....	3:25 p.m.
Arizona at San Francisco.....	3:25 p.m.
St. Louis at Seattle.....	3:25 p.m.

\* - Sunday night games in Weeks 11-16 subject to change





## MARC VANDERMEER @TexansVoice DIRECTOR OF BROADCASTING PLAY-BY-PLAY VOICE

Marc Vandermeer (@TexansVoice) joined the Texans staff as Director of Radio Broadcasting in June 2012 but has been a team fixture since it began play 10 years ago. Vandermeer has called every snap the Houston Texans have ever taken as the team's play-by-play announcer and served as a co-host of the morning drive show for flagship station KILT SportsRadio 610 AM until May 2012.

In his current role, Vandermeer continues to serve as the "Voice of the Texans" and oversees all aspects of production for Texans All-Access programming on SportsRadio 610 AM. Since the Texans began play, Vandermeer is one of only four current team employees to attend every single game, joining Special Teams Coordinator Joe Marciano, Running Backs Coach Chick Harris and Director of Equipment Services Jay Brunetti.

Vandermeer came to the Texans following a successful three-year run as the play-by-play voice for the

Miami Hurricanes on 560 WQAM. He called the action for the Hurricanes' football and baseball national championship teams in 2001, hosted the athletic program's weekly show, Hurricane Hotline, and filled in on the WQAM Morning Show.

From 1995-99, Vandermeer was the play-by-play voice for the UMass Minutemen and served as the UMass Radio Network Director for WHMP AM/FM. He was promoted to station manager his final year with WHMP.

Vandermeer has also called NCAA Basketball Tournament games for Westwood One Radio and was the play-by-play voice for Central Michigan University from 1992-95. He also serves on the Junior Achievement Board of Directors.

The Boston University alumnus is married to his wife, Corinne, and has a 6-year old son, Luke. He enjoys playing basketball, golfing and sailing in his spare time and is an avid guitar player.



## DREW DOUGHERTY @DoughertyDrew MULTIMEDIA SPECIALIST HOST, TEXANS TV

Drew Dougherty (@DoughertyDrew) is the host of Texans TV and the team's multimedia specialist. He is the on-air talent for the video on the team's website, interviews players and coaches, and also co-hosts the Texans Today podcast with Nick Scurfield.

On Tuesdays from noon to 2 p.m. CST, you can hear him contributing to "Texans All Access" on SportsRadio 610. Dougherty is one of the producers of the wildly popular "On the Nose with Shaun Cody" segment, which can be seen weekly on Tuesdays on HoustonTexans.com. In addition to his duties in front of the camera in English, Dougherty also hosts a weekly segment in Spanish called "Puntos Extra" with color-commentator Enrique Vasquez. Dougherty has been with the Texans since August of 2009.

From 2005 to 2009, Dougherty was the sports director at FOX34 and Telemundo46 in Lubbock. He was one of just a handful of journalists nationwide who broadcasted in both English and Spanish on a daily basis. He also hosted a few weekly coaches shows for the Texas Tech football, baseball and women's basketball teams, including Red Raider Sports with Mike Leach. Dough-

erty handled the TV play-by-play duties when the Lady Raiders and the baseball team were on the air, and he also was the play-by-play voice for the Tech Red vs. Black spring football games, as well as the ASCO West Texas High School Football All Star games each June.

Dougherty's start in television began at Texas Cable News in Dallas. During his four years at TXCN, he produced Ford Sports Talk and Cadillac's Texas Legends in Sports. The latter show featured in-depth profiles of Bum Phillips, Darrell Royal, Ty Murray, Mary Lou Retton, Nolan Ryan and Don Meredith, to name a few. He also filled in as an anchor for the nightly, half-hour long Chevy SportsDay as well as the weekend sportscasts.

He triple-majored in Spanish, Latin American Studies and Print Journalism at Southern Methodist University and also wrote for The Daily Campus and the Park Cities People during his time in college.

Dougherty grew up in Houston rooting for the Oilers, Astros and Rockets, and graduated from Strake Jesuit College Preparatory.

Drew and his wife Vita, and their ferocious wiener dogs Lucy and Randy live in Spring Branch.



# TEXANS ON THE AIR



## **NICK SCURFIELD** @NickScurfield **MANAGING EDITOR OF WEBSITE AND PUBLICATIONS** **HOST, OFF THE TURF WITH SCURF**

Nick Scurfield is in his sixth year with the Texans and second year as managing editor of the team website, [HoustonTexans.com](http://HoustonTexans.com), and all team publications.

Scurfield is the chief contributor of written content for [HoustonTexans.com](http://HoustonTexans.com) and hosts his own weekly podcast on the site, *Off The Turf With Scurf*, and *Texans Daily* with Drew Dougherty. He also plays a large role in the creative content featured on the site, including co-production of the popular *Texans TV Show "On The Nose With Shaun Cody,"* which was featured on NFL Network and ESPN.com during the 2011 season. An avid Tweeter, Scurfield can be found in the Twittersphere @NickScurfield and year-round on the airwaves as a guest on *Texans All-Access* on the flagship partner of the Texans, SportsRadio 610.

Scurfield joined the Texans in 2007 as an intern in the media products department. He was hired full-time in the spring of 2008 as a publications coordinator in charge of producing *Texans Gameday*, the *Texans Yearbook* and *Texans Bulletin*.

Born in Washington, D.C., Scurfield lived in Honolulu, Hawaii, Seattle, Wash. and Long Beach, Miss. growing up. Following his graduation from St. John High School in Gulfport, Miss., Scurfield continued to travel, heading to Los Angeles and the University of Southern California. While at USC, Scurfield worked for the football team as a student operations assistant and volunteered in the sports information department. He graduated in 2007 with a bachelor's degree in English and international relations.

He is single and resides in Houston.

## TEXANS TELEVISION NETWORK



**ABC-13/KTRK-TV** is the official television home of the Houston Texans and the flagship station of the Houston Texans Television Network. The announcers for three of the Texans' 2012 preseason

games will be veteran broadcasters **Joel Meyers** and **Spencer Tillman**. Meyers spent 10 years as a play-by-play voice for NBC's NFL coverage, the NBA, Major League Baseball, the Olympics and golf. He also has extensive play-by-play experience with FOX Sports and ESPN. Tillman, a former San Francisco 49er and Houston Oiler, is a college football analyst for CBS Sports' "College Football Today" and a former host of "NFL Sunday Ticket".

On the sidelines and hosting pregame and postgame coverage will be ABC-13's Eyewitness Sports Team

members **Bob Allen** (Sports Director), **Tim Melton** (Weekend Sports Director), **Bob Slovak** (Sports reporter/anchor) and **David Nuño** (reporter).

ABC-13/KTRK-TV is also home for the Texans' official, season-long weekly pre-game and post-game shows. "EXTRA Points – Houston Texans Edition" airs Saturdays at 6:30 p.m. and is hosted by Melton and Tillman. "Houston Texans: Inside the Game" airs Sundays at 10:35 p.m. and is hosted by Allen. The show features in-studio interviews with Texans players, one-on-one interviews with Texans head coach Gary Kubiak and a recap of each Texans game. Monday nights during the preseason and regular season you can see exclusive postgame analysis with Coach Kubiak.

This segment is hosted by Allen and airs during Eyewitness News at 6 p.m.



**Joel Meyers**  
Play-By-Play



**Spencer Tillman**  
Analyst/Host



**Bob Allen**  
Sports Director/  
Preseason Sideline



# TEXANS RADIO NETWORK



The Houston Texans and CBS RADIO Houston reached a multi-year agreement last October to ensure **SportsRadio 610** and **100.3 KILT-FM** remained the radio home of the Houston Texans through the 2021 NFL season. SportsRadio 610 AM and 100.3 KILT-FM have been the home of the Houston Texans since the team entered play in 2002.

SportsRadio 610 broadcasts three-hour pregame and postgame shows before and after every Texans game. The Texans Radio Network broadcast team of **Marc Vandermeer** and **Andre Ware** will continue to provide play-by-play and game analysis as they have done for the past 10 years, along with **Rich Lord** on the sidelines.

Texans fans are guaranteed more than 15 hours of dedicated Houston Texans programming every week during football season, including in excess of five hours on Mondays as part of "Texans Monday" and a two-hour "Texans Tonight" show every weeknight from 6-8 p.m. CST on SportsRadio 610, and streaming online at [www.cbshoustontx.com](http://www.cbshoustontx.com) and via the Radio.com app for a variety of mobile devices.

The AM sports radio station broadcasts a 60-minute condensed version on each Sunday's game on Tues-

days from 8-9 p.m. CST and airs a "Texans Friday Lunch" from Noon-1 p.m. CST on Fridays throughout the season.

SportsRadio 610 airs a "Texans Weekly" show on Tuesdays from 1-3 p.m. CST throughout the offseason. The station is also the exclusive home of Houston Texans NFL Draft coverage, with 16 hours of live on-site coverage from Reliant Stadium throughout the draft, and of Houston Texans Training Camp, with daily live broadcasts from the Methodist Training Center throughout training camp.



**Marc Vandermeer**  
*Play-By-Play*

**Andre Ware**  
*Analyst*

**Rich Lord**  
*Sideline Reporter*

## TEXANS SPANISH-LANGUAGE RADIO



**KLAT La Tremenda 1010 AM** is the flagship Spanish-language radio broadcaster of the Houston Texans for the 10th consecutive season. Representing 44 percent of Houston's population, the Hispanic community offers a huge fan base for the Texans.

La Tremenda 1010 AM is owned and operated by Univision Communications Inc., the premier Spanish-language media company in the United States. Univision Radio's portfolio includes 70 owned and operated stations in 17 markets including all 10 top markets that reach 16 million listeners a week.

**Enrique Vasquez** is in his 11th season on the Texans Spanish radio broadcast and will serve as the play-by-play for the 2012 season. Vasquez had served on the broadcast as color commentator since the team's inaugural season in 2002.

Vasquez began his career in sports radio and television, in 1992 as a color analyst on the Houston Oilers Spanish Radio broadcast where he remained through the 1995 season. He has handled play-by-play duties for Fox Sports Americas on the network's international coverage of the NFL game of the week as well as Super Bowl XXXI and XXXII.

From 1998-01 Vasquez served as play-by-play an-

nouncer on the Dallas Cowboys Spanish radio broadcast, on select preseason game broadcasts as well as color commentator during the 2000 and 2001 seasons. He is also a regular contributor on [houstontexans.com](http://houstontexans.com) in both the English and Spanish.

**Jose Padron** enters his first season on the Texans Spanish radio broadcast and will serve as color commentator in 2012.

**Fernando Hernandez** enters his eighth season on the Texans Spanish Radio Broadcast. His duties include in-game analysis and contributing to "The Texans Show" Mondays at 5 p.m. CST via Univision America 1010AM.



**Jose Padron**  
*Analyst*

**Fernando Hernandez**  
*Analyst/Producer*

**Enrique Vasquez**  
*Play-By-Play*





# FOX SPORTS HOUSTON

**FSHOUSTON.** FOX Sports Houston is part of FSN's group of 16 owned and operated affiliated regional networks. Producing more than 300 live events annually, FOX Sports Houston is the leading provider of Houston sports.

FOX Sports Houston reaches approximately 4.2 million cable and satellite homes in Houston and surrounding markets in Texas and Louisiana. The regional sports

network offers a strong lineup of local sports programming and is the home for Houston Astros and Houston Rockets games, Houston Texans weekly shows during the NFL season, coverage of Big 12 Conference events (including football and basketball), local high school games, local college coaches shows and customized regional shows and specials.

## TEXANS RADIO AND PRESEASON TELEVISION AFFILIATES

City	RADIO	
	Station	Channel
Alpine, Texas	KVLF	1240 AM
Athens, Texas	KLVQ	1410 AM
Austin, Texas	KVET-AM	1300 AM
Beaumont, Texas	KOGT	1600 AM
Big Spring, Texas	KBYG	1400 AM
Brenham, Texas	KWHI	1280 AM
	KTEX	106 FM
Bryan, Texas	KZNE	1150 AM
Carthage, Texas	KGAS	1590 AM
		104.3 FM
College Station, Texas	KZNE	1150 AM
Corpus Christi, Texas	KSIX	1230 AM
Henderson, Texas	KWRD-AM	1470 AM
Kerrville, Texas	KHLB	99.9 FM
Killeen, Texas	KTEM	1400 AM
Liberty, Texas	KSHN	99.9 FM
Livingston, Texas	KETX	92.3 FM
Longview, Texas	KEES	1430 AM
Lubbock, Texas	KJDL	105.3 FM
Lufkin, Texas	KSML	1260 AM
Marshall, Texas	KMHT	1450 AM
		103.9 FM
Midland, Texas	KCRS	550 AM
Nacogdoches, Texas	KSML	1260 AM
Navasota, Texas	KWBC	1550AM
New Braunfels, Texas	KGNB	1420 AM
Odessa, Texas	KCRS	550 AM
Orange, Texas	KOGT	1600 AM
San Angelo, Texas	KKSA	1260 AM
San Antonio, Texas	KZDC	1250 AM
San Marcos, Texas	KGNB	1420 AM
Temple, Texas	KTEM	1400 AM
Tyler, Texas	KLVQ	1410 AM
The Valley (McAllen, Brownsville, Weslaco)	KURV	840 AM
Waco, Texas	KTEM	1400 AM

City	TELEVISION	
	Channel	Station
Houston, Texas	13	KTRK (ABC)
Alexandria, Texas	48	WNTZ (FOX)
Austin, Texas	24	KVUE (ABC)
Beaumont, Texas	12	KBMT (ABC)
Bryan, Texas	6	KCEN (NBC)
College Station, Texas	6	KCEN (NBC)
Corpus Christi, Texas	10	KZTV (CBS)
El Paso, Texas	9	KTSM (NBC)
Laredo, Texas	39	KXOF (FOX)
McAllen, Texas	2	KFXV (FOX)
Midland/Odessa, Texas	24	KPEJ (FOX)
Nacogdoches, Texas	56	KETK (NBC)
San Antonio, Texas	12	KSAT (ABC)
Tyler, Texas	56	KETK (NBC)
Victoria, Texas	17.2	KMOL (ABC)
Waco/Temple, Texas	6	KCEN (NBC)



# 2012 HOUSTON TEXANS SCHEDULE

## PRESEASON

Day	Date	Opponent	TV	Time (CT)
Saturday	Aug. 11	at Carolina Panthers	KTRK	6:00 pm
Saturday	Aug. 18	<b>SAN FRANCISCO 49ERS</b>	KTRK	7:00 pm
Saturday	Aug. 25	at New Orleans Saints #	CBS	7:00 pm
Thursday	Aug. 30	<b>MINNESOTA VIKINGS</b>	KTRK	6:00 pm

## REGULAR SEASON

Day	Date	Opponent	TV	Time (CT)
Sunday	Sept. 9	<b>MIAMI DOLPHINS</b>	CBS	Noon
Sunday	Sept. 16	at Jacksonville Jaguars	CBS	Noon
Sunday	Sept. 23	at Denver Broncos	CBS	3:25 pm
Sunday	Sept. 30	<b>TENNESSEE TITANS</b>	CBS	Noon
Monday	Oct. 8	at New York Jets #	ESPN	7:30 pm
Sunday	Oct. 14	<b>GREEN BAY PACKERS #</b>	NBC	7:20 pm
Sunday	Oct. 21	<b>BALTIMORE RAVENS</b>	CBS	Noon
Sunday	Oct. 28	BYE WEEK		
Sunday	Nov. 4	<b>BUFFALO BILLS</b>	CBS	Noon
Sunday	Nov. 11	at Chicago Bears #	NBC	7:20 pm
Sunday	Nov. 18	<b>JACKSONVILLE JAGUARS</b>	CBS	Noon
Thursday	Nov. 22	at Detroit Lions #	CBS	11:30 am
Sunday	Dec. 2	at Tennessee Titans	CBS	Noon
Monday	Dec. 10	at New England Patriots #	ESPN	7:30 pm
Sunday	Dec. 16	<b>INDIANAPOLIS COLTS</b>	CBS	Noon
Sunday	Dec. 23	<b>MINNESOTA VIKINGS</b>	FOX	Noon
Sunday	Dec. 30	at Indianapolis Colts	CBS	Noon

\* *Italicized games Weeks 11-17, game time subject to change due to flexible scheduling.*

## POSTSEASON

Sat.-Sun.	Jan. 5-6	Wild Card Weekend
Sat.-Sun.	Jan. 12-13	Divisional Playoffs
Sunday	Jan. 20	Conference Championships
Sunday	Jan. 27	AFC-NFC Pro Bowl, Aloha Stadium, Honolulu, Hawaii
Sunday	Feb. 3	Super Bowl XLVII, Mercedes-Benz Superdome, New Orleans, Louisiana

All kickoff times Central  
 #- Televised Nationally  
 Home Games in **BOLD**

All games are broadcasted live on 100.3 KILT FM and SportsRadio 610 AM  
 Spanish broadcasts on La Tremenda 1010 AM





## MISTER ALEXANDER INSIDE LINEBACKER

# 54

Height: 6-3 | Weight: 242 | College: Florida State |  
 Hometown: Aldine, Texas | 2nd NFL Season |  
 2nd with Texans | Age as of Kickoff Weekend 2012: 24 |  
 Acquired: CFA-11 | 2012 GP/GS: 0/0 |  
 Career GP/GS: 8/0 | Teams: Houston, 2011-12 |

**TRANSACTIONS:** Signed with Houston Texans on July 28, 2011...released by Texans on Sept. 3, 2011...signed by Texans to the practice squad on Sept. 4, 2011...activated from practice squad to active roster on Nov. 2, 2011.

### 2011 (Houston 8/0):

- Activated from practice squad to active roster (11/2)
- Made his professional debut on special teams and led the Texans with two special teams tackles vs. Cleveland (11/6)
- Had three solo tackles and two special teams tackles in the season finale vs. Tennessee (1/1/12)
- Made his postseason debut on special teams in AFC Wild Card Playoff vs. Cincinnati (1/7/12)

### COLLEGE:

- Played strongside linebacker as a senior
- In 14 starts, he registered a single-season career high 56 tackles, shattering his previous mark of 17 set in 2009
- Had 42 solo stops to his credit to go along with 5.5 tackles for loss, one pass breakup, two fumble recoveries and 1.5 sacks
- Posted a single-game high with eight tackles against North Carolina, including a sack
- Selected by the coaches as the most improved linebacker at the end of spring practice in 2010

### PERSONAL:

- A three-star rated safety who amassed 137 tackles over final two seasons at Eisenhower High despite missing time with injuries.
- Named Mister by his parents with the acronym MR standing for "Mentally Ready."
- Volunteered to read to first grade students at Kate Sullivan Elementary

### Alexander's 2011 Season Statistics

Date, Opp	Tackles					Interceptions					Fumbles						
	G	GS	Tot	Solo	Asst	Sk	Yds	No	Yds	Lg	TD	PD	FF	FR	Yds	TD	
9/11 vs. IND																	
9/18 @ MIA																	
9/25 @ NO																	
10/2 vs. PIT																	
10/9 vs. OAK																	
10/16 @ BAL																	
10/23 @ TEN																	
10/30 vs. JAX																	
11/6 vs. CLE	1	0	0	0	0	0.0	0.0	0	0	0	0	0	0	0	0	0	0
11/13 @ TB	1	0	0	0	0	0.0	0.0	0	0	0	0	0	0	0	0	0	0
11/27 @ JAX	1	0	0	0	0	0.0	0.0	0	0	0	0	0	0	0	0	0	0
12/4 vs. ATL	1	0	0	0	0	0.0	0.0	0	0	0	0	0	0	0	0	0	0
12/11 @ CIN	1	0	0	0	0	0.0	0.0	0	0	0	0	0	0	0	0	0	0
12/18 vs. CAR	1	0	0	0	0	0.0	0.0	0	0	0	0	0	0	0	0	0	0
12/22 @ IND	1	0	0	0	0	0.0	0.0	0	0	0	0	0	0	0	0	0	0
1/1 vs. TEN	1	0	3	3	0	0.0	0.0	0	0	0	0	0	0	0	0	0	0
<b>2011 Totals</b>	<b>8</b>	<b>0</b>	<b>3</b>	<b>3</b>	<b>0</b>	<b>0.0</b>	<b>0.0</b>	<b>0</b>	<b>0</b>	<b>0</b>	<b>0</b>	<b>0</b>	<b>0</b>	<b>0</b>	<b>0</b>	<b>0</b>	<b>0</b>

### Additional Statistics

Special Teams Tackles: 4 total; 2011 - 4.



## THOMAS AUSTIN

### GUARD

# 61

Height: 6-4 | Weight: 303 | College: Clemson |  
 Hometown: Camden, S.C. | 2nd NFL Season |  
 2nd with Texans | Age as of Kickoff Weekend 2012: 25 |  
 Acquired: FA-'11 | 2012 GP/GS: 0/0 | Career GP/GS: 2/0 |  
 Teams: Minnesota, 2010; New England, 2010; Houston, 2011-12 |

**TRANSACTIONS:** Signed with Minnesota Vikings on April 25, 2010...released by Vikings on Sept. 4, 2010...signed by Vikings to practice squad on Sept. 5, 2010...released by Vikings on Sept. 6, 2010...signed by New England Patriots to practice squad on Sept. 29, 2010...signed by Patriots on Jan. 19, 2011...released by Patriots on Sept. 3, 2011...signed by Houston Texans on Sept. 4, 2011.

#### 2011 (Houston 2/0):

- Inactive for the first 13 games of the regular season
- Made his NFL debut on special teams vs. Carolina (12/18)
- Saw his most extensive playing time when he subbed for starting C Chris Myers in the second half vs. Tennessee (1/1/12)

#### COLLEGE:

- 2009 All-Atlantic Coast Conference Second team
- Preseason All-America and Outland Trophy candidate heading into his senior season
- Second-Team All-ACC center by AP/ACSM as a junior
- 2008 First-team Academic All-ACC selection and three-time ACC Offensive Lineman of the Week, bringing his career total to five
- Played just one game at center in his high school career and none at center prior to 2007 season at Clemson for the ACC's top-scoring offense
- Honorable mention sophomore All-American by CollegeFootballNews.com
- Red-shirted as a freshman in 2005 and was voted scout team player of the year on offense by the coaching staff
- Named to the Academic Honor Roll for the 2005 fall semester

#### PERSONAL:

- All-State selection as a senior at Camden (S.C.) High School
- Upstate Lineman of the Year as a senior
- All-county, all-region, and all-area selection as a junior and senior
- Played every position on the offensive line in high school
- Three-year letterman in wrestling who won the AAA state wrestling title as a junior and had a 66-4 career record
- Four-year letterman in football; he played on the AAA state championship team as a freshman offensive tackle

#### Austin's Career Stats

- Games/Starts: 2011: 2/0; Total: 2/0



## ALAN BALL CORNERBACK

# 36

Height: 6-2 | Weight: 197 | College: Illinois |  
 Hometown: Detroit, Mich. | 6th NFL Season |  
 1st with Texans | Age as of Kickoff Weekend 2012: 27 |  
 Acquired: UFA-'12 | 2012 GP/GS: 0/0 | Career GP/GS: 60/21 |  
 Teams: Dallas 2007-11; Houston, 2012 |

### TRANSACTIONS:

Selected by the Dallas Cowboys in the seventh round (237<sup>th</sup> overall) of the 2007 NFL Draft...Waived by the Cowboys on Sept. 2, 2007... Signed by Cowboys to the practice squad on Sept. 4, 2007... Activated by Cowboys from practice squad to active roster on Dec. 11, 2007... Signed by the Houston Texans as an unrestricted free agent on June 4, 2012.

### CAREER:

- Has appeared in 60 career games with 21 starts totaling 101 tackles (86 solo), three interceptions and one forced and recovered fumble

### 2011 (Dallas 16/2):

- Saw action in all 16 games with two starts, finishing with 32 tackles (26 solo), one interception and a career-high six passes defended
- Made his first start of the season at San Francisco (9/18) and made four solo tackles and intercepted a pass
- Had four solo tackles and assisted on a special teams tackle vs. Washington (9/26)
- Started vs. Buffalo (11/13) and finished with four tackles (three solo) and one pass defended
- Mad three solo tackles and added a special teams tackle in the season finale at the New York Giants (1/1/12)

### 2010 (Dallas 16/16):

- Started at free safety for all 16 games, finishing with 50 tackles, a half sack, one pressure, two interceptions, five deflections and two forced fumbles
- Opened the season at Washington (9/12) with a then career-best six tackles along with a pass breakup and the first forced fumble of his career.
- Had three tackles in the home opener while helping hold Chicago (9/19) to one-of-11 (9.1%) on third downs
- Made a single-game career-best nine tackles against Jacksonville (10/31)
- Had a tackle, a pressure and split a sack at Green Bay (11/7)
- Tallied five tackles, forced a fumble and made his first career interception at the New York Giants (11/14)
- Had two tackles, two breakups and his second interception of the season in the overtime win at Indianapolis (12/5)

### 2009 (Dallas 16/3):

- Played in all 16 games with his first three career starts, switching to safety and finished the year with 19 tackles, four passes defended and was third on the team with 16 special teams tackles
- Had his first defensive tackle of the season and served as special teams captain vs. Carolina (9/28)
- Tied for the team lead with three special teams stops to go with two tackles on defense in the overtime win at Kansas City (10/11)
- Broke up one pass to go with a special teams tackle against Atlanta (10/25) before tying his season high, and leading the team, with three special teams tackles against Seattle (11/1)
- Made his first career start at safety and had three tackles with one pass deflection against Washington (11/22)
- Posted a season-best four tackles and a breakup in a start vs. Diego (12/13)
- Was the special teams captain at Washington (12/27)
- Was the special teams captain in the Wild Card Playoff Game against Philadelphia (1/9/10) and had one stop in his postseason debut

### 2008 (Dallas 10/0):

- Opened the season at Cleveland (9/7) playing on special teams
- Saw his first action of the season on defense and had three tackles against Tampa Bay (10/26)
- Added a defensive stop at the N.Y. Giants (11/12)
- Had a season and career-high three special teams tackles against Seattle on Thanksgiving Day (11/27).
- Had his first career pass breakup at Pittsburgh (12/7) followed by two tackles against the New York Giants (12/14)
- Was inactive the final two games of the season with an ankle injury

### 2007 (Dallas 2/0):

- Spent the first 14 weeks of the season on the team's practice squad
- Saw his first action in the NFL at Carolina (12/22) recording one special teams tackle
- Recorded his first career tackle at Washington (12/30)

### COLLEGE:

- Finished his collegiate career at Illinois with 199 tackles, eight tackles for a loss, two interceptions, 23 passes defended and one forced fumble.
- Had a career-high 62 tackles, three tackles for a loss, one interception and 13 passes defended as a senior.
- Named the team's outstanding defensive back at the end of his junior season, playing in all 11 games, with seven starts, and leading the team with 55 total tackles.
- As a sophomore, made 10 starts and had 37 tackles, one pass defended and one tackle for a loss.
- Recorded at least one tackle in every game he played that season.
- As a freshman, played in seven games, including five starts, and recorded 44 tackles, four passes

defensed and one forced fumble.

### PERSONAL:

- Alan Ball attended St. Martin De Porres in Detroit, Mich., for two years, earning PrepStar and SuperPrep all-region selection and being named to the Lansing State Journal "Catch 22" list as a senior.
- Helped lead his team to the 2001 state championship and was named a top-50 defensive back recruit nationally by Rivals.com.
- Intercepted 15 passes - including six in the postseason - his senior season.
- Earned all-state honors in track - winning back-to-back 110-meter hurdles state titles as a junior and senior.
- Was enrolled in the College of Liberal Arts and Sciences at Illinois.

### Ball's 2011 Season Statistics

Date, Opp	Tackles							Interceptions				Fumbles				
	G	GS	Tot	Solo	Asst	Sk	Yds	No	Yds	Lg	TD	PD	FF	FR	Yds	TD
9/11 @ NYJ	1	0	4	4	0	0.0	0.0	0	0	0	0	1	0	0	0	0
9/18 @ SF	1	1	4	4	0	0.0	0.0	1	15	15	0	1	0	0	0	0
9/26 vs. WAS	1	0	4	4	0	0.0	0.0	0	0	0	0	0	0	0	0	0
10/2 vs. DET	1	0	1	0	1	0.0	0.0	0	0	0	0	0	0	0	0	0
10/16 @ NE	1	0	1	0	1	0.0	0.0	0	0	0	0	0	0	0	0	0
10/23 vs. STL	1	0	1	1	0	0.0	0.0	0	0	0	0	1	0	0	0	0
10/30 @ PHI	1	0	0	0	0	0.0	0.0	0	0	0	0	0	0	0	0	0
11/6 vs. SEA	1	0	4	3	1	0.0	0.0	0	0	0	0	0	0	0	0	0
11/13 vs. BUF	1	1	4	3	1	0.0	0.0	0	0	0	0	1	0	0	0	0
11/20 @ WAS	1	0	1	0	1	0.0	0.0	0	0	0	0	1	0	0	0	0
11/24 vs. MIA	1	0	2	2	0	0.0	0.0	0	0	0	0	0	0	0	0	0
12/4 @ ARI	1	0	0	0	0	0.0	0.0	0	0	0	0	0	0	1	0	0
12/11 vs. NYG	1	0	3	2	1	0.0	0.0	0	0	0	0	1	0	0	0	0
12/17 @ TB	1	0	0	0	0	0.0	0.0	0	0	0	0	0	0	0	0	0
12/24 vs. PHI	1	0	0	0	0	0.0	0.0	0	0	0	0	0	0	0	0	0
1/1 @ NYG	1	0	3	3	0	0.0	0.0	0	0	0	0	0	0	0	0	0
<b>2011 Totals</b>	<b>16</b>	<b>2</b>	<b>32</b>	<b>26</b>	<b>6</b>	<b>0.0</b>	<b>0.0</b>	<b>1</b>	<b>15</b>	<b>15</b>	<b>0</b>	<b>6</b>	<b>0</b>	<b>1</b>	<b>0</b>	<b>0</b>

### Ball's Career Statistics

Year Team	Tackles							Interceptions				Fumbles				
	G	GS	Tot	Solo	Asst	Sk	Yds	No	Yds	Lg	TD	PD	FF	FR	Yds	TD
2007 DAL	2	0	2	2	0	0.0	0.0	0	0	0	0	0	0	0	0	0
2008 DAL	10	0	4	3	1	0.0	0.0	0	0	0	0	1	0	0	0	0
2009 DAL	16	3	18	15	3	0.0	0.0	0	0	0	0	3	0	0	0	0
2010 DAL	16	16	45	40	5	0.5	6.0	2	27	27	0	4	1	0	0	0
2011 DAL	16	2	32	26	6	0.0	0.0	1	15	15	0	6	0	1	0	0
<b>NFL Totals</b>	<b>60</b>	<b>21</b>	<b>101</b>	<b>86</b>	<b>15</b>	<b>0.5</b>	<b>6.0</b>	<b>3</b>	<b>42</b>	<b>27</b>	<b>0</b>	<b>14</b>	<b>1</b>	<b>1</b>	<b>0</b>	<b>0</b>

### Additional Statistics

Special Teams Tackles: 4 total; 2011 - 4.



## CONNOR BARWIN OUTSIDE LINEBACKER

# 98

Height: 6-4 | Weight: 264 | College: Cincinnati |  
 Hometown: Detroit, Mich. | 4th NFL Season |  
 4th with Texans | Age as of Kickoff Weekend 2012: 25 |  
 Acquired: D2-'09 (46th overall) | 2012 GP/GS: 0/0 |  
 Career GP/GS: 33/16 | Teams: Houston, 2009-12 |

**TRANSACTIONS:** Selected by the Houston Texans in the second round (46th pick overall) of the 2009 NFL Draft...signed with Texans on July 31, 2009...placed on injured reserve on Sept. 15, 2010.

### HONORS:

- AFC Defensive Player of the Month (November, 2011)
- USA Today All-Joe Team (2011)

### CAREER:

- Shifted to linebacker from defensive end in 2011 after missing 15 games in 2010 season with an ankle/leg injury
- Ranks second in franchise history with 16.0 sacks
- Became the second Texan to notch double-digit sacks in a season in 2011, joining Mario Williams, who did so in 2007 and 2008

### 2011 (Houston 16/16):

- Tied for third in the AFC with a team-best 11.5 sacks
- Recorded his first sack of the season for an 8-yard loss while also deflecting a pass at the line at Miami (9/18)
- Sacked Ben Roethlisberger for a 5-yard loss and knocked down a fourth-down pass in addition to his four tackles (three solo) vs. Pittsburgh (10/2)
- Made three tackles (two solo) and had two hits on the quarterback vs. Oakland (10/9)
- Made two solo tackles and had three hits on the quarterback at Baltimore (10/16)
- Had two tackles (one solo) and broke up a pass at Tennessee (10/23)
- Had two solo tackles and two passes defended vs. Jacksonville (10/30)
- Sacked Colt McCoy for a 4-yard loss as part of a three-tackle day vs. Cleveland (11/6)
- Had three tackles including 1.5 sacks at Tampa Bay (11/13)
- Had a career day with 10 tackles (seven solo) and 4.0 sacks to lead the defensive effort at Jacksonville (11/27)
- Broke up two passes and had four hits on Matt Ryan vs. Atlanta (12/4)
- Recorded a sack-fumble on Andy Dalton on the second play of the third quarter that led to a touch-down and started the second half comeback at Cincinnati (12/11) to clinch the AFC South title
- Had three tackles (two solo) including a sack of Cam Newton for a 10-yard loss vs. Carolina (12/18)
- Sacked Dan Orlovsky for a seven-yard loss at Indianapolis (12/22)
- Started in his postseason debut and made three solo tackles and one quarterback hit in AFC Wild Card Playoff vs. Cincinnati (1/7/12)
- Recorded two solo tackles in AFC Divisional Playoff at Baltimore (1/15/12)

### 2010 (Houston 1/0):

- Saw action at defensive end before leaving the game after suffering an ankle injury vs. Indianapolis (9/12)
- Placed on injured reserve (9/15)

### 2009 (Houston 16/0):

- Played in all 16 games and finished his rookie season with 15 tackles (10 solo), 4.5 sacks, four passes defended and a fumble recovery
- Led all rookie defensive ends with 4.5 sacks
- Made his professional debut and recorded his first tackle vs. the New York Jets (9/13)
- Sacked Bengals QB Carson Palmer for a loss of nine yards for his first career sack at Cincinnati (10/18), where he also recorded his first special teams tackle
- Recorded his second career sack for an 8-yard loss vs. Indianapolis (11/29) and assisted on a special teams tackle
- Had one solo tackle at St. Louis (12/20), which was a crucial sack for an 11-yard loss to end the Rams fourth quarter drive
- Made three tackles (two solo) including one for a loss and had one quarterback hit vs. New England (1/3/10)

### COLLEGE:

- In 51 games, started 16 contests (14 at defensive end, one at tight end, one at H-Back)
- Moved to the defensive line for his final season and produced 66 tackles (40 solos) with 12.0 sacks for minus-74 yards, 18.0 stops for losses of 94 yards and a league-high 20 QB pressures, as well as 16 solo tackles on special teams
- Earned first-team All-American and All-Big East Conference honors as a senior after notching 12.0 sacks, good for third on the school season-record list
- Blocked five career kicks, recovered three fumbles, deflected eight passes
- Finished his career with 53 career receptions for 692 yards and six touchdowns and had three career punt returns for 38 yards
- Played on the Bearcats basketball team for two seasons as a walk-on, seeing action in 39 games
- Secondary education major

### PERSONAL:

- First-team all-state selection as a senior and also earned all-league, all-Catholic, and all-district honors
- Recipient of team's offensive and defensive MVP awards
- Rated the No. 17 player in Michigan by the Detroit Free Press

- All-league selection in basketball as a junior and all-Catholic as a senior

### Barwin's 2011 Season Statistics

Date, Opp	G	GS	Tackles					Interceptions			Fumbles						
			Tot	Solo	Asst	Sk	Yds	No	Yds	Lg	TD	PD	FF	FR	Yds	TD	
9/11 vs. IND	1	1	1	1	0	0.0	0.0	0	0	0	0	0	0	0	0	0	0
9/18 @ MIA	1	1	2	2	0	1.0	8.0	0	0	0	0	1	0	0	0	0	0
9/25 @ NO	1	1	2	2	0	0.0	0.0	0	0	0	0	0	0	0	0	0	0
10/2 vs. PIT	1	1	4	3	1	1.0	5.0	0	0	0	0	1	0	0	0	0	0
10/9 vs. OAK	1	1	3	1	2	0.0	0.0	0	0	0	0	0	0	0	0	0	0
10/16 @ BAL	1	1	2	2	0	0.0	0.0	0	0	0	0	0	0	0	0	0	0
10/23 @ TEN	1	1	2	1	1	0.0	0.0	0	0	0	0	1	0	0	0	0	0
10/30 vs. JAX	1	1	2	2	0	0.0	0.0	0	0	0	0	2	0	0	0	0	0
11/6 vs. CLE	1	1	3	3	0	1.0	4.0	0	0	0	0	0	0	0	0	0	0
11/13 @ TB	1	1	3	1	2	1.5	7.5	0	0	0	0	0	0	0	0	0	0
11/27 @ JAX	1	1	10	7	3	4.0	32.0	0	0	0	0	0	0	0	0	0	0
12/4 vs. ATL	1	1	1	1	0	0.0	0.0	0	0	0	0	2	0	0	0	0	0
12/11 @ CIN	1	1	5	4	1	1.0	5.0	0	0	0	0	0	1	0	0	0	0
12/18 vs. CAR	1	1	3	2	1	1.0	10.0	0	0	0	0	0	0	0	0	0	0
12/22 @ IND	1	1	3	2	1	1.0	7.0	0	0	0	0	0	0	0	0	0	0
1/1 vs. TEN	1	1	1	0	1	0.0	0.0	0	0	0	0	0	0	0	0	0	0
<b>2011 Totals</b>	<b>16</b>	<b>16</b>	<b>47</b>	<b>34</b>	<b>13</b>	<b>11.5</b>	<b>78.5</b>	<b>0</b>	<b>0</b>	<b>0</b>	<b>0</b>	<b>7</b>	<b>1</b>	<b>0</b>	<b>0</b>	<b>0</b>	<b>0</b>

### Barwin's Career Statistics

Year	Team	G	GS	Tackles					Interceptions			Fumbles					
				Tot	Solo	Asst	Sk	Yds	No	Yds	Lg	TD	PD	FF	FR	Yds	TD
2009	HOU	16	0	15	10	5	4.5	43.0	0	0	0	0	3	0	1	0	0
2010	HOU	1	0	1	0	1	0.0	0.0	0	0	0	0	0	0	0	0	0
2011	HOU	16	16	47	34	13	11.5	78.5	0	0	0	0	7	1	0	0	0
<b>NFL Totals</b>		<b>33</b>	<b>16</b>	<b>63</b>	<b>44</b>	<b>19</b>	<b>16.0</b>	<b>121.5</b>	<b>0</b>	<b>0</b>	<b>0</b>	<b>0</b>	<b>10</b>	<b>1</b>	<b>1</b>	<b>0</b>	<b>0</b>

### Barwin's 2011 Season Highs

Tackles 10 at Jacksonville, 11/27/11  
 Sacks 4.0 at Jacksonville (B. Gabbert/L. McCown), 11/27/11  
 Passes Defensed 2 twice, most recent: vs. Atlanta, 12/4/11

### Barwin's Career Highs

Tackles 10 at Jacksonville, 11/27/11  
 Sacks 4.0 at Jacksonville (B. Gabbert/L. McCown), 11/27/11  
 Fumble Recoveries 1 vs. Oakland, 10/4/09  
 Passes Defensed 2 twice, most recent: vs. Atlanta, 12/4/11

### Additional Statistics

Special Teams Tackles: 2 total; 2009 - 2.



## JOHN BECK QUARTERBACK

# 12

Height: 6-2 | Weight: 215 | College: BYU |  
 Hometown: Hayward, Calif. | 6th NFL Season |  
 1st with Texans | Age as of Kickoff Weekend 2012: 31 |  
 Acquired: FA-'12 | 2012 GP/GS: 0/0 | Career GP/GS: 9/7 | Teams: Miami,  
 2007-08; Baltimore, 2009; Washington 2010-11; Houston, 2009-12 |

**TRANSACTIONS:** Selected by the Miami Dolphins in the second round (40<sup>th</sup> overall) of the 2007 NFL Draft...Waived by the Dolphins on April 27, 2009...Signed as a free agent by Baltimore Ravens on May 4, 2009... Traded to the Washington Redskins on Aug. 2, 2010...Signed by Houston Texans on May 11, 2012.

### CAREER:

- Has appeared in nine career games, with seven starts, in his first five NFL seasons
- Has completed 140-of-239 passing attempts for 1,417 yards, three touchdowns, seven interceptions
- Made his first career start at Philadelphia (11/18/07) as a member of the Dolphins and recorded his first career passing touchdown vs. Cincinnati (12/30/07)

### 2011 (Washington 4/3):

- Played in four games with three starts, setting career highs in completions (80), attempts (132), completion percentage (60.6 percent), passing yards (858), touchdowns (two) and passer rating (72.1)
- Rex Grossman at quarterback vs. Philadelphia (10/16) and completed 8-of-15 passes for 117 yards and also ran two times for 14 yards and the first rushing touchdown of his career
- Received his first start as a Redskin at Carolina (10/23) and completed 22-of-37 passes for 279 yards, one touchdown, one interception and ran for a touchdown
- Set single-game career highs for attempts and completions vs. San Francisco (11/06), completing 30-of-47 passes for 254 yards

### 2010 (Washington 0/0):

- Designated the third quarterback for 14 games
- Active but did not play at Jacksonville (12/26) and vs. the New York Giants (1/2)

### 2009 (Baltimore 0/0):

- Designated as the third quarterback for all 16 regular season games and both postseason contests

### 2008 (Miami 0/0):

- Designated as the third quarterback for all 16 regular season games, plus one playoff game

### 2007 (Miami 5/4):

- Played in five games with four starts, completing 60-of-107 passes for 559 yards with one touchdown and three interceptions
- Started his first career game at Philadelphia (11/18) and completed 9-of-22 passing attempts for 109 yards
- Saw action off the bench vs. Cincinnati (12/30) and competed 13-of-21 passing attempts for 135 yards and threw his first career touchdown and scored his first career rushing touchdown on a two-yard run

### COLLEGE:

- Was a four-year letterman (2003-06) at BYU, where he started at quarterback his final three seasons
- Completed 885-of-1,418 passes (62.4%) for 11,021 yards with 79 touchdowns and 34 interceptions while also rushing for nine touchdowns
- Finished his career ranked second in Cougar history in completions, attempts and yards and finished his career third in touchdown passes
- Started 12 games as a senior, leading BYU to a record of 11-2 on the year and the Mountain West Conference crown
- Put together six 300-yard passing games and was second in the nation with a 169.1 passer efficiency rating, while earning MWC Offensive Player of the Year honors
- Was a finalist for the Johnny Unitas Golden Arm Award and a semifinalist for the Davey O'Brien Award
- Had seven 300-yard passing performances as a junior when he completed 64.5 percent of his passes (331-of-513) for 3,709 yards with 27 touchdowns and 13 interceptions, earning first-team All-MWC honors

### PERSONAL:

- Prepped at Mountain View High School in Mesa, Ariz., where he led the school to a state championship as a senior when he was named the Arizona High School Player of the Year
- In his prep career, Beck guided the school to a record of 25-2 over his junior and senior seasons
- Also lettered twice in baseball as a pitcher and infielder
- Served a LDS church mission in Lisbon, Portugal (2000-02), immediately following high school
- Earned a degree in communications
- Formed the Friends for Football Foundation, which identifies youth who love football but are unable to pay the signup fee for organized leagues

### Beck's 2011 Season Statistics

Date, Opp	GP	GS	Att	Cmp	Pct	Yds	Yd/Att	TD	Int	Lg	Sk	Lst	Rate
9/11 vs. NYG							INACTIVE						
9/18 vs. ARI							INACTIVE						
9/26 @ DAL							INACTIVE						
10/2 @ STL							INACTIVE						
10/16 vs. PHI	1	0	15	8	53.3	117	7.80	0	0	32	1	7	79.0
10/23 @ CAR	1	1	37	22	59.5	279	7.54	1	1	32	3	18	80.8
10/30 @ BUF	1	1	33	20	60.6	208	6.30	0	2	24	10	56	53.6
11/6 vs. SF	1	1	47	30	63.8	254	5.40	1	1	17	2	3	76.0
11/13 @ MIA							INACTIVE						
11/20 vs. DAL							INACTIVE						
11/27 @ SEA							INACTIVE						
12/4 vs. NYJ							INACTIVE						
12/11 vs. NE							INACTIVE						
12/18 @ NYG							INACTIVE						
12/24 vs. MIN							INACTIVE						
1/1 @ PHI							INACTIVE						
<b>2011 Totals</b>	<b>4</b>	<b>3</b>	<b>132</b>	<b>80</b>	<b>60.6</b>	<b>858</b>	<b>6.5</b>	<b>2</b>	<b>4</b>	<b>32</b>	<b>16</b>	<b>84</b>	<b>72.4</b>

### Beck's Career Statistics

Year	Team	GP	GS	Att	Cmp	Pct	Yds	Yd/Att	TD	Int	Lg	Sk	Lst	Rate
2007	MIA	5	4	107	60	56.1	559	5.2	1	3	22	10	69	62.0
2011	WAS	4	3	132	80	60.6	858	6.5	2	4	32	16	84	72.1
<b>NFL Totals</b>		<b>9</b>	<b>7</b>	<b>239</b>	<b>140</b>	<b>58.6</b>	<b>1,417</b>	<b>5.9</b>	<b>3</b>	<b>7</b>	<b>32</b>	<b>26</b>	<b>153</b>	<b>67.6</b>

### Beck's Career Highs

Attempts	47	vs. San Francisco, 11/6/11
Completions	30	vs. San Francisco, 11/6/11
Passing Yards	279	at Carolina, 10/23/11
Passing Long	32	twice; most recent: at Carolina, 10/23/11
Touchdowns	1	three times; most recent: vs. San Francisco, 11/6/11
Passer Rating	96.3	vs. Cincinnati, 12/30/07
Rushing Yards	14	vs. Philadelphia, 10/16/11
Rushing Touchdowns	1	twice; most recent: at Carolina, 10/23/11



## BRYAN BRAMAN OUTSIDE LINEBACKER

# 50

Height: 6-5 | Weight: 246 | College: West Texas A&M |  
 Hometown: Spokane, Wash. | 2nd NFL Season |  
 2nd with Texans | Age as of Kickoff Weekend 2012: 25 |  
 Acquired: CFA-'11 | 2012 GP/GS: 0/0 |  
 Career GP/GS: 16/0 | Teams: Houston, 2011-12 |

**TRANSACTIONS:** Signed with Houston Texans on July 28, 2011.

### 2011 (Houston 16/0):

- Made his NFL debut vs. Indianapolis (9/11)
- Saw action at linebacker and on special teams for the first six games of the regular season
- Assisted on a special teams tackle vs. Oakland (10/9)
- Was named the Special Teams Player of the Game after recording two special teams tackles at Tennessee (10/23)
- Made a special teams tackle vs. Jacksonville (10/30)
- Recovered a Josh Johnson fumble and made a special teams tackle at Tampa Bay (11/13)
- Assisted on a special teams tackle at Jacksonville (11/27)
- Teamed with OLB Jesse Nading to sack Tennessee QB Matt Hasselbeck for a 7-yard loss in the third quarter vs. Tennessee (1/1/12), the first sack of his career
- Made his postseason debut and assisted on one special teams tackle in AFC Wild Card Playoff vs. Cincinnati (1/7/12)

### COLLEGE:

- Played at West Texas A&M University while current Texans defensive assistant Bobby King was on staff
- Played defensive end at Long Beach City College in 2007 and 2008
- In 2008, he earned first team SCFA all-Southern Conference honors after having recorded 24 tackles (23 solo, one assisted) in 2008, while seeing action in eight games
- Had 42 solo stops to his credit to go along with 5.5 tackles for loss, one pass breakup, two fumble recoveries and 1.5 sacks
- Majored in sports & exercise sciences at WTAMU
- In 2006, he redshirted at Idaho

### PERSONAL:

- Was a standout defensive end for coach Mark Hester at Spokane (Wash.) Shadle Park HS

### Braman's 2011 Season Statistics

Date, Opp	G	GS	Tackles				Sk	Yds	Interceptions				Fumbles				
			Tot	Solo	Asst	Yds			No	Yds	Lg	TD	PD	FF	FR	Yds	TD
9/11 vs. IND	1	0	0	0	0	0.0	0.0	0	0	0	0	0	0	0	0	0	0
9/18 @ MIA	1	0	0	0	0	0.0	0.0	0	0	0	0	0	0	0	0	0	0
9/25 @ NO	1	0	0	0	0	0.0	0.0	0	0	0	0	0	0	0	0	0	0
10/2 vs. PIT	1	0	0	0	0	0.0	0.0	0	0	0	0	0	0	0	0	0	0
10/9 vs. OAK	1	0	0	0	0	0.0	0.0	0	0	0	0	0	0	0	0	0	0
10/16 @ BAL	1	0	0	0	0	0.0	0.0	0	0	0	0	0	0	0	0	0	0
10/23 @ TEN	1	0	0	0	0	0.0	0.0	0	0	0	0	0	0	0	0	0	0
10/30 vs. JAX	1	0	0	0	0	0.0	0.0	0	0	0	0	0	0	0	0	0	0
11/6 vs. CLE	1	0	0	0	0	0.0	0.0	0	0	0	0	0	0	0	0	0	0
11/13 @ TB	1	0	0	0	0	0.0	0.0	0	0	0	0	0	0	0	1	0	0
11/27 @ JAX	1	0	0	0	0	0.0	0.0	0	0	0	0	0	0	0	0	0	0
12/4 vs. ATL	1	0	0	0	0	0.0	0.0	0	0	0	0	0	0	0	0	0	0
12/11 @ CIN	1	0	0	0	0	0.0	0.0	0	0	0	0	0	0	0	0	0	0
12/18 vs. CAR	1	0	0	0	0	0.0	0.0	0	0	0	0	0	0	0	0	0	0
12/22 @ IND	1	0	0	0	0	0.0	0.0	0	0	0	0	0	0	0	0	0	0
1/1 vs. TEN	1	0	1	0	1	0.5	3.5	0	0	0	0	0	0	0	0	0	0
<b>2011 Totals</b>	<b>16</b>	<b>0</b>	<b>1</b>	<b>0</b>	<b>1</b>	<b>0.5</b>	<b>3.5</b>	<b>0</b>	<b>0</b>	<b>0</b>	<b>0</b>	<b>0</b>	<b>0</b>	<b>0</b>	<b>1</b>	<b>0</b>	<b>0</b>


### Braman's 2011 Season Highs

Tackles	1	vs. Tennessee, 1/1/12
Sacks	0.5	vs. Tennessee, 1/1/12
Fumble Recoveries	1	at Tampa Bay, 11/13/11

### Additional Statistics

Special Teams Tackles: 7 total; 2011 – 7.





## BRANDON BROOKS

### GUARD

# 79

Height: 6-5 | Weight: 346 | College: Miami (Ohio) |  
 Hometown: Milwaukee, Wisc. | Rookie |  
 1st with Texans | Age as of Kickoff Weekend 2012: 23 |  
 Acquired: D3b, 2012 (76th overall) | 2012 GP/GS: 0/0 |  
 Career GP/GS: 0/0 | Teams: Houston, 2012 |

**TRANSACTIONS:** Selected by Houston Texans in the third round (76th overall) of the 2012 NFL Draft.

#### COLLEGE:

- Started 41-of-45 games he played: 15 at left guard, 14 at left tackle and 12 at right guard
- Registered 287 knockdowns and 47 touchdown-resulting blocks
- Had touchdown-resulting blocks on 35 of the Redhawks' 40 rushing touchdowns in his career
- Three-time All-Mid-American Conference second team selection
- All-American honorable mention, Super Sleeper Team and All-MAC first-team selection by The NFL Draft Report earning second-team All-MAC accolades from the league's coaches and media
- Shifted to right guard for his senior campaign, starting all 12 games
- Earned All-MAC second team recognition as a junior, despite playing in only seven games
- Started all 12 games at left tackle and earned All-MAC second team honors as a sophomore as he was credited with 12 touchdown-resulting blocks
- Named the RedHawks' Freshman of the Year, starting all 12 games at left guard, grading 81 percent for blocking consistency while coming up with 70 knockdowns
- Redshirted as a freshman in 2007

#### PERSONAL:

- Attended Riverside University High School (Milwaukee, Wis.) where he played on both the offensive and defensive side of the ball
- Named two-time team MVP and team captain as a senior, leading the team to an 11-2 record and a berth in the state playoffs
- Also lettered in basketball and baseball
- Psychology major



## DUANE BROWN TACKLE

# 76

Height: 6-4 | Weight: 320 | College: Virginia Tech |  
 Hometown: Richmond, Va. | 5th NFL Season |  
 5th with Texans | Age as of Kickoff Weekend 2012: 27 |  
 Acquired: D1-'08 (26th overall) | 2012 GP/GS: 0/0 |  
 Career GP/GS: 60/60 | Teams: Houston, 2008-12 |

**TRANSACTIONS:** Selected by Houston Texans in first round (26th pick overall) of the 2008 NFL draft... signed by the Texans on July 25, 2008.

### HONORS:

- Associated Press All-Pro Second Team (2011)
- USA Today All-Joe Team (2011)
- Madden Protectors Award (Week 7, 2011)

### CAREER:

- Was the second rookie in Texans history to start all 16 games on the offensive line
- Has blocked for three 1,000-yard rushers, team rushing records and was a part of a top-four offense in each of his first three years in the League

### 2011 (Houston 16/16):

- Second Team Associated Press All-Pro choice after blocking for 1,200-yard and 900-yard rushers and allowing 2.0 sacks (according to StatsPass, Inc.)
- Paved the way for Ben Tate to rush for 116 yards vs. Indianapolis (9/11) and 103 yards at Miami (9/18)
- Provided pocket protection enabling Matt Schaub to throw for 373 yards and three touchdowns at New Orleans (9/25)
- Helped control the line of scrimmage, clearing the way for Arian Foster to rush for 155 yards and a touchdown vs. Pittsburgh (10/2)
- Part of an offense that put up 518 total yards, the third-highest in team history, which included two 100-yard rushers and a 100-yard receiver at Tennessee (10/23)
- Cleared holes on the offensive line enabling the Texans to rush for a franchise-record 261 yards, including two 100-yard rushers for the second time this season, vs. Cleveland (11/6)
- Paved the way for Arian Foster to become the first player to rush for over 100 yards on the Falcons defense this season when he went for 111 yards on 31 carries vs. Atlanta (12/4)
- Helped Arian Foster go over 100 yards for the sixth time this season and over 1,000 yards rushing for the second consecutive season vs. Carolina (12/18)

### 2011 Postseason (Houston 2/2):

- Started at left tackle in his postseason debut and opened holes for Foster to rush for 153 yards in AFC Wild Card Playoff vs. Cincinnati (1/7/12)
- Paved the way for Foster to rush for 132 yards, the most Baltimore's defense has ever given up in a postseason game, in AFC Divisional Playoff at Baltimore (1/15/12)

### 2010 (Houston 12/12):

- Started 12 games at left tackle, clearing holes to help Foster rush for a franchise record 1,616 yards
- Helped pave the way for Foster's franchise-record 231 yards rushing vs. Indianapolis (9/12)
- Provided pocket protection for Schaub, enabling him to throw for a franchise-record 497 yards and three touchdowns at Washington (9/19)
- Opened holes for Foster to rush for 143 yards vs. Tennessee (11/28)
- Paved the way for Foster to rush for 180 yards vs. Jacksonville (1/2) and wrap up the 2010 NFL rushing title

### 2009 (Houston 16/16):

- Started at right guard and helped Schaub set a career high with four touchdown passes at Tennessee (9/20)
- Helped Schaub pass for his second consecutive 300-yard game vs. Jacksonville (9/27)

### 2008 (Houston 16/16):

- Started all 16 games and helped clear the way for RB Steve Slaton to lead all rookie rushers with 1,282 yards on the ground
- Helped Slaton run for his first 100-yard game when he started at right guard at Jacksonville (9/28)
- Helped Schaub tie a career high with three touchdown passes at Jacksonville and again vs. Cincinnati (10/26)
- Helped Slaton set a Texans rookie record with 156 rushing yards at Indianapolis (11/16)
- Blocked for Schaub to throw for 414 yards and two touchdowns at Green Bay (12/7)
- Started at right guard vs. Tennessee (12/14) in which he was part of the offensive line that helped Slaton run for his third consecutive 100-yard game

### COLLEGE:

- Registered 71 knockdown blocks in his three seasons as an offensive tackle
- Earned second-team All-Atlantic Coast Conference recognition for the second straight season and was a two-time state Offensive Lineman/End of the Year pick by the Richmond Touchdown Club
- Recorded six tackles and blocked three kicks on special teams as a senior and also caught three passes for 64 yards (21.3 average) and one touchdown, adding three yards on a rushing attempt
- Apparel, housing and resource management major, with a minor in consumer studies

### PERSONAL:

- Attended Hermitage (Richmond, Va.) High School where he lettered twice as a tight end and defensive end
- Played in the Panthers' first three games his senior year before suffering a broken leg, but returned for the Central Region semifinal game, catching seven passes for just under 100 yards in his limited playing time, and also recorded 15 tackles along with a pair of sacks to earn second-team All-District honors
- Lettered in basketball and track, as he finished fourth in the Group AAA outdoor shot put competition

### Brown's Career Stats

- Games/Starts: 2008: 16/16; 2009: 16/16; 2010: 12/12; 2011: 16/16; Total: 60/60.
- Postseason Games/Starts: 2011: 2/2; Total: 2/2



## RANDY BULLOCK

### KICKER

# 4

Height: 5-9 | Weight: 208 | College: Texas A&M |  
 Hometown: Klein, Texas | Rookie |  
 1st with Texans | Age as of Kickoff Weekend 2012: 22 |  
 Acquired: D5, 2012 (161st overall) | 2012 GP/GS: 0/0 |  
 Career GP/GS: 0/0 | Teams: Houston, 2012 |

**TRANSACTIONS:** Selected by Houston Texans in the fifth round (161st overall) of the 2012 NFL Draft.

#### COLLEGE:

- First Team All-American, All-BigXII and the Lou Groza Place-Kicker Award winner as a senior
- Holds the career scoring record at Texas A&M with 365 points and ranks eighth on the Big XII Conference all-time record chart
- Set a school season scoring record with 142 points in 2011, besting Joel Hunt's mark of 128 points, set in 1927
- His 142 points in 2011, ranks second all-time among Big XII kickers
- Holds the school all-time record with 63 field goals which ranks him third in Big XII Conference history
- Set a school single-season record with 29 field goals and 55 PATs in 2011
- Set the Texas A&M career record with 176 successful PATs
- Earned All-America first-team honors from The NFL Draft Report, Associated Press, Sporting News, American Football Coaches Association, Walter Camp., Sports Illustrated, CBSSports.com and Pro Football Weekly for his senior season
- Led the nation with an average of 2.33 field goals per game in 2011
- His 29 field goals tied for the third-most in NCAA FBS history
- Earned All-Big XII Conference honorable mention and Academic All-Big XII accolades his junior year
- Took over as the No. 1 kicking option and scored 87 points on 12 of 19 field goals and 51 PATs his sophomore year
- Kicked in the team's final seven games and scored 38 points his freshman season

#### PERSONAL:

- Attended Klein High School, where he earned first-team All-District honors after connecting on 11-of-14 field goal attempts and was a perfect on 39 PATs in 2007
- Earned All-Greater Houston and All-Texas accolades
- Booted a 54-yard field goal, believed to be the eighth-longest field goal in Texas high school football history
- Petroleum Engineering major



## RASHAD BUTLER TACKLE

# 78

Height: 6-4 | Weight: 317 | College: Miami (Fla.) |  
 Hometown: West Palm Beach, Fla. | 7th NFL Season |  
 6th with Texans | Age as of Kickoff Weekend 2012: 29 |  
 Acquired: FA-'07 (Carolina) | 2012 GP/GS: 0/0 |  
 Career GP/GS: 41/4 | Teams: Carolina, 2006; Houston, 2007-12 |

**TRANSACTIONS:** Selected by Carolina Panthers in third round (89th overall) of 2006 NFL draft...Released by Panthers on Sept. 3, 2007...Claimed off waivers by Houston Texans on Sept. 3, 2007...Re-signed by the Texans on April, 7, 2009...Placed on injured reserve on Sept. 22, 2011.

### CAREER:

- Selected in the third round but did not play during his rookie season for the Carolina Panthers
- Has served as the primary backup at both tackle positions in his time with the Texans
- Made his first four career starts in 2010

### 2011 (Houston 2/0):

- Paved the way for Ben Tate to rush for 116 yards vs. Indianapolis (9/11) and 103 yards at Miami (9/18) while also seeing action on special teams
- Placed on injured reserve after suffering a tricep injury (9/22)

### 2010 (Houston 16/4):

- Saw action on special teams in the first two games to start the season
- Made his first career start vs. Dallas (9/26) at left tackle in place of Duane Brown
- Started at left tackle for the next three games at Oakland (10/3), vs. the New York Giants (10/10) and vs. Kansas City (10/17)
- Saw action on special teams in the final 10 games of the regular season

### 2009 (Houston 15/0):

- Dressed but did not play vs. the New York Jets (9/13)
- Filled in for an injured Duane Brown at left tackle for the second half at St. Louis (12/20)
- Played at tackle and on special teams at Miami (12/27)

### 2008 (Houston 0/0):

- Was inactive for all 16 games

### 2007 (Houston 8/0):

- Joined the Texans just prior to the start of the regular season when the team claimed him off waivers
- Saw action in eight games, primarily on special teams, and served as the primary backup at both tackle positions in the second half of the season
- Inactive for the first eight games of the year
- Made his NFL debut at Oakland (11/4) on special teams and played in each of the last eight games
- Came on as a reserve tackle vs. Tampa Bay (12/9), Denver (12/13) and at Indianapolis (12/23)

### 2006 (Carolina 0/0):

- Dressed but did not play in one contest and was inactive for 11 games before being placed on injured reserve (11/8) with a staph infection

### COLLEGE:


- Started all 12 games for the first time in his career at right tackle as a senior, including the Peach Bowl
- Member of the offensive line unit that helped the offense average 353.1 yards per game
- Started final eight games of his junior season at left tackle, including the Peach Bowl victory against Florida
- Saw action in 10 games at right tackle with four starts as a sophomore
- Made his first career start against Florida and helped pave the way for the Miami offense to produce 454 total yards
- Graduated with a degree in sociology

### PERSONAL:

- Rated as the No. 22 overall player in Florida by the Gainesville Sun and a SuperPrep All-America as a senior at Dwyer H.S. in Palm Beach Gardens, Fla.
- Helped lead his team to the Florida Class 5A state finals during senior season...participated in the Lowes Day at the Movies League Program, 2007 Caravan Tour and the NFL/United Way "Hometown Huddle '06"
- Lives in Palm Beach Gardens, Fla.

### Butler's Career Statistics

- Games/Starts: 2007: 8/0, 2008: 0/0, 2009: 15/0, 2010: 16/4, 2011: 2/0; Career: 41/4.



## ANTOINE CALDWELL

# 62

Height: 6-3 | Weight: 311 | College: Alabama |  
 Hometown: Montgomery, Ala. | 4th NFL Season |  
 4th with Texans | Age as of Kickoff Weekend 2012: 26 |  
 Acquired: D3-'09 (77th overall) | 2012 GP/GS: 0/0 |  
 Career GP/GS: 28/13 | Teams: Houston, 2009-12 |

**TRANSACTIONS:** Selected by Houston Texans in the third round (77th pick overall) of the 2009 NFL Draft... signed with Texans on July 28, 2009.

### CAREER:

- Versatile and physical lineman who has provided depth across the line during his first three seasons
- Was part of a top-four offense during each of his first two seasons

### 2011 (Houston 5/3):

- Dressed but did not play in 11 games
- Saw action at right guard vs. Oakland (10/9) and Tampa Bay (11/13)
- Made his first start of 2011 and helped Arian Foster rush for more than 100 yards for the sixth time this season and go over 1,000 yards rushing for the second consecutive season vs. Carolina (12/18)
- Made his postseason debut in AFC Wild Card Playoff vs. Cincinnati (1/7/12)

### 2010 (Houston 12/7):

- Played in 12 games with seven starts at right guard in his second season on an offense that averaged 386.6 yards per game
- Helped pave the way for Foster's franchise-record 231 yards rushing vs. Indianapolis (9/12)
- Provided pocket protection for QB Matt Schaub, enabling him to throw for a franchise-record 497 yards and three touchdowns at Washington (9/19)
- Helped the Texans rush for 249 yards without allowing a sack at Oakland (10/3)
- Started at right guard at Tennessee (12/19)
- Paved the way for Foster to rush for 180 yards vs. Jacksonville (1/2/11) and wrap up the 2010 NFL rushing title

### 2009 (Houston 11/3):

- Played in 11 games with three starts as a rookie and saw significant action throughout the season on an offense that averaged 383.1 yards per game
- Played in his first career NFL game at right guard at Cincinnati (10/18)
- Helped the offense gain more than 300 yards for the 11th consecutive game at Jacksonville (12/6)
- Made the first start of his NFL career and part was of the offensive line that blocked for Schaub as he threw for 365 yards and two touchdowns vs. Seattle (12/13) without allowing a sack
- Blocked for Schaub at St. Louis (12/20) where he threw for 367 yards and was not sacked for the second consecutive game and fourth time in 2009

### COLLEGE:

- Started 48 games during his career at Alabama, including 34 at center, 12 at left guard, one at right guard and one at right tackle
- Participated in 1,569 offensive snaps and allowed just one sack on 806 pass plays during his final 23 games
- One of eight players in school history to serve as team captain twice in a career
- As a senior, was an All-American first-team selection by the American Football Coaches Association and The Sporting News
- Consensus All-Southeastern Conference first-team pick, recipient of the team's Mal Moore Leadership Award and named the team's Most Inspirational Player that year as well
- Started at four positions as a junior in 2007, earning All-SEC pick as a sophomore in 2006 and freshman All-SEC first-team and All-SEC honorable mention from the league's coaches in 2005
- Redshirted in 2004
- Became the first Crimson Tide football player to graduate in under three years, earning his degree in human environmental sciences

### PERSONAL:

- Attended Lee (Montgomery, Ala.) High School
- Allowed just one quarterback sack as a senior and earned All-State first-team honors
- Rated the 10th-best overall prospect in the state of Alabama by Super Prep magazine
- Has an older brother, Arsenio, and a twin brother, Anthony

### Caldwell's Career Statistics

- Games/Starts: 2009: 11/3, 2010: 12/7; 2011: 5/3; Total: 28/13.
- Postseason Games/Starts: 2011: 2/0; Total: 2/0.



## ROC CARMICHAEL CORNERBACK

# 20

Height: 5-10 | Weight: 184 | College: Virginia Tech |  
 Hometown: Clinton, Md. | 2nd NFL Season |  
 2nd with Texans | Age as of Kickoff Weekend 2012: 23 |  
 Acquired: D4, 2011 (127th overall) | 2012 GP/GS: 0/0 |  
 Career GP/GS: 0/0 | Teams: Houston, 2011-12 |

**TRANSACTIONS:** Selected by Houston Texans in the fourth round (127th overall) in the 2011 NFL Draft... signed by the Texans on July 31, 2011...placed on injured reserve on Sept. 16, 2011.

### 2011 (Houston 0/0):


- Inactive in the season opener vs. Indianapolis (9/11)
- Placed on injured reserve after suffering a shoulder injury during the preseason (9/16)

### COLLEGE:

- Started 27-of-54 games in his career when he recorded 115 tackles (75 solo), 16 deflections, 10 interceptions for 158 yards in returns (17.6 avg.), 6.5 stops for losses for 34 yards, three quarterback pressures and one sack and returned two interceptions for touchdowns to rank fourth on the school's all-time list
- Earned second-team All-American and All-ACC first-team preseason honors in 2010
- Totaled 26 tackles (19 solo) while ranking second on the team with four interceptions for 87 yards in returns and a touchdown and broke up seven passes and was selected as the ACC Defensive Player of the Week once
- Named a second-team All-ACC selection by the NFL Draft Report in 2009 and was the recipient of the Don Williams Team United Award, given to the defensive player who put the team first...ranked sixth on the team in tackles with 55 (31 solo) to go along with six deflections and six interceptions...
- Led the Hokies in interceptions while placing second in the ACC and tied for 11th nationally and his six interceptions also ranked seventh on the school's single-season record list
- Finished with eight tackles (5 solos), including one for a 3-yard loss and also deflected one pass

### PERSONAL:

- Graduated with a degree in Human Development and is presently working on a second undergraduate degree (human services)
- Attended Gwynn Park (Brandywine, Md.) High School, lettering three times for the varsity as a defensive back and running back
- Totaled 115 tackles with 12 interceptions in three varsity seasons, compiling 1,785 yards and 19 touchdowns rushing
- Received All-Mid Atlantic 47 honors from Super Prep, in addition to garnering All-Conference and All-Region honors
- Nicknamed "Roc" as a child by his father



## JAMES CASEY

### FULLBACK

Height: 6-3 | Weight: 243 | College: Rice |  
 Hometown: Azle, Texas | 4th NFL Season |  
 4th with Texans | Age as of Kickoff Weekend 2012: 27 |  
 Acquired: D5-'09 (152nd overall) | 2012 GP/GS: 0/0 |  
 Career GP/GS: 45/11 | Teams: Houston, 2009-12 |

# 86

**TRANSACTIONS:** Selected by Houston Texans in the fifth round (152nd pick overall) of the 2009 NFL Draft...signed with Texans on July 28, 2009.

#### CAREER:

- Versatile athlete who made the transition to fullback from tight end for the 2011 season
- Joined the Texans as a fifth-round draft choice in 2009 after a standout two-year career at Rice University in Houston
- In his first three seasons, Casey has seen action at tight end and fullback and has caught 32 passes for 422 yards and one touchdown

#### 2011 (Houston 14/7):

- Set career highs with 18 receptions for 260 yards and a touchdown
- Made his first career start at fullback and caught three passes for 29 yards and led the way for Ben Tate to rush for 116 yards vs. Indianapolis (9/11)
- Paved the way for Tate to run for his second straight 100-yard game at Miami (9/18)
- Caught five passes for a career-high 126 yards including the first touchdown of his career on a diving catch in the end zone at New Orleans (9/25)
- Made one special teams tackle and caught an eight-yard pass vs. Pittsburgh (10/2)
- Made two special teams tackles vs. Oakland (10/9)
- Inactive at Baltimore (10/16) and at Tennessee (10/23)
- Led all Texans receivers with a career-high seven receptions for 91 yards vs. Tennessee (11/12)
- Started in his postseason debut and had one carry for no gain along with a team-high two special teams tackles in AFC Wild Card Playoff vs. Cincinnati (1/7/12)

#### 2010 (Houston 16/4):

- Played in all 16 games, including four starts at tight end and caught eight passes for 98 yards
- Led the team with 17 special teams tackles for the season
- Set career highs with four receptions and 48 yards receiving vs. San Diego (11/7)
- Made his first career NFL start and caught one pass for 18 yards at Jacksonville (11/14)
- Started and made one special teams tackle vs. Tennessee (11/28)
- Caught one pass for 21 yards at Denver (12/26)

#### 2009 (Houston 15/0):

- Saw action in 15 games as a rookie and caught six passes for 64 yards
- Made professional debut vs. the New York Jets (9/13) and played on special teams
- Appeared at fullback and made a tackle on special teams at Tennessee (9/20)
- Saw action at fullback and made a tackle and returned his first career kick on special teams vs. Jacksonville (9/27)
- Played tight end, fullback and on special teams vs. San Francisco (10/25)
- Made his first career NFL reception and ended the game with two catches for 14 yards at Buffalo (11/1) and made the tackle on a fake punt to turn the ball back over to Houston and take firm control of the game

#### COLLEGE:

- Appeared in 25 games, starting 17 and recorded 157 receptions for 1,914 yards and 17 touchdowns
- His 157 receptions ranked third, 1,914 receiving yards ranked fourth in school history and added 11 touchdowns on 102 carries for 392 yards
- Completed 4-of-12 passes for 37 yards, two touchdowns and one interception; and returned 15 punts for 117 yards (7.8 avg) and gained 2,393 all-purpose yards, an average of 95.72 yards per game
- Set school season records with 111 receptions for 1,329 yards in 2008, becoming the first player in school history to catch more than 100 passes in a season
- All-American first-team selection by The NFL Draft Report, earning third-team honors from Rivals.com in 2008
- Academic All-American second-team choice by ESPN and unanimous first-team All-Conference USA pick that year
- Freshman All American first-team selection by the Football Writers Association, adding second-team honors from The Sporting News and Rivals.com and consensus C-USA All-Freshman team choice in 2007
- Triple major in economics, managerial studies and sport management
- Returned to Rice to complete his degree during the 2011 offseason

#### PERSONAL:

- Standout in both football and baseball at Azle (Texas) High where he earned All-District honors as a quarterback during his junior year in 2001
- Named All-State and Academic All-State in baseball as well as District 6-4A Most Valuable Player as a senior
- Threw a no-hitter in first varsity game
- Selected in the seventh round of the 2003 Major League Baseball Draft by the Chicago White Sox as a pitcher
- James and his wife Kylie welcomed their first son, Cannon James, in May, 2010

#### Casey's 2011 Season Statistics

Date, Opp	GP	GS	Rush	Yds	Avg	Lg	TD	Rec	Yds	Avg	Lg	TD
9/11 vs. IND	1	1	0	0	--	0	0	3	29	9.7	13	0
9/18 @ MIA	1	1	0	0	--	0	0	0	0	--	0	0
9/25 @ NO	1	1	1	11	11.0	11	0	5	126	25.2	62	1
10/2 vs. PIT	1	1	0	0	--	0	0	1	8	8.0	8	0
10/9 vs. OAK	1	1	0	0	--	0	0	0	0	--	0	0
10/16 @ BAL								INACTIVE				
10/23 @ TEN								INACTIVE				
10/30 vs. JAX	1	0	0	0	--	0	0	0	0	--	0	0
11/6 vs. CLE	1	0	0	0	--	0	0	1	1	1.0	1	0
11/13 @ TB	1	0	0	0	--	0	0	0	0	--	0	0
11/27 @ JAX	1	1	0	0	--	0	0	1	5	5.0	5	0
12/4 vs. ATL	1	0	0	0	--	0	0	0	0	--	0	0
12/11 @ CIN	1	0	0	0	--	0	0	0	0	--	0	0
12/18 vs. CAR	1	0	0	0	--	0	0	0	0	--	0	0
12/22 @ IND	1	0	0	0	--	0	0	0	0	--	0	0
1/1 vs. TEN	1	1	0	0	--	0	0	7	91	13.0	21	0
<b>2011 Totals</b>	<b>14</b>	<b>7</b>	<b>1</b>	<b>11</b>	<b>11.0</b>	<b>11</b>	<b>0</b>	<b>18</b>	<b>260</b>	<b>14.4</b>	<b>62</b>	<b>1</b>

#### Casey's Career Statistics

Year Team	G	GS	Rush	Yds	Avg	Lg	TD	Rec	Yds	Avg	Lg	TD
2009 HOU	15	0	0	0	--	0	0	6	64	10.7	32	0
2010 HOU	16	4	0	0	--	0	0	8	98	12.3	33	0
2011 HOU	14	7	1	11	11.0	11	0	18	260	14.4	62	1
<b>NFL Totals</b>	<b>45</b>	<b>11</b>	<b>1</b>	<b>11</b>	<b>11.0</b>	<b>11</b>	<b>0</b>	<b>32</b>	<b>422</b>	<b>13.2</b>	<b>62</b>	<b>1</b>

#### Casey's 2011 Season Highs

Receptions	7	vs. Tennessee (91 yards), 1/1/12
Receiving Yards	126	at New Orleans (5 receptions), 9/25/11
Receiving Long	62	at New Orleans, 9/25/11
Rushing Yards	11	at New Orleans, 9/25/11
Rushing Long	11	at New Orleans, 9/25/11

#### Casey's Career Highs

Receptions	7	vs. Tennessee (91 yards), 1/1/12
Receiving Yards	126	at New Orleans (5 receptions), 9/25/11
Receiving Long	62	at New Orleans, 9/25/11
Rushing Yards	11	at New Orleans (1 attempt), 9/25/11
Rushing Long	11	at New Orleans, 9/25/11

#### Additional Statistics

Special Teams Tackles: 23 total; 2009 – 3; 2010 – 17; 2011 – 3.  
 Tackles: 1 Total; 2009 – 1.



## SHAUN CODY NOSE TACKLE

Height: 6-4 | Weight: 301 | College: Southern California |  
Hometown: Hacienda Heights, Calif. | 8th NFL Season |  
4th with Texans | Age as of Kickoff Weekend 2011: 29 |  
Acquired: UFA-'09 (Detroit) | 2012 GP/GS: 0/0 |  
Career GP/GS: 99/57 | Teams: Detroit, 2005-08; Houston, 2009-12 |

# 95

**TRANSACTIONS:** Drafted by Detroit Lions in the second round (37th pick overall) in the 2005 NFL Draft... signed by Lions on July 29, 2005... signed by Houston Texans as unrestricted free agent on March 30, 2009.

### CAREER:

- Has started 45 games with the Texans in three years with the club
- Has 174 career tackles in seven seasons
- Has appeared in 99 career games with 57 starts and has 3.0 career sacks with one interception, two fumble recoveries and one forced fumble

### 2011 (Houston 16/16):

- Started every game at nose tackle in Houston's 3-4 scheme, recording 23 tackles, one sack and two passes defended
- Recovered the second fumble of his career in the season opener vs. Indianapolis (9/11)
- Sacked Ben Roethlisberger for a 7-yard loss vs. Pittsburgh (10/2)
- Made four tackles (three solo) vs. Baltimore (10/16)
- Intercepted a Colt McCoy pass to on a two-point conversion attempt vs. Cleveland (11/6)
- Made three solo tackles including one for a loss and a pass defended at Jacksonville (11/27)
- Assisted on two tackles and broke up a pass at Cincinnati (12/11)
- Made his postseason debut and registered three tackles, including one solo, in AFC Wild Card Playoff vs. Cincinnati (1/7/12)
- Made his first start of the postseason and recorded four tackles (three solo) in AFC Divisional Playoff at Baltimore (1/15/12)

### 2010 (Houston 16/16):

- Started all 16 games at defensive tackle for the first time in his career and set a career high with 38 tackles
- Had a career-high nine tackles (five solo) vs. Kansas City (10/17)
- Made two solo tackles at Jacksonville (11/14)
- Made three tackles (two solo) including one for a loss at Tennessee (12/19)
- Named a team captain for the final game and made three tackles (two solo) vs. Jacksonville (1/2/11)

### 2009 (Houston 14/13):

- Started season opener vs. the New York Jets (9/13) and made four tackles (two solo)
- Made three solo tackles vs. Tennessee (11/23)
- Made three tackles (two solo) including one for a loss vs. Seattle (12/13)

### 2008 (Detroit 16/5):

- Finished the season with a career-high 37 tackles for the Lions
- Played in all 16 games for the second time in his career
- Had a stretch in the middle of the season where he recorded six tackles in consecutive games
- Started nose tackle at Houston (10/19) and tied a career high with six tackles

### 2007 (Detroit 15/0):

- Rotated at the defensive tackle position, ending the year with 16 tackles (13 solo)
- Had his lone career interception vs. Minnesota (9/16), a diving catch off a deflected pass

### 2006 (Detroit 6/5):

- Registered 11 tackles (seven solo) in six games with five starts
- Placed on the reserve/injured list with a dislocated left toe on 11/24/06
- Made his third career start, and first opening day start, at defensive tackle against Seattle (9/10) to record five tackles (one solo)
- Had five tackles (four solo) at Chicago (9/17)

### 2005 (Detroit 16/2):

- Quickly became a regular in the defensive line rotation as a rookie, playing in all 16 games with two starts after being drafted in the second round (37th overall) of the 2005 Draft
- Made his professional debut vs. Green Bay (9/11) and recorded two total tackles (one solo)
- Recorded the first sack of his career vs. Carolina (10/16) totaled 1.5 sacks for a loss of 15.0 yards in the game
- Made his first career start against Chicago (10/30) and had first career forced fumble
- Had his first career fumble recovery at Minnesota (11/6) along with five tackles, a single-game best

### COLLEGE:

- Prior to his senior season in 2004, he moved to end from tackle and finished with a career-high 45 tackles (29 solo), 10 sacks, 13 stops for losses, two forced fumbles, two fumble recoveries and three pass deflections
- Team captain and voted Pac-10 co-Defensive Player of the Year.; SportsIllustrated.com 2004 All-American first team; Associated Press All-American first team; Football Writers Association of American first team. Finalist for the Lombardi Award and Hendricks Award and semifinalist for the Bednarik Award and Lott Trophy

### PERSONAL:

- Attended Los Altos High in Hacienda Heights (Calif.) where he made 105 tackles with 22 sacks in 2000
- USA Today All-USA first team Defensive MVP; Parade All-American; Super Prep All-American; Prep-Star All-American and Dream Team
- Also played basketball

### Cody's 2011 Season Statistics

Date, Opp	G	GS	Tackles					Interceptions					Fumbles					
			Tot	Solo	Asst	Sk	Yds	No	Yds	Lg	TD	PD	FF	FR	Yds	TD		
9/11 vs. IND	1	1	0	0	0	0.0	0.0	0	0	0	0	0	0	0	0	1	0	0
9/18 @ MIA	1	1	1	1	0	0.0	0.0	0	0	0	0	0	0	0	0	0	0	0
9/25 @ NO	1	1	0	0	0	0.0	0.0	0	0	0	0	0	0	0	0	0	0	0
10/2 vs. PIT	1	1	2	2	0	1.0	7.0	0	0	0	0	0	0	0	0	0	0	0
10/9 vs. OAK	1	1	2	2	0	0.0	0.0	0	0	0	0	0	0	0	0	0	0	0
10/16 @ BAL	1	1	4	3	1	0.0	0.0	0	0	0	0	0	0	0	0	0	0	0
10/23 @ TEN	1	1	0	0	0	0.0	0.0	0	0	0	0	0	0	0	0	0	0	0
10/30 vs. JAX	1	1	3	1	2	0.0	0.0	0	0	0	0	0	0	0	0	0	0	0
11/6 vs. CLE	1	1	2	1	1	0.0	0.0	0	0	0	0	0	0	0	0	0	0	0
11/13 @ TB	1	1	1	1	0	0.0	0.0	0	0	0	0	0	0	0	0	0	0	0
11/27 @ JAX	1	1	3	3	0	0.0	0.0	0	0	0	0	1	0	0	0	0	0	0
12/4 vs. ATL	1	1	0	0	0	0.0	0.0	0	0	0	0	0	0	0	0	0	0	0
12/11 @ CIN	1	1	2	0	2	0.0	0.0	0	0	0	0	1	0	0	0	0	0	0
12/18 vs. CAR	1	1	2	1	1	0.0	0.0	0	0	0	0	0	0	0	0	0	0	0
12/22 @ IND	1	1	1	1	0	0.0	0.0	0	0	0	0	0	0	0	0	0	0	0
1/1 vs. TEN	1	1	0	0	0	0.0	0.0	0	0	0	0	0	0	0	0	0	0	0
<b>2011 Totals</b>	<b>16</b>	<b>16</b>	<b>23</b>	<b>16</b>	<b>7</b>	<b>1.0</b>	<b>7.0</b>	<b>0</b>	<b>0</b>	<b>0</b>	<b>0</b>	<b>2</b>	<b>0</b>	<b>1</b>	<b>0</b>	<b>0</b>	<b>0</b>	<b>0</b>

### Cody's Career Statistics

Year	Team	G	GS	Tackles					Interceptions					Fumbles				
				Tot	Solo	Asst	Sk	Yds	No	Yds	Lg	TD	PD	FF	FR	Yds	TD	
2005	DET	16	2	28	17	11	1.5	15.0	0	0	0	0	0	1	1	0	0	0
2006	DET	6	5	11	7	4	0.0	0.0	0	0	0	0	0	0	0	0	0	0
2007	DET	15	0	16	13	3	0.0	0.0	1	-2	-2	0	1	0	0	0	0	0
2008	DET	16	5	37	26	11	0.0	0.0	0	0	0	0	3	0	0	0	0	0
2009	HOU	14	13	21	13	8	0.5	1.0	0	0	0	0	1	0	0	0	0	0
2010	HOU	16	16	38	21	17	0.0	0.0	0	0	0	0	0	0	0	0	0	0
2011	HOU	16	16	23	16	7	1.0	7.0	0	0	0	0	2	0	1	0	0	0
<b>NFL Totals</b>		<b>99</b>	<b>57</b>	<b>174</b>	<b>113</b>	<b>61</b>	<b>3.0</b>	<b>23.0</b>	<b>1</b>	<b>-2</b>	<b>0</b>	<b>0</b>	<b>7</b>	<b>1</b>	<b>2</b>	<b>0</b>	<b>0</b>	<b>0</b>

### Cody's 2011 Season Highs

- Tackles 4 vs. Baltimore, 10/16/11
- Sacks 1 vs. Pittsburgh (B. Roethlisberger), 10/2/11
- Fumble Recoveries 1 vs. Indianapolis, 9/11/11

### Cody's Career Highs

- Sacks 1.5 vs. Carolina (J. Delhomme), 10/16/05
- Tackles 9 vs. Kansas City, 10/17/10
- Forced Fumbles 1 vs. Oakland, 10/4/09
- Fumble Recoveries 1 twice, most recent: vs. Indianapolis, 9/11/11
- Interceptions 1 vs. Minnesota, 9/16/07 (-2 yards)





## JARED CRICK DEFENSIVE END

# 93

Height: 6-4 | Weight: 276 | College: Nebraska |  
 Hometown: Cozad, Neb. | Rookie |  
 1st with Texans | Age as of Kickoff Weekend 2012: 23 |  
 Acquired: D4c, 2012 (126th overall) | 2012 GP/GS: 0/0 |  
 Career GP/GS: 0/0 | Teams: Houston, 2012 |


**TRANSACTIONS:** Selected by Houston Texans in the fourth round (126th overall) of the 2012 NFL Draft.

### COLLEGE:

- Started his final 33 games at strong-side defensive tackle after beginning his career as a defensive end and appeared in 42 contests
- Recorded 167 tackles (75 solo)
- Ranks eighth on Nebraska's all-time sacks list with 20.0 (145 yards), had 35.0 tackles for loss (162 yards) for his career, one forced fumble, two fumble recoveries, eight pass breakups and two blocked kicks in his career
- Ranks 13th on the Nebraska's single-season chart with 17 tackles for loss in 2010
- Set school single-game records with five sacks and seven tackles for loss vs. Baylor in 2009
- Recipient of the Big Ten Conference Sportsmanship Award in his senior season
- Chuck Bednarik Award, Lombardi Award, Bronko Nagurski Trophy, Outland Trophy, Walter Camp Award, Lott Trophy and Lowe's Senior CLASS Award candidate
- Received first-team All-America honors from Rivals.com, adding second-team accolades from the Associated Press, Sports Illustrated and CBSSports.com for his junior season
- A unanimous All-Big XII Conference first-team choice and a member of the Big XII Commissioner's Spring Academic Honor Roll in 2010
- Received All-Big XII Conference first-team honors from the league's coaches his sophomore year
- Recorded a career-high 73 tackles (31 solos), ranked second on the squad and sixth in the league with 9.5 sacks (57 yards) and had 15 tackles for loss (63 yards)
- Sack total was the most in the country in 2009, edging out Ndamukong Suh's 4.5 sacks vs. Texas
- Played in nine games and made two tackles with a pass breakup Chosen Freshman All-SEC by the league's coaches his freshman year
- Redshirted as a freshman and moved inside to tackle from defensive end in the spring of 2008

### PERSONAL:

- A three-sport star at Cozad (Neb.) High School where he recorded 75 tackles and five sacks as a junior en route to Class C-1 all-state honors from the Omaha World-Herald and honorable-mention all-state accolades from the Lincoln Journal Star
- As a senior, earned second-team All-Nebraska honors from the Omaha World-Herald and second-team Super-State honors from the Lincoln Journal Star, adding first-team Class B honors from both papers
- Led the basketball team with 12 points and eight rebounds per game and finished second in the state in the shot put with a throw of 60 10-1/4 in the state track and field championships
- Graduated in August, 2011 with a degree in History
- Two-time member of the Brook Berringer Citizenship Team for his community outreach work



## BRIAN CUSHING

### INSIDE LINEBACKER

Height: 6-3 | Weight: 248 | College: Southern California |  
 Hometown: Park Ridge, N.J. | 4th NFL Season |  
 4th with Texans | Age as of Kickoff Weekend 2012: 25 |  
 Acquired: D1-'09 (15th overall) | 2012 GP/GS: 0/0 |  
 Career GP/GS: 44/44 | Teams: Houston, 2009-12 |

# 56

**TRANSACTIONS:** Selected by Houston Texans in the first round (15th pick overall) of the 2009 NFL Draft...signed by Texans on Aug. 2, 2009.

#### HONORS:

- Associated Press All-Pro Second Team (2011)
- Team Most Valuable Player (2011)
- Pro Football Weekly/PFWA All-AFC Team (2011)
- Pro Bowl Selection (2010)
- Associated Press Defensive Rookie of the Year (2009)
- Team Rookie of the Year (2009)
- Pro Football Weekly/PFWA Defensive Rookie of the Year (2009)
- Pro Football Weekly/PFWA All-Rookie Team (2009)
- AFC Defensive Player of the Week (Week 6, 2009; Week 8, 2009)
- NFL Defensive Rookie of the Month (November, 2009; December, 2009)

#### CAREER:

- Led the team in tackles in 2009 and 2011, and has 323 tackles in his career
- His 133 tackles in 2009 finished tied for second most in the AFC, trailing only Ray Lewis' 134 tackles
- Ranks 10th in team history with 9.5 career sacks
- Has six career interceptions, 19 passes defended, five forced fumbles and one safety
- Has 10 career double-digit tackle games

#### 2011 (Houston 16/16):

- Second Team Associated Press All-Pro selection and finished the season with a team-best 114 tackles (77 solo), 4.0 sacks, two interceptions and two forced fumbles
- Elected a team captain by his teammates in the second half of the season
- Started and led all Texans defenders with seven tackles (four solo) and one quarterback pressure in the season opener vs. Indianapolis (9/11)
- Led the team with 10 tackles (seven solo) at Miami (9/18), his eighth double-digit tackle game
- Made five tackles (four solo) and one quarterback pressure at New Orleans (9/25)
- Tied for the team lead with six tackles (two solo) vs. Pittsburgh (10/2)
- Recorded his first sack of the season and finished tied for the team lead in tackles with eight (seven solo) vs. Oakland (10/9)
- Made five tackles (three solo) including one for a loss at Baltimore (10/16)
- Led the defense with six tackles (five solo) and had a pass defended at Tennessee (10/23)
- Named the Defensive Player of the Game for the Texans after leading the team with seven tackles and intercepting a Blaine Gabbert pass vs. Jacksonville (10/30)
- Led the defense with seven tackles (four solo) and sacked Colt McCoy for a 5-yard loss vs. Cleveland (11/6)
- Led the defense with eight solo tackles, one sack and an interception at Tampa Bay (11/13)
- Tied for the team lead in tackles with six (five solo) while also adding two hits on the quarterback vs. Atlanta (12/4)
- Recorded his ninth career double-digit tackle game with 12 tackles (nine solo), including one for a loss vs. Carolina (12/18)
- Led the team in tackles for the 10th time in 2011 while also forcing two fumbles, including a sack-fumble on the first defensive play of the game at Indianapolis (12/22)
- Had four tackles (two solo) in only one half of play vs. Tennessee (1/1/12) in the season finale
- Led the team with 19 postseason tackles
- Started in his postseason debut and registered a team-leading eight tackles, including five solos and one for loss in AFC Wild Card Playoff vs. Cincinnati (1/7/12)
- Recorded 11 tackles (five solo) and one pass defended in AFC Divisional Playoff at Baltimore (1/15/12)

#### 2010 (Houston 12/12):

- Started the final 12 games of the regular season and totaled 76 tackles (49 solo), 1.5 sacks and one forced fumble
- Made season debut vs. the New York Giants (10/10) and had nine tackles (four solo) and one pass defended
- Made eight tackles (seven solo) including one quarterback hit vs. Kansas City (10/17)
- Returned to strongside linebacker and recorded nine solo tackles and one quarterback hit at Jacksonville (11/14)
- Made four solo tackles and forced a fumble at the New York Jets (11/21)
- Led the defense with seven tackles (three solo) including four for a loss to go along with two passes defended vs. Tennessee (11/28)
- Recorded 1.5 sacks for 12 yards lost and 10 tackles (six solo) including three for a loss vs. Baltimore (12/13)
- Made five tackles (four solo) including two quarterback hits vs. Jacksonville (1/2/11)

#### 2009 (Houston 16/16):

- Started all 16 games as a rookie and was named Associated Press Defensive Rookie of the Year
- Voted into the 2010 Pro Bowl but was unable to play due to injury
- Made professional debut for the Texans, starting at linebacker against the New York Jets (9/13), and tied for the team high with eight tackles (five solo)
- Became the first Texans rookie to lead his team in tackles in his first three career games vs. Jacksonville (9/27), where he registered eight tackles (six solo), one tackle for loss, and two pass defenses
- Wrapped up Oakland RB Justin Fargas in the end zone for the Texans first safety since 12/15/02 vs. Oakland (10/4)
- Made nine tackles (six solo), two passes defended, two forced fumbles and intercepted a pass from Bengals QB Carson Palmer late in the fourth quarter to clinch the victory at Cincinnati (10/18)
- Named the AFC Defensive Player of the Week (10/21) for his performance
- Led the Texans in tackles for the sixth time in eight games with 10 (three solo) as well as having one sack, one pass defended and one interception at Buffalo (11/1)
- Set a career high with 12 tackles (10 solo), one pass defended, one tackle for a loss and one quarterback hit at Indianapolis (11/8)
- Defensive leader in tackles for the ninth time, compiling 11 tackles (seven solo) vs. Indianapolis (11/29), where he picked off a Peyton Manning pass for his third interception of the season
- Named NFL Rookie of the Month of November after totaling 43 tackles, two interceptions and a sack
- Recorded one sack for a loss of 13 yards, three quarterback hits and 10 tackles (six solo) including three for a loss vs. Seattle (12/13)
- Made seven tackles (three solo) with two hits on Craig Nall including a half-sack for a loss of five yards at St. Louis (12/20)
- Made nine solo tackles at Miami (12/27) including one for a loss, intercepted one pass, deflected a pass and sacked an opposing quarterback for the third straight week

#### COLLEGE:

- Started 38-of-44 games he played in at USC, including 13 at right defensive end and 31 at strongside outside linebacker
- Finished his career with 178 tackles (101 solos) that included 8.5 quarterback sacks for minus 57 yards, 27.0 stops for losses totaling 106 yards and two pressures
- Intercepted one pass, deflected 12 others and blocked two punts
- Consensus All-American as a senior, earning first-team accolades from Sports Illustrated and second-team honors from The Sporting News and Associated Press, and a consensus first-team All-Pac 10 choice
- Finalist for the Butkus Award, semifinalist for the Lombardi Award and quarterfinalist for the Lott Trophy
- Honorable mention All-Pac 10 selection in 2007 and second-team all-conference pick in 2006
- Started the last four games in 2005, including the national title game

#### PERSONAL:

- Attended Bergen Catholic (Oradell, N.J.) High School
- Earned Parade, USA Today, Prep Football Report, Scout.com, Super Prep, EA Sports and Prep Star All-American honors as a senior
- Recorded 120 tackles, 11 stops for loss, 10 sacks and seven interceptions as a linebacker in 2004
- Played running back and tight end and gained 475 rushing yards with 10 touchdowns and caught 13 passes for 456 yards (35.1 avg) with seven scores

## CUSHING, BRIAN

### Cushing's 2011 Season Statistics

Date, Opp	G	GS	Tackles				Yds	Interceptions				Fumbles						
			Tot	Solo	Asst	Sk		No	Yds	Lg	TD	PD	FF	FR	Yds	TD		
9/11 vs. IND	1	1	7	4	3	0.0	0.0	0	0	0	0	0	0	0	0	0	0	0
9/18 @ MIA	1	1	10	7	3	0.0	0.0	0	0	0	0	0	0	0	0	0	0	0
9/25 @ NO	1	1	5	4	1	0.0	0.0	0	0	0	0	0	0	0	0	0	0	0
10/2 vs. PIT	1	1	6	2	4	0.0	0.0	0	0	0	0	0	0	0	0	0	0	0
10/9 vs. OAK	1	1	8	7	1	1.0	4.0	0	0	0	0	1	0	0	0	0	0	0
10/16 @ BAL	1	1	5	3	2	0.0	0.0	0	0	0	0	0	0	0	0	0	0	0
10/23 @ TEN	1	1	6	5	1	0.0	0.0	0	0	0	0	1	0	0	0	0	0	0
10/30 vs. JAX	1	1	7	3	4	0.0	0.0	1	5	5	0	1	0	0	0	0	0	0
11/6 vs. CLE	1	1	7	4	3	1.0	5.0	0	0	0	0	0	0	0	0	0	0	0
11/13 @ TB	1	1	8	8	0	1.0	8.0	1	0	0	0	1	0	0	0	0	0	0
11/27 @ JAX	1	1	7	4	3	0.0	0.0	0	0	0	0	1	0	0	0	0	0	0
12/4 vs. ATL	1	1	6	5	1	0.0	0.0	0	0	0	0	0	0	0	0	0	0	0
12/11 @ CIN	1	1	4	3	1	0.0	0.0	0	0	0	0	0	0	0	0	0	0	0
12/18 vs. CAR	1	1	12	9	3	0.0	0.0	0	0	0	0	0	0	0	0	0	0	0
12/22 @ IND	1	1	12	7	5	1.0	4.0	0	0	0	0	0	2	0	0	0	0	0
1/1 vs. TEN	1	1	4	2	2	0.0	0.0	0	0	0	0	0	0	0	0	0	0	0
<b>2011 Totals</b>	<b>16</b>	<b>16</b>	<b>114</b>	<b>77</b>	<b>37</b>	<b>4.0</b>	<b>21.0</b>	<b>2</b>	<b>5</b>	<b>5</b>	<b>0</b>	<b>5</b>	<b>2</b>	<b>0</b>	<b>0</b>	<b>0</b>	<b>0</b>	<b>0</b>

### Cushing's Career Statistics

Year Team	G	GS	Tackles				Yds	Interceptions				Fumbles						
			Tot	Solo	Asst	Sk		No	Yds	Lg	TD	PD	FF	FR	Yds	TD		
2009 HOU	16	16	133	85	48	4.0	30.5	4	26	20	0	10	2	0	0	0	0	0
2010 HOU	12	12	76	49	27	1.5	12.0	0	0	0	0	4	1	0	0	0	0	0
2011 HOU	16	16	114	77	37	4.0	21.0	2	5	5	0	5	2	0	0	0	0	0
<b>NFL Totals</b>	<b>44</b>	<b>44</b>	<b>323</b>	<b>211</b>	<b>112</b>	<b>9.5</b>	<b>63.5</b>	<b>6</b>	<b>31</b>	<b>20</b>	<b>0</b>	<b>19</b>	<b>5</b>	<b>0</b>	<b>0</b>	<b>0</b>	<b>0</b>	<b>0</b>

### Cushing's 2011 Season Highs

Tackles	12	twice, most recent: at Indianapolis, 12/22/11
Sacks	1	four times, most recent: at Indianapolis (D. Orlovsky), 12/22/11
Interceptions	1	twice, most recent: at Tampa Bay (J. Freeman), 11/13/11
Passes Defensed	1	five times, most recent: at Jacksonville, 11/27/11
Forced Fumbles	2	at Indianapolis, 12/22/11

### Cushing's Career Highs

Tackles	12	three times, most recent: at Indianapolis, 12/22/11
Sacks	1.5	vs. Baltimore (J. Flacco), 12/13/10
Interceptions	1	six times, most recent: at Tampa Bay (J. Freeman), 11/13/11
Passes Defensed	2	three times, most recent: vs. Tennessee, 11/28/10
Forced Fumbles	2	twice, most recent: at Indianapolis, 12/22/11
Safeties	1	vs. Oakland, 10/4/09



# OWEN DANIELS

## TIGHT END

Height: 6-3 | Weight: 247 | College: Wisconsin |  
 Hometown: Naperville, Ill. | 7th NFL Season |  
 7th with Texans | Age as of Kickoff Weekend 2012: 29 |  
 Acquired: D4-'06 (98th overall) | 2012 GP/GS: 0/0 |  
 Career GP/GS: 80/77 | Teams: Houston, 2006-12 |

# 81

**TRANSACTIONS:** Selected by Houston Texans in the fourth round (98th pick overall) of the 2006 NFL Draft...signed by Texans on July 12, 2006...re-signed with Texans on June 15, 2009...placed on Reserve/Injured list on Nov. 4, 2009...re-signed with Texans on June 11, 2010...re-signed with Texans on March 3, 2011.

### HONORS:

- Pro Bowl Selection (2009)

### CAREER:

- Texans all-time leader in receptions (299) and receiving yards (3,649) at tight end
- Has caught a pass in 67 consecutive regular season games played
- Ranks second in both receptions and receiving yards in team history, while his 205 receiving first downs also ranks second in team history
- Became the third player in team history to have 3,000-plus receiving yards in team history
- Is averaging 45.6 receiving yards per game, which is second in team history
- The first Texan to score in the NFL Pro Bowl when he caught a 9-yard touchdown pass in the second quarter of the 2009 game

### 2011 (Houston 15/15):

- Led the team and ranked sixth among AFC tight ends with 54 receptions and for 677 yards and had three touchdown catches
- Caught three passes for 25 yards including his first touchdown of the season on a 4-yard reception in the second quarter at Miami (9/18)
- Had five receptions for 76 yards and a touchdown for the second consecutive game at New Orleans (9/25)
- Caught a touchdown in the third consecutive game as part of a five-reception, 69-yard day vs. Pittsburgh (10/2)
- Led all Texans in receptions with a season-high seven for 89 yards vs. Oakland (10/9)
- Caught a pass in his 60th consecutive game when he hauled in a season-long 34-yarder in the second quarter at Tennessee (10/23) as part of a 71-yard day receiving
- Made four receptions for 60 yards including a crucial finger-tip catch to convert a third down at the end of the fourth quarter vs. Jacksonville (10/30)
- Surpassed 3,500 career receiving yards on his second catch of the game, an 8-yard gain in the first quarter vs. Atlanta (12/4)
- Led all Texans with 100 yards receiving on seven receptions including a one-handed grab on third down that helped set up the game winner at Cincinnati (12/11)
- Inactive in the season finale vs. Tennessee (1/1/12)
- Started in his postseason debut and caught two passes for 29 yards in AFC Wild Card Playoff vs. Cincinnati (1/7/12)
- Had two receptions for 26 yards in AFC Divisional Playoff at Baltimore (1/15/12)

### 2010 (Houston 11/10):

- Played in 11 games with 10 starts and caught 38 passes on the season for 471 yards and two touchdowns
- Caught five passes for 91 yards vs. Baltimore (12/13)
- Had a team-high eight receptions for 73 yards and his first touchdown of the season at Denver (12/26)
- Recorded five receptions for 62 yards and a touchdown vs. Jacksonville (1/21/11)

### 2009 (Houston 8/8):

- Started the first eight games of the season and caught 40 passes for 519 yards and five touchdowns before suffering a season ending knee injury Week 9
- Had six receptions for 72 yards and a third quarter game-tying touchdown at Tennessee (9/20) to help set up for the game-winning field goal
- Caught eight passes for 94 yards in the second half at Arizona (10/11)
- Caught seven passes for 78 yards and tied a career high with two touchdowns at Cincinnati (10/18)
- Was the team leader in receptions and yards vs. San Francisco (10/25) where he had seven catches for 123 yards and a touchdown
- Made one catch for 22 yards at Buffalo (11/1) before leaving the game with a torn ACL and being placed on the reserve/injured list (11/4)

### 2008 (Houston 16/16):

- Started all 16 games and caught 70 passes for 862 yards and two touchdowns, earning his first trip to the Pro Bowl
- Ranked second among AFC tight ends in receiving yards (862) and first downs (46), trailing only Kansas City TE Tony Gonzalez in both categories
- Ranked in the top five among AFC tight ends in receptions (third, 70), receiving yards per game (third, 53.9) and yards per reception (fourth, 12.3)
- Teamed with Andre Johnson to form the most prolific receiver-tight end pairing in the NFL with a combined 185 receptions and 2,437 yards
- Recorded 66 yards on six receptions including two touchdowns vs. Detroit (10/19)
- Caught 11 passes for 131 yards, both career-highs at Minnesota (11/2)
- Caught seven passes for 111 yards at Oakland (12/21)

### 2007 (Houston 16/16):

- Started all 16 games and finished with 63 catches for 768 yards and three touchdowns
- Reception and yardage totals both ranked sixth among NFL tight ends
- His 63 catches were second-most on the team and his 768 yards ranked third
- Caught a season-high seven passes for 56 yards vs. Indianapolis (9/23)
- Caught six passes for a season-high 96 yards vs. Miami (10/7)
- Tied his season high with seven receptions for 82 yards and scored his first touchdown of the season at Cleveland (11/25)

### 2006 (Houston 14/12):

- Started 12 games as a rookie and finished tops in NFL among rookie tight ends with 34 catches for 352 yards and five touchdowns
- His five scores tied for the team lead and were the most ever by a Texans tight end
- Started his first career game vs. Philadelphia (9/10)
- Registered four catches for 44 yards, including his first career touchdown for 33 yards at Indianapolis (9/17)
- Had a season-high 99 receiving yards with nine catches and two TDs at Tennessee (10/29), setting a team record for rookie tight ends

### COLLEGE:

- Began his Wisconsin career on special teams and at quarterback
- Moved to flanker and then tight end as a sophomore and also saw action at split end and wingback
- Played in 43 games during his career, 36 of them as a receiver
- Caught 62 passes for 852 yards (13.7 avg) and eight touchdowns
- Atmospheric and oceanic sciences major who earned Academic All-Big Ten Conference honors in 2002

### PERSONAL:

- Resides in Houston
- Played basketball and ran track at Naperville (Ill.) Central High School for the Redhawks

### Daniels' 2011 Season Statistics

Date, Opp	GP	GS	Rush	Yds	Avg	Lg	TD	Rec	Yds	Avg	Lg	TD
9/11 vs. IND	1	1	0	0	--	0	0	1	12	12.0	12	0
9/18 @ MIA	1	1	0	0	--	0	0	3	25	8.3	11	1
9/25 @ NO	1	1	0	0	--	0	0	5	76	15.2	23	1
10/2 vs. PIT	1	1	0	0	--	0	0	5	69	13.8	30	1
10/9 vs. OAK	1	1	0	0	--	0	0	7	89	12.7	28	0
10/16 @ BAL	1	1	0	0	--	0	0	2	13	6.5	8	0
10/23 @ TEN	1	1	0	0	--	0	0	4	71	17.8	34	0
10/30 vs. JAX	1	1	0	0	--	0	0	4	60	15.0	30	0
11/6 vs. CLE	1	1	0	0	--	0	0	3	32	10.7	12	0
11/13 @ TB	1	1	0	0	--	0	0	3	31	10.3	13	0
11/27 @ JAX	1	1	0	0	--	0	0	4	31	7.8	24	0
12/4 vs. ATL	1	1	0	0	--	0	0	3	35	11.7	17	0
12/11 @ CIN	1	1	0	0	--	0	0	7	100	14.3	27	0
12/18 vs. CAR	1	1	0	0	--	0	0	2	29	14.5	17	0
12/22 @ IND	1	1	0	0	--	0	0	1	4	4.0	4	0
1/1 vs. TEN							INACTIVE					
<b>2011 Totals</b>	<b>15</b>	<b>15</b>	<b>0</b>	<b>0</b>	<b>--</b>	<b>0</b>	<b>0</b>	<b>54</b>	<b>677</b>	<b>12.5</b>	<b>34</b>	<b>3</b>

### Daniels' Career Statistics

Year	Team	G	GS	Rush	Yds	Avg	Lg	TD	Rec	Yds	Avg	Lg	TD
2006	Hou	14	12	0	0	--	0	0	34	352	10.3	33	5
2007	Hou	16	16	0	0	--	0	0	63	768	12.2	29	3
2008	Hou	16	16	0	0	--	0	0	70	862	12.3	35	2
2009	Hou	8	8	0	0	--	0	0	40	519	13.0	44	5
2010	Hou	11	10	0	0	--	0	0	38	471	12.4	31	2
2011	Hou	15	15	0	0	--	0	0	54	677	13	34	3
<b>NFL Totals</b>		<b>80</b>	<b>77</b>	<b>0</b>	<b>0</b>	<b>0.0</b>	<b>0</b>	<b>0</b>	<b>299</b>	<b>3,649</b>	<b>12.2</b>	<b>44</b>	<b>20</b>

### Daniels' 2011 Season Highs


Receptions	7	twice, most recent: at Cincinnati, 12/11/11
Receiving Yards	100	at Cincinnati, 12/11/11
Receiving Touchdowns	1	three times, most recent: vs. Pittsburgh, 10/2/11
Receiving Long	34	at Tennessee, 10/23/11

### Daniels' Career Highs

Receptions	11	at Minnesota (133 yards), 11/2/08
Receiving Yards	133	at Minnesota (11 receptions), 11/2/08
Receiving Touchdowns	2	three times, most recent: Cincinnati, 10/18/09
Receiving Long	44	vs. Oakland, 10/4/09

### Additional Statistics

Special Teams Tackles: 2 total; 2006 – 2.  
 Tackles: 1 Total; 2009 – 1.



## QUINTIN DEMPS

### FREE SAFETY

Height: 5-11 | Weight: 206 | College: UTEP |  
 Hometown: San Antonio, Texas | 5th NFL Season |  
 3rd with Texans | Age as of Kickoff Weekend 2012: 27 |  
 Acquired: FA-'10 | 2012 GP/GS: 0/0 | Career GP/GS: 36/0 |  
 Teams: Philadelphia, 2008-09; Houston, 2010-12 |

# 27

**TRANSACTIONS:** Selected by Philadelphia Eagles in the fourth round (117th overall) in the 2008 NFL Draft...signed by Eagles on May 30, 2008...released by Eagles on Sept. 4, 2010...signed with Texans on December 7, 2010...released by Texans on Sept. 3, 2011...signed by Texans on Oct. 25, 2011.

#### CAREER:

- Has played in 36 career games, recording 34 total tackles, a sack and three interceptions while also returning 58 kickoffs for 1,469 yards and a touchdown
- Has recorded two interceptions and 22 tackles in 11 games with the Texans

#### 2011 (Houston 9/0):

- Signed by the Texans to active roster (10/25) and recorded a career-high 22 tackles and had two interceptions and four passes defended
- Returned five kickoffs for 169 yards (33.8 average)
- Assisted on a tackle and had a pass defended vs. Jacksonville (10/30)
- Made two solo tackles and intercepted a Colt McCoy pass and returned it 42 yards to set up a field goal to end the first half vs. Cleveland (11/6)
- Had four tackles (three solo) and intercepted a Josh Freeman pass and returned it five yards at Tampa Bay (11/13)
- Made three tackles (two solo) at Jacksonville (11/27)
- Had four solo tackles vs. Atlanta (12/4)
- Had one solo tackle and broke up a pass while also averaging 42.0 yards on two kickoff returns including a long of 50 yards vs. Carolina (12/18)
- Returned one kickoff 33 yards at Indianapolis (12/22)
- Led the Texans defense with a career-high six solo tackles in the season finale vs. Tennessee (1/1/12)
- Started and made one solo tackle in AFC Wild Card Playoff vs. Cincinnati (1/7/12)
- Recorded two solo tackles in AFC Divisional Playoff at Baltimore (1/15/12)

#### 2010 (Houston 2/0):

- Released by Eagles following training camp (9/4) and was signed by Texans (12/7)
- Inactive vs. Baltimore (12/13) and at Tennessee (12/19)
- Saw action on special teams at Denver (12/26) and vs. Jacksonville (1/2)

#### 2009 (Philadelphia 9/0):

- Played in nine games and recorded seven solo tackles, one interception and three passes defended
- Returned six kickoffs for 155 yards, with a long of 48

#### 2008 (Philadelphia 16/0):

- Played in all 16 games as a rookie and recorded five solo tackles, one sack, one pass defended and one forced fumble
- Returned 52 kickoffs for 1,314 yards (25.3 average) and one touchdown, a 100-yard return at Baltimore (11/23)

#### COLLEGE:

- Had 17 career interceptions at UTEP and became the first player in school and Conference USA history to have two 100-yard interception returns in both a season and a career
- As a senior in 2007, was a third-team All-American and had five interceptions for 220 yards and five touchdowns, 72 tackles, a 13.3-yard punt return average and a 22.4-yard kickoff return average
- Had seven interceptions and 67 tackles as a junior in 2006

#### PERSONAL:

- Prepped at Theodore Roosevelt High School in San Antonio, Texas

#### Demps' 2011 Season Statistics

Date, Opp	G	GS	Tackles				Sk	Yds	Interceptions				Fumbles						
			Tot	Solo	Asst				No	Yds	Lg	TD	PD	FF	FR	Yds	TD		
9/11 vs. IND																			
9/18 @ MIA																			
9/25 @ NO																			
10/2 vs. PIT																			
10/9 vs. OAK																			
10/16 @ BAL																			
10/23 @ TEN																			
10/30 vs. JAX	1	0	1	0	1	0.0	0.0	0	0	0	0	0	1	0	0	0	0	0	0
11/6 vs. CLE	1	0	2	2	0	0.0	0.0	1	42	42	0	1	0	0	0	0	0	0	0
11/13 @ TB	1	0	4	3	1	0.0	0.0	1	5	5	0	1	0	0	0	0	0	0	0
11/27 @ JAX	1	0	3	2	1	0.0	0.0	0	0	0	0	0	0	0	0	0	0	0	0
12/4 vs. ATL	1	0	4	4	0	0.0	0.0	0	0	0	0	0	0	0	0	0	0	0	0
12/11 @ CIN	1	0	0	0	0	0.0	0.0	0	0	0	0	0	0	0	0	0	0	0	0
12/18 vs. CAR	1	0	1	1	0	0.0	0.0	0	0	0	0	1	0	0	0	0	0	0	0
12/22 @ IND	1	0	1	0	1	0.0	0.0	0	0	0	0	0	0	0	0	0	0	0	0
1/1 vs. TEN	1	0	6	6	0	0.0	0.0	0	0	0	0	0	0	0	0	0	0	0.0	0
<b>2011 Totals</b>	<b>9</b>	<b>0</b>	<b>22</b>	<b>18</b>	<b>4</b>	<b>0.0</b>	<b>0.0</b>	<b>2</b>	<b>47</b>	<b>42</b>	<b>0</b>	<b>4</b>	<b>0</b>	<b>0</b>	<b>0</b>	<b>0</b>	<b>0</b>	<b>0</b>	<b>0</b>

#### Demps' Career Statistics

Year Team	G	GS	Tackles				Sk	Yds	Interceptions				Fumbles						
			Tot	Solo	Asst				No	Yds	Lg	TD	PD	FF	FR	Yds	TD		
2008 PHI	16	0	5	5	0	1.0	9.0	0	0	0	0	1	1	0	0	0	0	0	0
2009 PHI	9	0	7	7	0	0	0.0	1	12	12	0	3	0	0	0	0	0	0	0
2010 HOU	2	0	0	0	0	0.0	0.0	0	0	0	0	0	0	0	0	0	0	0	0
2011 HOU	9	0	22	18	4	0.0	0.0	2	47	42	0	4	0	0	0	0	0	0	0
<b>NFL Totals</b>	<b>36</b>	<b>0</b>	<b>34</b>	<b>30</b>	<b>4</b>	<b>1.0</b>	<b>9.0</b>	<b>3</b>	<b>59</b>	<b>42</b>	<b>0</b>	<b>8</b>	<b>1</b>	<b>0</b>	<b>0</b>	<b>0</b>	<b>0</b>	<b>0</b>	<b>0</b>

#### Demps' 2011 Season Highs

Tackles 6 vs. Tennessee, 1/1/12  
 Interceptions 1 twice, most recent: at Tampa Bay (J. Freeman), 11/13/11  
 Passes Defensed 1 four times, most recent: vs. Carolina, 12/18/11

#### Demps' Career Highs

Tackles 6 vs. Tennessee, 1/1/12  
 Sacks 1 vs. Cleveland, 12/15/08  
 Interceptions 1 three times, most recent: at Tampa Bay (J. Freeman), 11/13/11  
 Passes Defensed 1 eight times, most recent: vs. Carolina, 12/18/11  
 Forced Fumbles 1 vs. Dallas, 12/28/08



## TIM DOBBINS INSIDE LINEBACKER

# 52

Height: 6-1 | Weight: 245 | College: Iowa State |  
 Hometown: Nashville, Tenn. | 7th NFL Season |  
 2nd with Texans | Age as of Kickoff Weekend 2012: 29 |  
 Acquired: FA-'11 | 2012 GP/GS: 0/0 | Career GP/GS: 93/16 |  
 Teams: San Diego, 2006-09; Miami, 2010; Houston, 2012 |

**TRANSACTIONS:** Drafted by San Diego Chargers in the fifth round (151st overall) of the 2006 NFL Draft...signed by Chargers on July 24, 2006...re-signed by Chargers on April 19, 2010...acquired by Miami Dolphins on April 22, 2010 via trade...signed as a free agent by Houston Texans on Aug. 7, 2011.

### CAREER:

- Has appeared in 93 games with 16 starts, totaling 154 tackles (115 solo), two sacks for 13 yards, two interceptions for 17 yards, eight passes defended and six forced fumbles
- Played for Texans defensive coordinator Wade Phillips during his rookie season in San Diego
- Started 8-of-16 games, registering career highs of 78 tackles (42 solo), one interception and three forced fumbles in 2008

### 2011 (Houston 15/0):

- Led the team with nine special teams tackles on the year
- Recorded one special teams solo tackle in the season opener vs. Indianapolis (9/11) and was named the team Special Teams Player of the Game
- Made a special teams tackle at New Orleans (9/25)
- Tied for the team lead with two special teams tackles at Baltimore (10/16)
- Made a special teams tackle vs. Cleveland (11/6)
- Led the team with two special teams tackles vs. Atlanta (12/4)
- Assisted on two tackles at Cincinnati (12/11)
- Forced a fumble and broke up a pass in the season finale vs. Tennessee (1/1/12)
- Made one solo tackle and one special teams tackle in AFC Wild Card Playoff vs. Cincinnati (1/7/12)
- Made one solo tackle, stopping Ray Rice on fourth down at the one-yard line to prevent a touchdown, in AFC Divisional Playoff at Baltimore (1/15/12)

### 2010 (Miami 16/6):

- Started six games and played in a reserve role 10 times, finishing the season with 43 tackles
- Made his Dolphin debut in a reserve role at Buffalo (9/12)
- Had three tackles and sacked Ravens QB Joe Flacco for a 6-yard loss at Baltimore (11/7)
- Started and led the Dolphins in tackles with 11 stops at New England (1/2/11)

### 2009 (San Diego 14/2):

- Played in 14 games with two starts and finished season with 57 tackles, one sack, one interception and four special teams tackles
- Was awarded game ball from coaches after interception and a career-high 14 tackles at Kansas City (10/25)
- Quarterback pressure led to safety in win vs. Kansas City (11/29)
- Was awarded game ball at Dallas (12/13) for hand in second, third and fourth-down stops during key goal line stand

### 2008 (San Diego 16/8):

- Played in all 16 games for the third consecutive season, with a career-high eight starts
- Notched interception in third quarter at Oakland (9/28) which led to Chargers' first touchdown of game en route to a 28-18 win
- Started first-career game at inside linebacker vs. New England (10/12)
- Paced squad with season high 13 tackles and a forced fumble in NFL International Series game against New Orleans in London (10/26)
- Led team with season high four special teams tackles vs. Denver (12/28)
- Helped save season with an 8-yard sack of Peyton Manning at Colts' 1-yard line on third down late in fourth quarter of AFC Wild Card Playoff game vs. Indianapolis (1/3/09)

### 2007 (San Diego 16/0):

- Played in all 16 games, primarily on special teams, and had 16 tackles, including 12 on special teams
- Recorded nine stops at inside linebacker after Matt Wilhelm left contest in first quarter (calf) at New England (9/16)
- Had a forced fumble on special teams and team-high three stops in win vs. Detroit (12/16)
- Led team with two special teams tackles in AFC Championship Game at New England (1/20)

### 2006 (San Diego 16/0):

- Played in all 16 games, primarily on special teams, and notched a career-high 18 tackles and added four tackles on defense
- Scored first-career touchdown, recovering muffed punt in end zone vs. Arizona (12/31)

### COLLEGE:

- First-team All-Big 12 as senior and honorable mention as junior at Iowa State
- Big 12 Defensive Newcomer of Year in 2004
- Spent 2002-03 seasons at Copiah-Lincoln Junior College in Mississippi
- All-state honorable mention in Mississippi Association of Community and Junior Colleges as a sophomore
- Finished junior college career with 210 tackles, 13 sacks and four interceptions
- Played at Iowa State from 2004-05

### PERSONAL:

- Attended Glencliff (Nashville, TN) High school where he was an All-State linebacker
- Selected to play in 2002 Tennessee-Kentucky All-Star Game in Knoxville
- Born in Nashville, Tenn.

### Dobbins' 2011 Season Statistics

Date, Opp	G	GS	Tot	Tackles			Yds	Interceptions				Fumbles						
				Solo	Asst	Sk		No	Yds	Lg	TD	PD	FF	FR	Yds	TD		
9/11 vs. IND	1	0	0	0	0	0.0	0.0	0	0	0	0	0	0	0	0	0	0	0
9/18 @ MIA	1	0	0	0	0	0.0	0.0	0	0	0	0	0	0	0	0	0	0	0
9/25 @ NO	1	0	0	0	0	0.0	0.0	0	0	0	0	0	0	0	0	0	0	0
10/2 vs. PIT	1	0	0	0	0	0.0	0.0	0	0	0	0	0	0	0	0	0	0	0
10/9 vs. OAK	INACTIVE																	
10/16 @ BAL	1	0	0	0	0	0.0	0.0	0	0	0	0	0	0	0	0	0	0	0
10/23 @ TEN	1	0	0	0	0	0.0	0.0	0	0	0	0	0	0	0	0	0	0	0
10/30 vs. JAX	1	0	0	0	0	0.0	0.0	0	0	0	0	0	0	0	0	0	0	0
11/6 vs. CLE	1	0	0	0	0	0.0	0.0	0	0	0	0	0	0	0	0	0	0	0
11/13 @ TB	1	0	0	0	0	0.0	0.0	0	0	0	0	0	0	0	0	0	0	0
11/27 @ JAX	1	0	0	0	0	0.0	0.0	0	0	0	0	0	0	0	0	0	0	0
12/4 vs. ATL	1	0	0	0	0	0.0	0.0	0	0	0	0	0	0	0	0	0	0	0
12/11 @ CIN	1	0	2	0	2	0.0	0.0	0	0	0	0	0	0	0	0	0	0	0
12/18 vs. CAR	1	0	0	0	0	0.0	0.0	0	0	0	0	0	0	0	0	0	0	0
12/22 @ IND	1	0	0	0	0	0.0	0.0	0	0	0	0	0	0	0	0	0	0	0
1/1 vs. TEN	1	0	2	2	0	0.0	0.0	0	0	0	0	1	1	0	0	0	0	0
<b>2011 Totals</b>	<b>15</b>	<b>0</b>	<b>4</b>	<b>2</b>	<b>2</b>	<b>0.0</b>	<b>0.0</b>	<b>0</b>	<b>0</b>	<b>0</b>	<b>0</b>	<b>1</b>	<b>1</b>	<b>0</b>	<b>0</b>	<b>0</b>	<b>0</b>	<b>0</b>

### Dobbins' Career Statistics

Year	Team	G	GS	Tot	Tackles			Yds	Interceptions				Fumbles					
					Solo	Asst	Sk		No	Yds	Lg	TD	PD	FF	FR	Yds	TD	
2006	SD	16	0	1	0	1	0.0	0.0	0	0	0	0	0	0	1	0	0	0
2007	SD	16	0	9	8	1	0.0	0.0	0	0	0	0	1	1	2	0	0	0
2008	SD	16	8	46	36	10	0.0	0.0	1	4	4	0	4	3	0	0	0	0
2009	SD	14	2	51	37	14	1.0	7.0	1	13	13	0	1	1	0	0	0	0
2010	MIA	16	6	43	32	11	1.0	6.0	0	0	0	0	1	0	0	0	0	0
2011	HOU	15	0	4	2	2	0.0	0.0	0	0	0	0	1	1	0	0	0	0
<b>NFL Totals</b>		<b>93</b>	<b>16</b>	<b>154</b>	<b>115</b>	<b>39</b>	<b>2.0</b>	<b>13.0</b>	<b>2</b>	<b>17</b>	<b>13</b>	<b>0</b>	<b>8</b>	<b>6</b>	<b>3</b>	<b>0</b>	<b>0</b>	<b>0</b>

### Dobbins' 2011 Season Highs

- Tackles 2 twice, most recent: vs. Tennessee, 1/1/12
- Forced Fumbles 1 vs. Tennessee, 1/1/12
- Special Teams Tackles 1 three times, most recent: vs. Tennessee, 1/1/12

### Dobbins' Career Highs

- Sacks 1 twice, most recent: at Baltimore (J. Flacco), 11/7/10
- Tackles 11 three times, most recent: at New England, 1/2/11
- Interceptions 1 twice, most recent: at Kansas City (M. Cassell), 10/25/09
- Fumble Recoveries 1 three times, most recent: vs. Baltimore, 11/25/07
- Forced Fumbles 1 six times, most recent: vs. Tennessee, 1/1/12

### Additional Statistics

Special Teams Tackles: 61 total; 2006 – 18; 2007 – 12; 2008 – 13; 2009 – 4; 2010 – 5; 2011 – 9.



### JUSTIN FORSETT RUNNING BACK

# 28

Height: 5-8 | Weight: 198 | College: California |  
 Hometown: Lakeland, Fla. | 5th NFL Season |  
 1st with Texans | Age as of Kickoff Weekend 2012: 26 |  
 Acquired: UFA-'12 | 2012 GP/GS: 0/0 | Career GP/GS: 62/7 |  
 Teams: Seattle 2008-11; Indianapolis, 2008; Houston, 2012 |

**TRANSACTIONS:** Selected by the Seattle Seahawks in the seventh round (233th overall) of the 2008 NFL Draft...Waived by the Seahawks on Sept. 9, 2008...Signed off waivers by Indianapolis Colts on Sept. 11, 2008...Released by the Indianapolis Colts on Oct. 7, 2008...Signed by Seahawks to the practice squad on Oct. 9, 2008...Signed by Seahawks from practice squad to active roster on Oct. 14, 2008...Signed by Houston Texans as an unrestricted free agent on June 4, 2012.

#### CAREER:

- Has appeared in 62 career games with seven starts rushing for 1,287 yards on 278 carries and seven touchdowns
- Earned position on the Seahawks 53-man roster to open the 2008 season, but was waived following Week 1 and signed with Indianapolis.
- Saw limited action as a returner on special teams. Returned to Seattle's practice squad (10/10) eventually signing to the active roster (10/14)
- Led team in 2009 with a 5.4 yards/carry average and four rushing touchdowns while finishing second with 114 carries and 619 yards.
- Served rookie season as the Seahawks primary punt returner and was second among all NFL rookies with a 9.7-yard return average.

#### 2011 (Seattle 16/0)

- Saw action in all 16 games for the Seahawks, rushing for 145 and a touchdown in addition to 23 receptions for 128 yards
- Had 10 yards on three rushes and 20 yards on three receptions at Pittsburgh (9/18)
- Had 11 yards on three carries and 30 yards on three receptions vs. Atlanta (10/2)
- Rushed eight times for 23 yards at Cleveland (10/23)
- Had one reception for 13 yards and a kickoff return for 11 yards vs. Cincinnati (10/30)
- Had a season-high 31 yards on four carries, including a 22-yard touchdown at St. Louis (11/20)
- Had one rush for eight yards and two catches for 14 yards vs. St. Louis (12/12)
- Rushed six times for 12 yards and had a nine-yard reception at Chicago (12/18)
- Rushed once for five yards and had 20 yards on two receptions vs. San Francisco (12/24)
- Had 16 yards on six rushes at Arizona (1/1/12)

#### 2010 (Seattle 16/5):

- Saw action in all 16 games, including five starts at running back
- Rushed for 523 yards with a long of 32 yards and had two touchdowns on the season
- Rushed for 67 yards on 10 attempts, made four first downs and scored a touchdown at Chicago (10/17)

#### 2009 (Seattle 16/2):

- Saw action in all 16 games and recorded two starts
- Rushed for 619 yards and posted 350 receiving yards with four touchdowns
- Rushed for 123 yards and recorded a touchdown at Arizona (11/15)
- Racked up 80 receiving yards with a long of 47 at Minnesota (11/22)

#### 2008 (Seattle 11/0, Indianapolis 3/0)

- Recorded 223 yards on 23 punt returns in 11 games with Seattle
- Posted 248 yards on 11 kick returns in his three games with Indianapolis

#### COLLEGE:

- In 49 games at California, Forsett started 18, including 13 as a senior
- Ranks third in school history with 3,220 yards rushing and fourth with 26 touchdowns on the ground, as he carried 567 times
- Caught 41 passes for 386 yards and a score, adding 162 yards on 10 kickoff returns while recovering a blocked punt for a touchdown
- Recorded seven tackles (six solo) on special teams.

#### PERSONAL:

- Attended Grace Prep Academy in Arlington, Texas as a junior and senior after spending freshman and sophomore years at Polk High in Mulberry, Fla. before family moved to Texas
- Led the Academy to back-to-back state championships in the Texas private school division, earning Class 4A First-Team All-State and Most Valuable Player honors
- Member of the Dallas Morning News' All-Area Top 100 team and participated in the Texas All-Star Game, earning MVP accolades in that contest
- Scored 63 touchdowns and rushed for nearly 5,000 yards during final two seasons
- Also lettered in basketball and track at Grace Prep

#### Forsett's 2011 Season Statistics

Date, Opp	GP	GS	Rush	Yds	Avg	Lg	TD	Rec	Yds	Avg	Lg	TD
9/11 @ SF	1	0	3	3	1.0	3	0	3	8	2.7	8	0
9/18 @ PIT	1	0	3	10	3.3	8	0	3	20	6.7	10	0
9/25 vs. ARI	1	0	1	0	0.0	0	0	1	1	1.0	1	0
10/2 vs. ATL	1	0	3	11	3.7	8	0	3	30	10.0	18	0
10/9 @ NYG	1	0	4	9	2.4	4	0	0	0	--	--	0
10/23 @ CLE	1	0	8	23	2.9	8	0	0	0	--	--	0
10/30 vs. CIN	1	0	0	0	--	--	0	1	13	13.0	13	0
11/6 @ DAL	1	0	2	8	4.0	9	0	2	14	7.0	13	0
11/13 vs. BAL	1	0	1	3	3.0	3	0	0	0	--	--	0
11/20 @ STL	1	0	4	31	7.8	22	1	1	2	2.0	2	0
11/27 vs. WAS	1	0	1	1	1.0	1	0	1	1	1.0	1	0
12/1 vs. PHI	1	0	2	5	2.5	6	0	0	0	--	--	0
12/12 vs. STL	1	0	1	8	8.0	8	0	2	14	7.0	11	0
12/18 @ CHI	1	0	6	12	2.0	9	0	1	9	9.0	9	0
12/24 vs. SF	1	0	1	5	5.0	5	0	2	20	10.0	12	0
1/1 @ ARI	1	0	6	16	2.7	13	0	3	-4	-1.3	9	0
<b>2011 Totals</b>	<b>16</b>	<b>0</b>	<b>46</b>	<b>145</b>	<b>3.2</b>	<b>22</b>	<b>1</b>	<b>23</b>	<b>128</b>	<b>5.6</b>	<b>18</b>	<b>0</b>

#### Forsett's Career Statistics

Year	Team	G	GS	Rush	Yds	Avg	Lg	TD	Rec	Yds	Avg	Lg	TD
2008	SEA	11	0	0	0	--	--	0	0	0	--	--	0
2008	IND	3	0	0	0	--	--	0	0	0	--	--	0
2009	SEA	16	2	114	619	5.4	35	4	41	350	8.5	47	1
2010	SEA	16	5	118	523	4.4	32	2	33	252	7.6	21	0
2011	SEA	16	0	46	145	3.2	22	1	23	128	5.6	18	0
<b>NFL totals</b>		<b>62</b>	<b>7</b>	<b>278</b>	<b>1,287</b>	<b>4.6</b>	<b>35</b>	<b>7</b>	<b>97</b>	<b>730</b>	<b>7.5</b>	<b>47</b>	<b>1</b>

#### Forsett's 2011 Season Highs

Rushing Yards	21	at St. Louis (4 attempts), 11/20/11
Rushing Attempts	8	at Cleveland (23 yards), 10/23/11
Rushing Long	22	at St. Louis, 11/20/11
Rushing Touchdowns	1	at St. Louis, 11/20/11
Receptions	3	four times, most recent: at Arizona, 11/1/12
Receiving Yards	30	vs. Atlanta (3 receptions), 10/2/11
Receiving Long	18	vs. Atlanta, 10/2/11

#### Forsett's Career Highs

Rushing Yards	130	at St. Louis (22 attempts), 11/29/09
Rushing Attempts	22	at St. Louis (130 yards), 11/29/09
Rushing Touchdowns	2	at St. Louis, 11/29/09
Rushing Long	35	vs. Tampa Bay, 12/20/09
Receptions	8	at Minnesota (80 yards), 11/22/09
Receiving Yards	80	at Minnesota (8 receptions), 11/22/09
Receiving Long	47	at Minnesota (8 receptions), 11/22/09

#### Additional Statistics

Special Teams Tackles: 3 total; 2009 - 2.



## ARIAN FOSTER RUNNING BACK

Height: 6-1 | Weight: 229 | College: Tennessee |  
 Hometown: San Diego, Calif. | 4th NFL Season |  
 4th with Texans | Age as of Kickoff Weekend 2012: 26 |  
 Acquired: CFA-'09 | 2012 GP/GS: 0/0 |  
 Career GP/GS: 35/27 | Teams: Houston, 2009-12 |

# 23

**TRANSACTIONS:** Signed by Houston Texans as an undrafted free agent on May 1, 2009...released by Texans on Sept. 5, 2009...signed to Texans practice squad on Sept. 6, 2009...signed to Texans active roster on Nov. 17, 2009.

### HONORS:

- Elected to the 2012 Pro Bowl
- Played in the 2011 Pro Bowl as a starter
- Associated Press First-Team All-Pro (2010) ; Second-Team All-Pro (2011)
- Sporting News All-Pro (2010)
- Pro Football Weekly/Pro Football Writers of America All-NFL Team (2010)
- Pro Football Weekly/Prof Football Writers of America Most Improved Player (2010)
- Three-time AFC Offensive Player of the Week (Week 1, 2010; Week 4, 2011; Week 7, 2011)
- Two-time AFC Offensive Player of the Month (September, 2010; October, 2011)
- FedEx Ground Player of the Week (Week 1, 2010; Week 17, 2010)
- FedEx Ground Player of the Year Finalist (2010)
- Houston Texans Team MVP (2010)
- ESPY - NFL Strongest Performance (2011)

### CAREER:

- Ranks second in franchise history with 3,097 yards and first with 24 rushing touchdowns
- Led NFL in rushing in 2010 and recorded the most rushing yards ever by an undrafted player with 1,616 yards, surpassing Priest Holmes' previous record of 1,615 set in 2002
- Was the third player in NFL history to amass 1,600 rushing yards and 600 receiving yards in a season
- Finished 2009 with 54 carries for 257 yards and three touchdowns to go with eight receptions for 93 yards
- Has 15 100-yard rushing games and three 100-yard receiving games in his career
- Became the fifth player in NFL history to surpass 1,000 rushing yards and 600 receiving yards in consecutive seasons (2010-11)

### 2011 (Houston 13/13):

- Third in NFL in scrimmage yards and averaged an NFL-best 141.6 yards per game
- Finished the season with 278 rushes for 1,224 yards and 10 touchdowns along with 53 receptions for 617 yards and two touchdowns
- Inactive for three games
- Made his 2011 debut, rushing for 33 yards on 10 carries at Miami (9/18)
- Returned to starting lineup vs. Pittsburgh (10/2) and ran for 155 yards on 30 carries, including a 42-yard touchdown run which proved to be the game winner
- Set a career-high with 116 yards receiving on five receptions while rushing for an additional 68 yards on 22 carries vs. Oakland (10/9)
- Became the first Texans player to surpass 100 yards rushing and receiving in the same game and 32nd all-time, finishing with 115 yards rushing and 119 yards receiving with three touchdowns (2 rushing, 1 receiving) at Tennessee (10/23)
- Ran for 112 yards on 33 carries and a touchdown vs. Jacksonville (10/30)
- Had 19 carries for 124 yards including a 19-yard touchdown run vs. Cleveland (11/6)
- Joined Walter Payton as the only back to have two 70+ yard touchdown receptions in a season since 1970 after he had a 78-yard touchdown reception as part of 102-yard receiving and 84-yard rushing day at Tampa Bay (11/13)
- Carried 31 times for 111 yards and a touchdown vs. Atlanta (12/4)
- Surpassed the 1,000-yard mark for the second consecutive season while running for 109 yards on 16 carries and a touchdown vs. Carolina (12/18)
- Ran for season-high 158 yards on 23 carries and a touchdown vs. Indianapolis (12/22)
- Finished the postseason with 51 rushes for 285 yards, the most by any running back in NFL history in his first two playoff games, and three touchdowns; also caught eight passes for 51 yards
- Started in his postseason debut and rushed for 153 yards on 24 carries with two scores, including a 42-yard scoring run in the fourth quarter, and caught three passes for 29 yards in AFC Wild Card Playoff vs. Cincinnati (1/7/12)
- Rushed 27 times for 132 yards, the most ever given up by Baltimore's defense in a postseason game, and a touchdown to go along with five receptions for 22 yards in AFC Divisional Playoff at Baltimore (1/15/12)

### 2010 (Houston 16/13):

- Led NFL in rushing yards (1,616), scrimmage yards (2,220), scoring by a non-kicker (108 points), touchdowns (18) and first downs (123), all of which were Texans team records
- Ran for a franchise-record 231 yards and three touchdowns on 33 carries vs. Indianapolis (9/12), becoming the first player in NFL history to run for 200-plus yards and three touchdowns on opening weekend
- His 231 yards rushing in a game were the seventh-most in NFL history, earning him AFC Offensive Player of the Week and FedEx Ground NFL Player of the Week honors
- Rushed for 133 yards on 17 carries, including a 74-yard touchdown on his first carry of the game and caught three passes for 56 yards, including a 10-yard touchdown reception at Oakland (10/3)
- Had 143 yards rushing on 30 carries and another nine receptions for a season-high 75 yards, totaling

218 all-purpose yards vs. Tennessee (11/28)

- Broke RB Steve Slaton's single-season franchise rushing record of 1,282 yards from 2008 as he ran for 100 yards on 20 carries and added four catches for 25 yards vs. Baltimore (12/13) on Monday Night Football
- Wrapped up the NFL rushing title with 180 yards on 31 carries and two touchdowns in the season finale vs. Jacksonville (1/2), earning FedEx Ground Player of the Week honors for the second time in the 2010 season

### 2009 (Houston 6/1):

- Saw action in the last six games of his rookie season, starting one, and finished the season with 257 yards on 54 carries and three touchdowns
- Made his NFL debut vs. Tennessee (11/23) and played on special teams where he assisted on one tackle
- Saw action at running back for the first time in his NFL career vs. Seattle (12/13)
- Scored his first career touchdown on a 17-yard run up the middle in the second quarter at Miami (12/27) and finished the game with 19 carries for 97 yards
- Made his first career start vs. New England (1/3/10) and posted his first career 100-yard game, rushing for 119 yards and two scores on 20 carries

### COLLEGE:

- Rushed for 2,964 yards in four years at the University of Tennessee
- Led the team with 570 rushing yards and a touchdown as a senior in 2008
- Finished sixth among SEC rushing leaders with 1,193 yards and 12 touchdowns along with 39 receptions for 340 yards and two scores as a junior in 2007, earning second-team All-SEC honors from the Associated Press and Rivals.com
- Rushed 91 times for 322 yards with five touchdowns and caught 11 passes for 88 yards as a sophomore in 2006
- Earned freshman All-America accolades from Rivals.com and *The Sporting News* in 2005 when he ran for 879 yards and five touchdowns
- Ran for a career-high 223 yards against Vanderbilt
- Redshirted during the 2004 season

### PERSONAL:

- San Diego Union-Tribune's All-San Diego Western League Player of the Year as a senior at Mission Bay High School
- Named All-West Region by PrepStar and also earned All-California Interscholastic Federation honors
- Led county with 2,500 all-purpose yards, racking up 2,093 rushing yards and 24 touchdowns while adding six scores on kickoff returns as senior in 2003
- Was a member of the basketball and track and field squads in addition to the football team

### Foster's 2011 Season Statistics

Date, Opp	GP	GS	Rush	Yds	Avg	Lg	TD	Rec	Yds	Avg	Lg	TD
9/11 vs. IND												
9/18 @ MIA	1	1	10	33	3.3	14	0	2	7	3.5	4	0
9/25 @ NO												
10/2 vs. PIT	1	1	30	155	5.2	42	1	3	11	3.7	8	0
10/9 vs. OAK	1	1	22	68	3.1	20	0	5	116	23.2	60	0
10/16 @ BAL	1	1	15	49	3.3	16	0	6	52	8.7	16	0
10/23 @ TEN	1	1	25	115	4.6	17	2	5	119	23.8	78	1
10/30 vs. JAX	1	1	33	112	3.4	14	1	1	12	12.0	12	0
11/6 vs. CLE	1	1	19	124	6.5	27	1	5	26	5.2	8	0
11/13 @ TB	1	1	17	84	4.9	17	1	4	102	25.5	78	1
11/27 @ JAX	1	1	22	65	3.0	43	1	7	24	3.4	8	0
12/4 vs. ATL	1	1	31	111	3.6	18	1	3	41	13.7	28	0
12/11 @ CIN	1	1	15	41	2.7	9	0	4	33	8.3	21	0
12/18 vs. CAR	1	1	16	109	6.8	22	1	5	58	11.6	25	0
12/22 @ IND	1	1	23	158	6.9	30	1	3	16	5.3	9	0
1/1 vs. TEN												
<b>2011 Totals</b>	<b>13</b>	<b>13</b>	<b>278</b>	<b>1,224</b>	<b>4.4</b>	<b>43</b>	<b>10</b>	<b>53</b>	<b>617</b>	<b>11.6</b>	<b>78</b>	<b>2</b>

### Foster's Career Statistics

Year	Team	G	GS	Rush	Yds	Avg	Lg	TD	Rec	Yds	Avg	Lg	TD
2009	Hou	6	1	54	257	4.8	24	3	8	93	11.6	20	0
2010	Hou	16	13	327	1,616	5.0	74	16	66	604	9.2	50	2
2011	Hou	13	13	278	1,224	4.4	43	10	53	617	11.6	78	2
<b>NFL Totals</b>		<b>35</b>	<b>27</b>	<b>659</b>	<b>3,097</b>	<b>4.7</b>	<b>74</b>	<b>29</b>	<b>127</b>	<b>1,314</b>	<b>10.3</b>	<b>78</b>	<b>4</b>





# FOSTER, ARIAN

**Foster's 2011 Season Highs**

Rushing Yards	158	at Indianapolis (23 attempts), 12/22/11
Rushing Attempts	33	vs. Jacksonville (112 yards), 10/30/11
Rushing Long	43	vs. Jacksonville, 10/30/11
Rushing Touchdowns	2	at Tennessee, 10/23/11
Receptions	7	at Jacksonville (24 yards), 11/27/11
Receiving Yards	119	at Tennessee (5 receptions), 10/23/11
Receiving Long	78t	twice, most recent: at Tampa Bay, 11/13/11

**Foster's Career Highs**

Rushing Yards	231	vs. Indianapolis (33 attempts), 9/12/10
Rushing Attempts	33	twice, most recent: vs. Jacksonville (112 yards), 10/30/11
Rushing Touchdowns	3	vs. Indianapolis, 9/12/10
Rushing Long	74t	at Oakland, 10/3/10
Receptions	9	twice, most recent: vs. Tennessee (75 yards), 11/28/10
Receiving Yards	119	at Tennessee (5 receptions), 10/23/11
Receiving Long	78t	twice, most recent: at Tampa Bay, 11/13/11

**Additional Statistics**

Special Teams Tackles: 1 total; 2009 – 1.



## KEYARON FOX LINEBACKER

# 45

Height: 6-3 | Weight: 235 | College: Georgia Tech |  
 Hometown: Atlanta, Ga. | 9th NFL Season |  
 1st with Texans | Age as of Kickoff Weekend 2012: 30 |  
 Acquired: D3-04 (93rd overall) | 2012 GP/GS: 0/0 | Career GP/GS: 98/7 |  
 Teams: Kansas City, 2004-08; Pittsburgh, 2009-11; Washington, 2011;  
 Houston, 2012 |

**TRANSACTIONS:** Selected by Kansas City Chiefs in the third round (93rd overall) in the 2004 NFL Draft... Re-signed as a restricted free agent on April 24, 2007...Declared free agent on Feb. 29, 2008...Signed by the Pittsburgh Steelers as an unrestricted free agent on March 12, 2008...Declared free agent on July 25, 2011...Signed by Washington Redskins as an unrestricted free agent on Aug. 6, 2011...Declared free agent on March 13, 2012...Signed by Houston Texans as an unrestricted free agent.

### CAREER:

- Has played in 85 career games with seven starts
- Has amassed 93 career tackles (73 solo), one sack, one interception and two forced fumbles

### 2011 (Washington 13/0):

- Saw action in 13 games as linebacker
- Registered seven tackles on the season, as well as six special teams tackles

### 2010 (Pittsburgh 16/0):

- Saw action on special teams in 11 games and as linebacker in five games
- Racked up seven tackles, one forced fumble, two fumble recoveries and 16 special teams tackles on the season
- Recorded four tackles and one special teams tackle at Tampa Bay (9/26)
- Made one tackle and three special teams tackles at Cleveland (1/2)

### 2009 (Pittsburgh 16/3):

- Saw action in 16 games and started three games at inside linebacker
- Finished with 18 tackles, an interception, a touchdown, a forced fumble and 18 special teams tackles
- Recorded 10 tackles in the season opener vs. Tennessee (9/10)
- Posted his first career interception for an 82-yard touchdown vs. Minnesota (10/25)

### 2008 (Pittsburgh 13/0):

- Saw action in 13 games, recording two tackles, two fumble recoveries and 14 special teams tackles
- Registered two tackles and two special teams tackles vs. Cleveland (12/28)

### 2007 (Kansas City 10/0):

- Saw action in 10 games, racking up 12 tackles on the season and 9 special teams tackles
- Recorded nine tackles at New York Jets (12/30)

### 2006 (Kansas City 16/4):

- Posted a team-high 37 tackles, one sack and one forced fumble on the season
- Recorded a season-high 12 tackles at Cleveland (12/3)

### 2005 (Kansas City 2/0)

- Saw action in two games where he racked up one tackle and two special teams tackles

### 2004 (Kansas City 12/0)

- Saw action in 12 games in his rookie season, recording six special teams tackles

### COLLEGE:

- Saw duty in 45 games (35 starts) at Georgia Tech
- Finished his career with 376 tackles (210 solo), nine sacks, 40 tackles for loss, one interception (35 yards), two fumble recoveries and six forced fumbles
- Started all 13 games as a senior
- Was a second-team All-America selection of Sports Illustrated
- Earned first-team All-ACC honors and finished second in the voting for ACC Defensive Player of the Year
- Recorded a career-high 155 tackles (79 solos), including four sacks and four forced fumbles
- Played in 12 games (11 starts) in his junior campaign and had 92 tackles (49 solos)
- Also had 3.0 sacks (-18.0 yards), an interception, a fumble recovery, a forced fumble, as well as six passes defended and three quarterback pressures
- Played in 12 games with 11 starts as a sophomore, registering 95 tackles (60 solos) and two sacks
- Played in eight games as a freshman, recording 34 tackles (22 solos)

### PERSONAL:

- Credited with 139 tackles, six interceptions, seven sacks, five fumble recoveries and five forced fumbles as a senior at Westlake High School in Atlanta, Ga
- Also caught nine passes for 400 yards.
- Named to the Atlanta-Journal Constitution's list of the Top 75 college prospects in Georgia
- Was MVP of the Georgia-Florida All-Star Game with 10 tackles, two tackles for a loss and a forced fumble that was returned for a touchdown
- Collected 83 tackles, 20 sacks, eight interceptions and three fumble recoveries as a junior
- Served as an intern with the Legacy Financial Group during the 2007 offseason
- Majored in management at Georgia Tech

### Fox's 2011 Season Statistics

Date, Opp	G			Tackles			Interceptions					Fumbles					
	G	GS	Tot	Solo	Asst	Sk	Yds	No	Yds	Lg	TD	PD	FF	FR	Yds	TD	
9/11 vs. NYG	1	0	0	0	0	0	0	0	0	0	0	0	0	0	0	0	0
9/18 vs. ARZ	INACTIVE																
9/26 @ DAL	1	0	0	0	0	0	0	0	0	0	0	0	0	0	0	0	0
10/2 vs. STL	1	0	0	0	0	0	0	0	0	0	0	0	0	0	0	0	0
10/16 vs. PHI	1	0	0	0	0	0	0	0	0	0	0	0	0	0	0	0	0
10/23 @ CAR	1	0	1	1	0	0.0	0.0	0	0	0	0	0	0	0	0	0	0
10/30 @ BUF	1	0	4	2	2	0.0	0.0	0	0	0	0	0	0	0	0	0	0
11/6 vs. SF	1	0	0	0	0	0.0	0.0	0	0	0	0	0	0	0	0	0	0
11/13 @ MIA	INACTIVE																
11/20 vs. DAL	INACTIVE																
11/27 @ SEA	1	0	0	0	0	0.0	0.0	0	0	0	0	0	0	0	0	0	0
12/4 vs. NYJ	1	0	0	0	0	0.0	0.0	0	0	0	0	0	0	0	0	0	0
12/11 vs. NE	1	0	0	0	0	0.0	0.0	0	0	0	0	0	0	0	0	0	0
12/18 @ NYG	1	0	0	0	0	0.0	0.0	0	0	0	0	0	0	0	0	0	0
12/24 vs. MIN	1	0	0	0	0	0.0	0.0	0	0	0	0	0	0	0	0	0	0
1/1 @ PHI	1	0	2	1	1	0.0	0.0	0	0	0	0	0	0	0	0	0	0
<b>2011 Totals</b>	<b>13</b>	<b>0</b>	<b>7</b>	<b>4</b>	<b>3</b>	<b>Sk</b>	<b>0.0</b>	<b>0</b>	<b>0</b>	<b>0</b>	<b>0</b>	<b>0</b>	<b>0</b>	<b>0</b>	<b>0</b>	<b>0</b>	<b>0</b>

### Fox's Career Statistics


Year	Team	G			Tackles			Interceptions					Fumbles					
		G	GS	Tot	Solo	Asst	Sk	Yds	No	Yds	Lg	TD	PD	FF	FR	Yds	TD	
2004	KC	12	0	0	0	0	0.0	0.0	0	0	-	0	0	0	0	0	0	0
2005	KC	2	0	1	1	0	0.0	0.0	0	0	-	0	0	0	0	0	0	0
2006	KC	16	4	45	37	8	5.0	0.0	0	0	-	0	1	1	1	0	0	0
2007	KC	10	0	12	11	1	0.0	0.0	0	0	-	0	0	0	0	0	0	0
2008	PIT	13	0	2	1	1	0.0	0.0	0	0	-	0	0	0	2	18	0	0
2009	PIT	16	3	26	18	8	0.0	82.0	1	82	82	1	1	0	1	5	0	0
2010	PIT	16	0	7	5	2	0.0	0.0	0	0	-	0	2	1	2	0	0	0
2011	WAS	13	0	7	4	3	0.0	0.0	0	0	-	0	0	0	0	0	0	0
<b>NFL Totals</b>		<b>98</b>	<b>7</b>	<b>100</b>	<b>77</b>	<b>23</b>	<b>5.0</b>	<b>82.0</b>	<b>1</b>	<b>82</b>	<b>82</b>	<b>1</b>	<b>4</b>	<b>2</b>	<b>5</b>	<b>23</b>	<b>0</b>	<b>0</b>

### Fox's 2011 Season Highs

Tackles 4 at Buffalo, 10/30/11

### Fox's Career Highs

Tackles 8 three times, most recent: at New York Jets, 12/30/07  
 Interceptions 1 vs. Minnesota, 10/25/09  
 Sacks 1.0 five times, most recent: at Cleveland, 12/3/06



## ANDREW GARDNER

### TACKLE

# 66

Height: 6-6 | Weight: 308 | College: Georgia Tech |  
 Hometown: Tyrone, Ga. | 3rd NFL Season |  
 2nd with Texans | Age as of Kickoff Weekend 2012: 26 |  
 Acquired: FA-'11 | 2012 GP/GS: 0/0 | Career GP/GS: 2/0 |  
 Teams: Miami, 2009; Baltimore, 2010; Minnesota, 2010; Cincinnati, 2011;  
 Houston, 2011-12 |

**TRANSACTIONS:** Selected by Miami Dolphins in the sixth round (181st overall) of the 2009 NFL Draft ...signed by Dolphins on June 22, 2009...released by Dolphins on Sept. 4, 2010...signed to Baltimore Ravens practice squad on Sept. 10, 2010...released by Ravens on Sept. 14, 2010...signed to Minnesota Vikings practice squad on Oct. 6, 2010...released by Vikings on Nov. 11, 2010...signed to Cincinnati Bengals practice squad on Nov. 16, 2010...signed by Bengals on Jan. 3, 2011...released by Bengals on Aug. 23, 2011...signed by Houston Texans on Aug. 30, 2011...released by Texans on Sept. 3, 2011...signed to Texans practice squad on Sept. 4, 2011...signed to Texans active roster on Sept. 22, 2011.

#### 2011 (Houston 1/0):

- Signed off Texans practice squad to the active roster (9/22)
- Inactive for 13 games of the reglar season
- Made his Texans debut when he came on for a field goal attempt in the third quarter vs. Tennessee (1/1/12)
- Inactive for both playoff games

#### 2009 (Miami 1/0):

- Made his professional debut at Buffalo (11/29)
- Inactive for 15 games of the 2009 season

#### COLLEGE:


- Four-year starter at Georgia Tech
- Started the first 48 games of his career, but was limited by a torn labrum for much of his senior season, and after eight games as a senior, he underwent season-ending surgery
- Earned first-team All-Atlantic Coast Conference honors as both a junior and a senior
- Honorable mention All-ACC as a sophomore and was on the 2005 All-ACC freshman team

#### PERSONAL:

- Born in Chamblee, Ga., and attended Sandy Creek High School in Tyrone, Ga., where he was an honorable mention Class AAAA all-state selection as a senior
- Also was an all-county basketball player at Sandy Creek
- Married (wife Jennifer), with a son

#### Gardner's Career Statistics:

- Games/Starts: 2009: 1/0; 2011: 1/0; Total: 2/0.



## GARRETT GRAHAM

### TIGHT END

# 88

Height: 6-3 | Weight: 240 | College: Wisconsin |  
 Hometown: Brick, N.J. | 3rd NFL Season |  
 2nd with Texans | Age as of Kickoff Weekend 2012: 26 |  
 Acquired: D4b-10 (118th overall) | 2012 GP/GS: 0/0 |  
 Career GP/GS: 13/0 | Teams: Houston, 2010-12 |

**TRANSACTIONS:** Selected by Houston Texans in the fourth round (118th overall) of the 2010 NFL Draft... signed by Texans on July 28, 2010.

#### 2011 (Houston 7/0):

- Made his season debut vs. Indianapolis (9/11)
- Inactive for nine games
- Saw action at tight end and on special teams in seven games of the regular season
- Caught his first career pass, a 24-yard gain in the third quarter vs. Tennessee (11/12) and saw action as a reserve outside linebacker late in the game
- Inactive for both playoff games

#### 2010 (Houston 6/0):

- Played in six games, primarily on special teams
- Made his professional debut on special teams vs. Kansas City (10/17)

#### COLLEGE:

- Started 33-of-40 games for the Badgers, catching 121 passes for 1,492 yards and 16 touchdowns
- Became the 20th player in school history to gain over 1,000 yards receiving in a career and was the fifth Wisconsin tight end to accomplish that feat
- His 16 touchdown catches topped the previous school all-time record for tight ends
- Earned first-team All-Big Ten Conference honors in 2009 from the media and second-team accolades from the league's coaches and was named 2009 team co-MVP
- Started 13 games catching a career-high 51 passes for 624 yards (12.24 ypc) and seven touchdowns
- 2008 All-Big Ten Conference first-team selection by the league's media, The NFL Draft Report and CBS Sportsline, earning second team honors from the conference's coaches
- Led the team with a career-high 40 receptions for 540 yards and five touchdowns, as it marked the third-straight year a tight end led the team in catches
- Started 10-of-13 games in 2007 in the team's two-tight end formation and finished second on the team, catching 30 passes for 328 yards and four touchdowns

#### PERSONAL:

- Attended Brick Township Memorial (Brick, N.J.) High School and was named to the Associated Press, Newark Star-Ledger and Gannett News All-State teams as a junior and senior
- New Jersey Top 25 and National Top 35 prospect selection, earning a four-star rating from Rivals.com

#### Graham's 2011 Season Statistics

Date, Opp	GP	GS	Rush	Yds	Avg	Lg	TD	Rec	Yds	Avg	Lg	TD
9/11 vs. IND	1	0	0	0	--	0	0	0	0	--	0	0
9/18 @ MIA								INACTIVE				
9/25 @ NO	1	0	0	0	--	0	0	0	0	--	0	0
10/2 vs. PIT	1	0	0	0	--	0	0	0	0	--	0	0
10/9 vs. OAK	1	0	0	0	--	0	0	0	0	--	0	0
10/16 @ BAL	1	0	0	0	--	0	0	0	0	--	0	0
10/23 @ TEN	1	0	0	0	--	0	0	0	0	--	0	0
10/30 vs. JAX								INACTIVE				
11/6 vs. CLE								INACTIVE				
11/13 @ TB								INACTIVE				
11/27 @ JAX								INACTIVE				
12/4 vs. ATL								INACTIVE				
12/11 @ CIN								INACTIVE				
12/18 vs. CAR								INACTIVE				
12/22 @ IND								INACTIVE				
1/1 vs. TEN	1	0	0	0	--	0	0	1	24	24.0	0	0
<b>2011 Totals</b>	<b>7</b>	<b>0</b>	<b>0</b>	<b>0</b>	<b>--</b>	<b>0</b>	<b>0</b>	<b>1</b>	<b>24</b>	<b>24.0</b>	<b>0</b>	<b>0</b>

#### Graham's Career Statistics

Year	Team	G	GS	Rush	Yds	Avg	Lg	TD	Rec	Yds	Avg	Lg	TD
2010	Hou	6	0	0	0	--	0	0	0	0	--	0	0
2011	Hou	7	0	0	0	--	0	0	1	24	24.0	0	0
<b>NFL totals</b>		<b>13</b>	<b>0</b>	<b>0</b>	<b>0</b>	<b>--</b>	<b>0</b>	<b>0</b>	<b>1</b>	<b>24</b>	<b>24.0</b>	<b>0</b>	<b>0</b>



## SHAYNE GRAHAM KICKER

# 17

Height: 6-0 | Weight: 214 | College: Virginia Tech |  
 Hometown: Radford, VA | 12th NFL Season |  
 1st with Texans | Age as of Kickoff Weekend 2012: 34 |  
 Acquired: FA-'12 | 2012 GP/GS: 0/0 | Career GP/GS: 139/0 |  
 Teams: Buffalo, 2001; Carolina, 2002; Cincinnati, 2003-09; New York Giants, 2010;  
 New England, 2010; Miami, 2011; Baltimore, 2011; Houston, 2012 |

**TRANSACTIONS:** Signed by Buffalo Bills on Nov. 27, 2001...Released by Bills on April 23, 2002...Signed by Seattle Seahawks on May 15, 2002...Released by Seahawks on Aug. 13, 2002...Signed by Carolina Panthers on Sept. 27, 2002...Released by Panthers on Sept. 1, 2003...Signed by Cincinnati Bengals on Sept. 1, 2003...Signed by Baltimore Ravens as an unrestricted free agent on June 3, 2010...Released by Ravens on Sept. 4, 2010...Signed by New York Giants on Oct. 16, 2010...Released by Giants on Oct. 18, 2010...Signed by New England Patriots on Nov. 10, 2010...Signed by Washington Redskins as an unrestricted free agent on Aug. 1, 2011...Released by Redskins on Aug. 14, 2011...Signed by Dallas Cowboys on Aug. 23, 2011...Released by Cowboys on Sept. 3, 2011...Signed by Miami Dolphins on Nov. 19, 2011...Released by Miami Dolphins on Nov. 30, 2011...Signed by Baltimore Ravens on Dec. 21, 2011...Released by Ravens on Jan. 3, 2012...Signed by Houston Texans on May 7, 2012.

### HONORS

- 2005 Pro Bowl performer

### CAREER:

- Fourth-most accurate kicker in NFL history (85.9% - 214-for-249)
- Has made 98.5% of his PATs (323 of 328)
- Owns Cincinnati's record for points in a season (131 in 2005), field goals in a season (31 in 2007) and field goals in a game (7 in 2007)
- Also owns the Bengals' franchise record for consecutive field goals made with 21 (games 1-10 in 2007)
- Has 30 career special teams tackles

### 2011 (Miami 2/0, Baltimore 1/0):

- Connected on all five PAT attempts in his season debut vs. Buffalo (11/20)
- Connected on 4-of-5 field goal attempts with a long of 28 yards
- Released by Miami (11/30) and signed by Baltimore (12/21)
- Connected on 2-of-2 field goal attempts with a long of 48 yards

### 2010 (New York Giants 1/0, New England 8/0):

- Completed all field goal attempts in 2010 season (12-for-12)
- Released by New York Giants on (10/18) and signed by New England on (11/10)

### 2009 (Cincinnati 16/0):

- Led the Bengals with 97 points, connecting on 23-of-28 field goal attempts (82.1%) and 28-of-29 PATs (96.6%) in the regular season
- Also recorded eight touchbacks on 69 kickoffs and had an onside kick recovered by the Bengals at Dallas (10/5)
- Was true on all three field goal attempts (long of 44) and both PAT vs. Detroit (12/6)
- Connected on his lone field goal attempt and all six PATs vs. Chicago (10/25)
- Booted three field goals, including a career-longtying 53-yarder vs. Cleveland (11/29)

### 2008 (Cincinnati 15/11):

- Connected on 21-of-24 field goal attempts (87.5%) and all 15 PATs for 78 points, despite missing two games with a groin injury
- Connected on a 19-yard field goal Ind.(12/7), which pushed him to 662 career Bengals points (12/7)
- Went 3-for-3 on field goals (41, 31, 40) and had two touchbacks on 6 kickoffs at Dallas (10/5)

### 2007 (Cincinnati 16/0):

- Posted a career-high and Cincinnati franchise-record 91.2% on field goal attempts, connecting on a career-high 31-of-34 attempts and all 37 PATs for a team-leading 130 points
- Also made a team-record 21 consecutive field goals
- Nailed all four field goal attempts and his lone PAT vs. St. Louis (12/9)
- Connected on a career-high and Bengals' franchise-record seven field goals (on seven attempts) and a PAT at Baltimore (11/11)
- His seven field goals made are tied for the second most in a single game in NFL history
- Was true on his lone field goal attempt and all five PATs vs. New York Jets (10/21)

### 2006 (Cincinnati 16/0)

- Went 25-for-30 on field goals and 40-for-42 on PATs for 115 points
- Posted a career-high 13 touchbacks on 84 kickoffs, tying him for fifth in the NFL
- Went 3-for-3 on field goal attempts and hit his lone PAT at Indianapolis (12/18)
- Booted two field goals (including a season-long-tying 51-yarder), both PATs and recorded a touchback on 5 kickoffs at Baltimore (11/5)

### 2005 (Cincinnati 16/0)

- Earned his first career Pro Bowl nod, after leading the AFC with a Bengals' franchise-record 131 points (third in the NFL) while connecting on 28-of-32 field goal attempts and a career-high 47 PATs
- Posted a career best 11 special teams tackles
- Hit his lone field goal attempt and a season-high 5 PATs at Pittsburgh (12/4)

### 2004 (Cincinnati 16/0)

- Finished with 122 points after booting 27 field goals (on 31 attempts) and nailing all 41 PATs
- Connected on all three PATs and two of his three field goal attempts, including a 24-yard game-

winner in the 27-26 win at Baltimore (12/5)

- Made both of his PATs and all three of his field goal attempts, including a career-long 53-yarder vs. Denver (10/25)
- Hit his lone PAT and went 3-of-4 on field goals, including a 39-yarder vs. Miami (9/19)

### 2003 (Cincinnati 16/0)

- Was true on 88% of his field goal attempts (22 of 25) and booted 40 PATs, scoring 106 points in his first season with the Bengals
- Was true on a season-long 48-yard field goal and was good on his lone PAT at St. Louis (12/21)
- Connected on both of his field goal attempts and went 5-for-5 on PATs vs. San Francisco (12/14)
- Nailed both field goal attempts and all four PATs at San Diego (11/13)

### 2002 (Carolina 11/0)

- Went 13-for-18 on field goals and hit all 21 PATs while playing for the Panthers for the final 11 games of the season
- Was true on a season-long 50-yard field goal and his lone PAT in the season finale at New Orleans (12/29)
- Connected on a season-high three field goals, including a 47-yarder vs. Tampa Bay (10/27)
- Signed with Carolina (9/28) after being waived by Seattle (signed by the Seahawks on 5/13) and being released by Buffalo (4/24)

### 2001 (Buffalo 6/0)

- Scored 25 points on 6-of-8 field goal attempts and connected on all seven PATs after signing with the Bills (11/27)
- Nailed his lone field goal and was good on all three PATs at Atlanta (12/23)
- Connected on his first two career field goals (20 and 27yards) vs. Carolina (12/9)
- Waived by Seattle (9/2) after being signed by the Seahawks (4/27)

### COLLEGE:

- Left Virginia Tech as the school and Big East career scoring leader (371 points)
- Connected on 68 of 93 field goal attempts (73.1 percent) and was the second player to be named first-team All-Big East four consecutive seasons
- Named Big East Special Teams Player of the Year after leading the conference and breaking the school's single-season scoring record with 107 points as a senior in 1999
- Set Virginia Tech and Big East records with 97 consecutive PATs.

### PERSONAL:

- Attended Pulaski High School in Dublin, Va. and was named Parade All-America after his senior year
- Also played soccer

### Graham's 2011 Season Statistics

Date, Opp	GP	FG	FGA	Pct	Lg	Blk	XP	XPA	Pct	Blk	Pts
9/11 vs. IND											
9/18 @ MIA											
9/25 @ NO											
10/2 vs. PIT											
10/9 vs. OAK											
10/16 @ BAL											
10/23 @ TEN											
10/30 vs. JAX											
11/6 vs. CLE											
11/20 vs. BUF*	1	0	0	--	--	0	5	5	100.0	0	5
11/24 @ DAL*	1	4	5	80.0	28	0	1	1	100.0	0	13
12/4 vs. ATL											
12/11 @ CIN											
12/18 vs. CAR											
12/24 vs. CLE**	1	2	2	100.0	48	0	2	2	100.0	0	8
1/1 vs. TEN											
<b>2011 Totals</b>	<b>3</b>	<b>6</b>	<b>7</b>	<b>85.7</b>	<b>48</b>	<b>0</b>	<b>8</b>	<b>8</b>	<b>100.0</b>	<b>0</b>	<b>26</b>

\*Played two games with the Miami Dolphins

\*\*Played one game with the Baltimore Ravens

### Graham's Career Statistics

Year Team	GP	FG	FGA	Pct	Lg	Blk	XP	XPA	Pct	Blk	Pts
2001 BUF	6	6	8	75.0	41	0	7	7	100.0	0	25
2002 CAR	11	13	18	72.2	50	1	21	21	100.0	0	60
2003 CIN	16	22	25	88.0	48	0	40	40	100.0	0	106
2004 CIN	16	27	31	87.1	53	0	41	41	100.0	0	122
2005 CIN	16	28	32	87.5	49	0	47	47	100.0	0	131
2006 CIN	16	25	30	83.3	51	0	40	42	95.2	1	115
2007 CIN	16	31	34	91.2	48	0	37	37	100.0	0	130
2008 CIN	14	21	24	87.5	45	0	15	15	100.0	0	78
2009 CIN	16	23	28	82.1	53	2	28	29	96.6	1	97
2010 NYG	1	0	0	--	--	0	4	4	100.0	0	4
2010 NE	8	12	12	100.0	41	0	35	37	94.6	0	71
2011 MIA	2	4	5	80.0	28	0	6	6	100.0	0	18
2011 BAL	1	2	2	100.0	48	0	2	2	100.0	0	8
<b>NFL Totals</b>	<b>139</b>	<b>214</b>	<b>249</b>	<b>85.9</b>	<b>53</b>	<b>3</b>	<b>323</b>	<b>328</b>	<b>98.5</b>	<b>2</b>	<b>965</b>




# GRAHAM, SHAYNE

**Graham's 2011 Season Highs**

Field Goals Made	4	at Dallas, 11/24/11
Longest Field Goal	48	vs. Cleveland, 12/24/11
PATs Made	5	vs. Buffalo, 11/20/11
Points	13	at Dallas, 11/24/11

**Graham's Career Highs**

Field Goals Made	7	at Baltimore, 11/11/07
Field Goal Attempts	7	at Baltimore, 11/11/07
Longest Field Goal	53	twice, most recent: vs. Cleveland, 11/29/09
PATs Made	7	vs. Cleveland, 11/28/04
PATs Attempted	7	vs. Cleveland, 11/28/04
Points	21	at Baltimore, 11/11/07
Touchbacks	3	at Pittsburgh, 9/24/06



## BRANDON HARRIS CORNERBACK

# 26

Height: 5-10 | Weight: 195 | College: Miami (Fla.) |  
 Hometown: Miami, Fla. | 2nd NFL Season |  
 2nd with Texans | Age as of Kickoff Weekend 2012: 22 |  
 Acquired: CFA-'11 | 2012 GP/GS: 7/0 |  
 Career GP/GS: 7/0 | Teams: Houston, 2011-12 |

**TRANSACTIONS:** Selected by Houston Texans in the second round (60th overall) in the 2011 NFL Draft... signed by Texans on July 31, 2011.

### 2011 Houston (7/0):

- Inactive for nine games of the regular season
- Made his professional debut on special teams at New Orleans (9/25)
- Made a special teams tackle vs. Pittsburgh (10/2)
- Assisted on a special teams tackles at Indianapolis (12/22)
- Made one solo tackle vs. Tennessee (1/1/12) in the season finale
- Inactive for both playoff games

### COLLEGE:


- Started 32-of-39 games, recording 132 tackles, nine tackles for loss, four interceptions, five forced fumbles, two sacks and 28 pass break-ups
- Named a semifinalist for the Jim Thorpe Award (nation's top defensive back) for the second consecutive year as a junior after starting all 13 games, recording 44 tackles and a team-high 10 pass breakups en route to a second-team All-ACC selection
- Helped the Hurricanes lead the Atlantic Coast Conference and rank third in the country in pass yards, allowing just 150.5 per game
- Additionally, the unit finished first in the league and fifth in the nation in pass efficiency defense (99.12 avg.)
- Started all 13 games in 2009 and placed third on the team with 58 tackles (40 solos), including one sack for five yards and six stops for losses for 12 yards; and gained 10 yards on two interceptions and caused three fumbles and returned two kickoffs for 63 yards
- Led the ACC and ranked second nationally with 1.3 passes defended per contest as a sophomore... also tied for second nationally in pass breakups (15) and third in passes defended (17), earning him All-American and first-team All-ACC honors
- Saw action in all 13 games and started six contests at left cornerback his freshman year, finishing eighth on the team with 30 tackles (22 solos), including one sack for seven yards and two stops for losses totaling 11 yards and deflected three pass attempts and intercepted another, gaining 25 yards on the return
- Earned Academic All-Atlantic Coast Conference honors in his first season

### PERSONAL:

- Attended Booker T. Washington High School in Miami
- Named Florida's Gatorade Player of the Year, Dade County's 6A-4A Defensive Player of the Year and the Miami Herald's Miami-Dade County Male Athlete of the Year as a senior
- Added All-American honors by Prep Star and EA Sports, and was listed as a member of the Atlanta Journal-Constitution Super Southern 100 team
- In 2007, the Booker T. Washington Tornadoes turned in a perfect 14-0 record and claimed the Florida Class-4A state championship title while finishing sixth in USA Today's final national rankings

### Harris' 2011 Season Statistics

Date, Opp	Tackles					Interceptions				Fumbles									
	G	GS	Tot	Solo	Asst	Sk	Yds	No	Yds	Lg	TD	PD	FF	FR	Yds	TD			
9/11 vs. IND								INACTIVE											
9/18 @ MIA								INACTIVE											
9/25 @ NO	1	0	0	0	0	0.0	0.0	0	0	0	0	0	0	0	0	0			
10/2 vs. PIT	1	0	0	0	0	0.0	0.0	0	0	0	0	0	0	0	0	0			
10/9 vs. OAK	1	0	0	0	0	0.0	0.0	0	0	0	0	0	0	0	0	0			
10/16 @ BAL								INACTIVE											
10/23 @ TEN								INACTIVE											
10/30 vs. JAX								INACTIVE											
11/6 vs. CLE								INACTIVE											
11/13 @ TB	1	0	0	0	0	0.0	0.0	0	0	0	0	0	0	0	0	0			
11/27 @ JAX								INACTIVE											
12/4 vs. ATL								INACTIVE											
12/11 @ CIN								INACTIVE											
12/18 vs. CAR	1	0	0	0	0	0.0	0.0	0	0	0	0	0	0	0	0	0			
12/22 @ IND	1	0	0	0	0	0.0	0.0	0	0	0	0	0	0	0	0	0			
1/1 vs. TEN	1	0	1	1	0	0.0	0.0	0	0	0	0	0	0	0	0	0			
<b>2011 Totals</b>	<b>7</b>	<b>0</b>	<b>1</b>	<b>1</b>	<b>0</b>	<b>0.0</b>	<b>0.0</b>	<b>0</b>	<b>0</b>	<b>0</b>	<b>0</b>	<b>0</b>	<b>0</b>	<b>0</b>	<b>0</b>	<b>0</b>			



## RA'SHON HARRIS

### NOSE TACKLE

# 91

Height: 6-5 | Weight: 300 | College: Oregon |  
 Hometown: Pittsburg, Calif. | 2nd NFL Season |  
 2nd with Texans | Age as of Kickoff Weekend 2012: 25 |  
 Acquired: UFA-'12 | 2012 GP/GS: 0/0 | Career GP/GS:2/0 |  
 Teams: Pittsburgh, 2009-11; Carolina, 2009; Buffalo, 2010; Houston, 2012 |

**TRANSACTIONS:** Selected by the Pittsburgh Steelers in the sixth round (205th overall) of the 2009 NFL Draft...Waived by the Steelers on Sept. 5, 2009...Signed by Carolina Panthers on Sept. 6, 2009...Released by the Panthers on Oct. 1, 2009...Signed by Steelers on Oct. 14, 2009... Released by the Steelers on Sept. 4, 2010... added to Buffalo Bills practice squad on Oct. 6, 2010 ...added to the Steelers practice squad on Nov. 3, 2010...Signed by Steelers on Feb. 17, 2011...Waived by the Steelers on Aug. 14, 2011...Added to the Houston Texans practice squad on Nov. 23, 2011...Signed by Texans as an unrestricted free agent on Jan. 18, 2012.

**CAREER:**

- Has appeared in two career games with the Carolina Panthers

**2009:**

- Appeared in two games with the Carolina Panthers, recording two tackles

**COLLEGE:**

- Played in 43 games with 13 starts at Oregon
- Totaled 65 tackles, 13 tackles for loss, four sacks, one pass defended and two fumble recoveries
- Produced 47 tackles, three sacks and two fumble recoveries his senior season
- Ranked first among the team's interior linemen with nine tackles for loss
- Registered 15 tackles, including three for loss his junior season
- Redshirted as a true freshman

**PERSONAL:**

- Attended Pittsburg High School in Pittsburg, Calif.
- In high school, Harris was rated among the top 50 prep prospects in California by SuperPrep magazine
- Rated as one of the best 11 defensive linemen in California by Superprep magazine
- Two-time all-Bay Valley League defender
- Two-time all-area honoree
- Completed his prep career with 15 quarterback sacks

**Harris' 2011 Season Statistics**

Date, Opp	Tackles					Interceptions					Fumbles					
	G	GS	Tot	Solo	Asst	Sk	Yds	No	Yds	Lg	TD	PD	FF	FR	Yds	TD
9/11 vs. IND								NOT ON TEAM								
9/18 @ MIA								NOT ON TEAM								
9/25 @ NO								NOT ON TEAM								
10/2 vs. PIT								NOT ON TEAM								
10/9 vs. OAK								NOT ON TEAM								
10/16 @ BAL								NOT ON TEAM								
10/23 @ TEN								NOT ON TEAM								
10/30 vs. JAX								NOT ON TEAM								
11/6 vs. CLE								NOT ON TEAM								
11/13 @ TB								NOT ON TEAM								
11/27 @ JAX								PRACTICE SQUAD								
12/4 vs. ATL								PRACTICE SQUAD								
12/11 @ CIN								PRACTICE SQUAD								
12/18 vs. CAR								PRACTICE SQUAD								
12/22 @ IND								PRACTICE SQUAD								
1/1 vs. TEN								PRACTICE SQUAD								
<b>2011 Totals</b>	<b>0</b>	<b>0</b>	<b>0</b>	<b>0</b>	<b>0</b>	<b>0</b>	<b>0.0</b>	<b>0</b>	<b>0</b>	<b>0</b>	<b>0</b>	<b>0</b>	<b>0</b>	<b>0</b>	<b>0</b>	<b>0</b>

**Harris' Career Statistics**

Year Team	Tackles					Interceptions					Fumbles					
	G	GS	Tot	Solo	Asst	Sk	Yds	No	Yds	Lg	TD	PD	FF	FR	Yds	TD
2009 CAR	2	0	2	1	1	0.0	0.0	0	0	0	0	0	0	0	0	0
2011 HOU								NOT ON TEAM/PRACTICE SQUAD								
<b>NFL Totals</b>	<b>2</b>	<b>0</b>	<b>2</b>	<b>1</b>	<b>1</b>	<b>0.0</b>	<b>0.0</b>	<b>0</b>	<b>0</b>	<b>0</b>	<b>0</b>	<b>0</b>	<b>0</b>	<b>0</b>	<b>0</b>	<b>0</b>

**Harris' Career Highs**

Tackles 1 twice, most recent: at Dallas, 9/28/09





## BRETT HARTMANN

### PUNTER

Height: 6-2 | Weight: 227 | College: Central Michigan |  
 Hometown: Menomonee Falls, Wisc. | 2nd NFL Season |  
 2nd with Texans | Age as of Kickoff Weekend 2012: 25 |  
 Acquired: CFA-'11 | 2012 GP/GS: 0/0 |  
 Career GP/GS: 12/0 | Teams: Houston, 2011-12 |

# 2

**TRANSACTIONS:** Signed with Houston Texans on July 28, 2011...waived by Texans on Aug. 30, 2011... signed with Texans on Sept. 5, 2011...placed on injured reserve on Dec. 6, 2011.

#### 2011 (Houston 12/0):

- Set season franchise records with 22 touchbacks on kickoffs and a 44.4 gross punting average
- Made his season debut vs. Indianapolis (9/11) and set a team single-game record with six touchbacks on kickoffs
- Set a Texans record with a 69-yard punt at Miami (9/18)
- Led the team with three special teams tackles at New Orleans (9/25)
- Three of his five punts were downed inside the 20 vs. Pittsburgh (10/2), including a 45-yard punt downed at the 1-yard line to pin the Steelers back with one minute left in the game
- Punted eight times for an average of 37.3 yards include two that were downed inside the 20 vs. Oakland (10/9)
- Two of his six punts were downed inside the 20, as he averaged 41.0 yards including a long of 59 at Baltimore (10/16)
- Boomed a 61-yard punt vs. Jacksonville (10/30), giving him at least one punt of 50 yards or longer for the fifth consecutive game
- Punted four times for an average of 45.3 yards at Tampa Bay (11/13)
- Tied a season-high with three punts downed inside the 20-yard line at Jacksonville (11/27)
- Boomed a 66-yard punt in the third quarter vs. Atlanta (12/4), which was the second-longest punt in team history
- Was placed on injured reserve after tearing his left ACL against the Falcons(12/6)

#### COLLEGE:

- Central Michigan's punter for three years and also handled kickoff duties and appeared in 50 career games, punting 153 times for an average of 39.5 yards including a career-long of 65 yards
- Named Central Michigan's Special Team Player of the Year in 2010
- Twice named MAC West Division Special Teams Player of the Week
- Made nine tackles (seven solo) during his college career

#### PERSONAL:

- Four-year letterman at Menomonee Falls H.S. in Menomonee Falls, Wisc., where he was a four-year starter at kicker and punter and two-year starter at tight end
- Three-time all-conference selection as a kicker and two-time honoree as a tight end

#### Hartmann's 2011 Season Statistics

Date, Opp	GP	No	Yds	Avg	Net	TB	In 20	Lg	Blk
9/11 vs. IND	1	2	89	44.5	34.5	1	0	54	0
9/18 @ MIA	1	6	287	47.8	41.2	0	2	69	0
9/25 @ NO	1	2	74	37.0	34.5	0	0	40	0
10/2 vs. PIT	1	5	235	47.0	38.4	0	3	51	0
10/9 vs. OAK	1	8	298	37.3	33.0	0	2	52	0
10/16 @ BAL	1	6	246	41.0	35.5	1	2	59	0
10/23 @ TEN	1	2	96	48.0	31.5	0	0	57	0
10/30 vs. JAX	1	6	272	45.3	40.0	1	2	61	0
11/6 vs. CLE	1	2	95	47.5	36.0	1	0	49	0
11/13 @ TB	1	4	181	45.3	36.8	0	1	53	0
11/27 @ JAX	1	10	436	43.6	41.2	1	3	56	0
12/4 vs. ATL	1	5	264	52.8	40.4	2	0	66	0
12/11 @ CIN									RESERVE/INJURED
12/18 vs. CAR									RESERVE/INJURED
12/22 @ IND									RESERVE/INJURED
1/1 vs. TEN									RESERVE/INJURED
<b>2011 Totals</b>	<b>12</b>	<b>58</b>	<b>2,573</b>	<b>44.4</b>	<b>36.7</b>	<b>7</b>	<b>15</b>	<b>69</b>	<b>0</b>

#### Hartmann's 2011 Season Highs

Punts	10	at Jacksonville, 11/27/11
Punt Yards	436	at Jacksonville, 11/27/11
Inside 20	3	twice, most recent: at Jacksonville, 11/27/11
Punt Average	52.8	vs. Atlanta, 12/4/11
Net Average	41.2	twice, most recent: at Jacksonville, 11/27/11
Long	69	at Miami, 9/18/11

#### Additional Statistics

Kickoff Touchbacks: 22 total; 2011 - 22.  
 Special Teams Tackles: 4 total; 2011 - 4.



## TRINDON HOLLIDAY

### WIDE RECEIVER

Height: 5-5 | Weight: 170 | College: LSU |  
 Hometown: Zachary, La. | 3rd NFL Season |  
 3rd with Texans | Age as of Kickoff Weekend 2012: 25 |  
 Acquired: D6b-'10 (197th overall) | 2012 GP/GS: 0/0 |  
 Career GP/GS: 1/0 | Teams: Houston, 2010-12 |

# 16

**TRANSACTIONS:** Selected by the Houston Texans in the sixth round (197th overall) of the 2010 NFL Draft...signed by Texans on May 17, 2010...placed on injured reserve on August 30, 2010...released by Texans on Sept. 3, 2011...signed by Texans to practice squad on Sept. 4, 2011...released by Texans on Oct. 5, 2011...signed by Texans to active roster on Oct. 12, 2011...released by Texans on Oct. 25, 2011...signed by Texans to practice squad on Oct. 27, 2011.

#### 2011 (Houston 1/0):

- Signed by the Texans to the active roster (10/12)
- Made his professional debut at Tennessee (10/23) on special teams returning kicks/punts

#### 2010 (Houston 0/0):

- Placed on injured reserve after injuring his thumb in preseason play (8/30)

#### COLLEGE:

- Returned a combined total of four punt returns and kickoff returns (two of each) for touchdowns
- His combined return yards of 2,453 ranks second in school history to Domanick Davis' 3,294 return yards
- Finished his career with 3,297 all-purpose yards (772 rushing, 72 receiving, 647 PR, 1,806 KOR), which ranks 10th in school history
- An eight-time All-American in track and field for the Tigers and was the NCAA champion in the 100-meter dash after clocking 10.00 in the national final at the 2009 NCAA Outdoor meet
- Three-time SEC Special Teams Player of the Week recipient
- Majored in general studies

#### PERSONAL:

- Born Trindon Jerard Holliday in Baton Rouge
- Has three siblings – Treavion, Dennis and Damonte'
- Posted the nation's fastest indoor times in the 55 and 60-meter dash in 2005 and led Northeast High School to the 2A state title in the spring of 2005 by winning the 100 and 200 meters
- Was also second in the state meet in the long jump and has been clocked as fast as 6.27 seconds in the 55-meter dash
- Accumulated 2,210 yards rushing (11.4 per carry) on 193 carries and 34 touchdowns as a senior
- Averaged 27.6 yards per punt return and rushed for 1,870 yards and 26 touchdowns as a junior
- Four-time state champion in the 200 meters and three-time state champion in the 100 meters

#### Holliday's 2011 Season Statistics

Date, Opp	GP	GS	Rush	Yds	Avg	Lg	TD	Rec	Yds	Avg	Lg	TD
9/11 vs. IND								PRACTICE SQUAD				
9/18 @ MIA								PRACTICE SQUAD				
9/25 @ NO								PRACTICE SQUAD				
10/2 vs. PIT								PRACTICE SQUAD				
10/9 vs. OAK								NOT WITH TEAM				
10/16 @ BAL								INACTIVE				
10/23 @ TEN	1	0	0	0	--	0	0	0	0	0	0	0
10/30 vs. JAX								PRACTICE SQUAD				
11/6 vs. CLE								PRACTICE SQUAD				
11/13 @ TB								PRACTICE SQUAD				
11/27 @ JAX								PRACTICE SQUAD				
12/4 vs. ATL								PRACTICE SQUAD				
12/11 @ CIN								PRACTICE SQUAD				
12/18 vs. CAR								PRACTICE SQUAD				
12/22 @ IND								PRACTICE SQUAD				
1/1 vs. TEN								PRACTICE SQUAD				
<b>2011 Totals</b>	<b>1</b>	<b>0</b>	<b>0</b>	<b>0</b>	<b>--</b>	<b>0</b>	<b>0</b>	<b>0</b>	<b>0</b>	<b>--</b>	<b>0</b>	<b>0</b>

#### Holliday's Career Statistics

Year Team	G	GS	Rush	Yds	Avg	Lg	TD	Rec	Yds	Avg	Lg	TD
2010 HOU								INJURED RESERVE				
2011 HOU	1	0	0	0	--	0	0	0	0	--	0	0
<b>NFL Totals</b>	<b>1</b>	<b>0</b>	<b>0</b>	<b>0</b>	<b>--</b>	<b>0</b>	<b>0</b>	<b>0</b>	<b>0</b>	<b>--</b>	<b>0</b>	<b>0</b>



## JUAQUIN IGLESIAS

### WIDE RECEIVER

Height: 6-0 | Weight: 205 | College: Oklahoma |  
 Hometown: Killeen, Texas | 2nd NFL Season |  
 1st with Texans | Age as of Kickoff Weekend 2012: 25 |  
 Acquired: FA-'11 | 2012 GP/GS: 0/0 | Career GP/GS: 1/0 |  
 Teams: Chicago 2009-10; Houston, 2011-12 |

# 19

**TRANSACTIONS:** Selected by the Chicago Bears in the third round (99th overall) in the 2009 NFL Draft...Released by Bears on Sept. 4, 2010...Signed by Bears to practice squad on Sept. 5, 2010...Signed by Minnesota Vikings on Jan. 1, 2011...Released by Vikings on Sept. 3, 2011...Signed by Houston Texans to practice squad Oct. 12, 2011...Released by Texans on Oct. 27, 2011...Signed by Texans to practice squad on Dec. 13, 2011...Signed by Texans to active roster on Jan. 18, 2012.

#### CAREER:

- Appeared in one game as a rookie at Detroit (1/3/10), spending the other 15 games as Inactive
- Collected one special teams tackle
- Led Chicago in catches and receiving yards in the preseason, hauling in eight catches for 130 yards and one touchdown

#### 2009 (Chicago 1/0):

- Inactive for the first 15 games of the regular season
- Made his NFL debut at Detroit (1/3/10) and made one special teams tackle

#### COLLEGE:

- Four-year letter-winner at Oklahoma, playing in 54 games, making 39 starts at wide receiver
- All-America third-team selection as a senior and two-time All-Big 12 honoree
- Caught 202 passes for 2,861 yards (14.2 average) and 19 touchdowns, finishing second on the Sooners all-time receiving lists in both receptions and receiving yards
- Ranks third on the OU all-time touchdown receptions list
- Broke the school's all-time record for career kickoff return yards, returning 63 kickoffs for 1,664 yards (26.4 average) and one touchdown
- Ranks third on the Oklahoma all-time career all-purpose yards list with 4,646 yards
- Set the Fiesta Bowl record with 195 kickoff return yards vs. West Virginia, the second-highest single-game total in Sooners history
- As a senior, named third-team All-American and All-Big 12 First-Team selection by The NFL Draft Report and Second-Team All-Big 12 by the league's coaches
- Started all 14 games at wide receiver, recording a career-high 74 catches for 1,150 yards (15.5 avg) and 10 touchdowns and posting three 100-yard receiving games
- Set the Oklahoma single-game receptions record with 12 against Kansas

#### PERSONAL:

- Attended Killeen High School (Killeen, Texas) where he was all-area as a junior and all-district as a senior
- Tallied 42 catches for 886 yards and 10 touchdowns as a senior and also threw 2 touchdown passes and returned kicks
- Started on the basketball team where he averaged 17 points per game and competed in the 400, 800 and 1,600-meter relays on the track team
- Majored in sociology at Oklahoma

#### Iglesias' 2011 Season Statistics

Date, Opp	GP	GS	Rush	Yds	Avg	Lg	TD	Rec	Yds	Avg	Lg	TD
9/11 vs. IND												NOT ON TEAM
9/18 @ MIA												NOT ON TEAM
9/25 @ NO												NOT ON TEAM
10/2 vs. PIT												NOT ON TEAM
10/9 vs. OAK												NOT ON TEAM
10/16 @ BAL												PRACTICE SQUAD
10/23 @ TEN												PRACTICE SQUAD
10/30 vs. JAX												NOT ON TEAM
11/6 vs. CLE												NOT ON TEAM
11/13 @ TB												NOT ON TEAM
11/27 @ JAX												NOT ON TEAM
12/4 vs. ATL												NOT ON TEAM
12/11 @ CIN												NOT ON TEAM
12/18 vs. CAR												PRACTICE SQUAD
12/22 @ IND												PRACTICE SQUAD
1/1 vs. TEN												PRACTICE SQUAD
<b>2011 Totals</b>	<b>0</b>	<b>0</b>	<b>0</b>	<b>0</b>	<b>--</b>	<b>--</b>	<b>0</b>	<b>0</b>	<b>0</b>	<b>--</b>	<b>--</b>	<b>0</b>

#### Iglesias' Career Statistics

Year Team	G	GS	Rush	Yds	Avg	Lg	TD	Rec	Yds	Avg	Lg	TD
2009 CHI	1	0	0	0	--	--	0	0	0	--	--	0
<b>NFL Totals</b>	<b>1</b>	<b>0</b>	<b>0</b>	<b>0</b>	<b>--</b>	<b>--</b>	<b>0</b>	<b>0</b>	<b>0</b>	<b>--</b>	<b>--</b>	<b>0</b>



## KAREEM JACKSON CORNERBACK

# 25

Height: 5-10 | Weight: 188 | College: Alabama |  
 Hometown: Macon, Ga. | 3rd NFL Season |  
 3rd with Texans | Age as of Kickoff Weekend 2012: 24 |  
 Acquired: D1-'10 (20th overall) | 2012 GP/GS: 0/0 |  
 Career GP/GS: 31/29 | Teams: Houston, 2010-12 |

**TRANSACTIONS:** Selected by Houston Texans in the first round (20th overall) of the 2010 NFL Draft... signed by Texans on July 30, 2010.

### 2011 (Houston 15/13):

- Finished with 40 tackles (35 solo), six passes defended, an interception and a forced fumble
- Forced a fumble and made four tackles (three solo) at Miami (9/18)
- Tied for the team lead with eight tackles (seven solo) at New Orleans (9/25)
- Had five solo tackles and broke up two passes vs. Cleveland (11/6)
- Registered his first interception of the season vs. Atlanta (12/4)
- Had five solo tackles vs. Tennessee (1/1/12)
- Started in his postseason debut and made four tackles, including three solos in AFC Wild Card Playoff vs. Cincinnati (1/7/12)
- Recorded four solo tackles and one pass defended in AFC Divisional Playoff at Baltimore (1/15/12)

### 2010 (Houston 16/16):

- Started at cornerback for all 16 games, where he made 71 tackles (57 solo) and had two interceptions in his rookie campaign
- Made five solo tackles and intercepted the first pass of his NFL career and returned it 23 yards vs. the New York Giants (10/10)
- Recorded six tackles (five solo) and intercepted a pass from QB Philip Rivers vs. San Diego (11/7)
- Forced a fumble at Denver (12/26)

### COLLEGE:

- Played in all 41 career games at Alabama and started 40 contests, registering 159 tackles (106 solo) with eight tackles for loss (24 yards)
- Deflected 29 passes (fourth on Alabama's all-time list) and recorded five interceptions (164 yards, 32.8 avg.) while registering one forced fumble and one fumble recovery
- Blocked two kicks and returned one punt for eight yards

### PERSONAL:

- Attended Westside High School in Macon, Ga. and compiled 1,436 rushing yards with 20 touchdowns and nine receptions for 256 yards with two touchdowns as a senior
- Concluded a three-year varsity career with over 3,447 rushing yards and 46 touchdowns

### Jackson's 2011 Season Statistics

Date, Opp	G	GS	Tackles					Interceptions					Fumbles					
			Tot	Solo	Asst	Sk	Yds	No	Yds	Lg	TD	PD	FF	FR	Yds	TD		
9/11 vs. IND	1	1	1	1	0	0.0	0.0	0	0	0	0	0	0	0	0	0	0	0
9/18 @ MIA	1	0	4	3	1	0.0	0.0	0	0	0	0	0	0	1	0	0	0	
9/25 @ NO	1	1	8	7	1	0.0	0.0	0	0	0	0	0	0	0	0	0	0	
10/2 vs. PIT	INACTIVE																	
10/9 vs. OAK	1	0	0	0	0	0.0	0.0	0	0	0	0	0	0	0	0	0	0	
10/16 @ BAL	1	1	4	4	0	0.0	0.0	0	0	0	0	0	0	0	0	0	0	
10/23 @ TEN	1	1	2	2	0	0.0	0.0	0	0	0	0	0	0	0	0	0	0	
10/30 vs. JAX	1	1	0	0	0	0.0	0.0	0	0	0	0	0	1	0	0	0	0	
11/6 vs. CLE	1	1	5	5	0	0.0	0.0	0	0	0	0	2	0	0	0	0	0	
11/13 @ TB	1	1	1	0	1	0.0	0.0	0	0	0	0	0	0	0	0	0	0	
11/27 @ JAX	1	1	2	1	1	0.0	0.0	0	0	0	0	0	0	0	0	0	0	
12/4 vs. ATL	1	1	3	3	0	0.0	0.0	1	0	0	0	2	0	0	0	0	0	
12/11 @ CIN	1	1	2	2	0	0.0	0.0	0	0	0	0	0	0	0	0	0	0	
12/18 vs. CAR	1	1	1	0	1	0.0	0.0	0	0	0	0	0	0	0	0	0	0	
12/22 @ IND	1	1	2	2	0	0.0	0.0	0	0	0	0	1	0	0	0	0	0	
1/1 vs. TEN	1	1	5	5	0	0.0	0.0	0	0	0	0	0	0	0	0	0	0	
<b>2011 Totals</b>	<b>15</b>	<b>13</b>	<b>40</b>	<b>35</b>	<b>5</b>	<b>0.0</b>	<b>0.0</b>	<b>1</b>	<b>0</b>	<b>0</b>	<b>0</b>	<b>6</b>	<b>1</b>	<b>0</b>	<b>0</b>	<b>0</b>	<b>0</b>	

### Jackson's Career Statistics


Year Team	G	GS	Tackles					Interceptions					Fumbles				
			Tot	Solo	Asst	Sk	Yds	No	Yds	Lg	TD	PD	FF	FR	Yds	TD	
2010 HOU	16	16	71	57	13	0.0	0.0	2	23	23	0	10	0	0	0	0	0
2011 HOU	15	13	40	35	5	0.0	0.0	1	0	0	0	6	1	0	0	0	0
<b>NFL Totals</b>	<b>31</b>	<b>29</b>	<b>111</b>	<b>92</b>	<b>18</b>	<b>0.0</b>	<b>0.0</b>	<b>3</b>	<b>23</b>	<b>23</b>	<b>0</b>	<b>16</b>	<b>1</b>	<b>0</b>	<b>0</b>	<b>0</b>	<b>0</b>

### Jackson's 2011 Season Highs

Tackles	8	at New Orleans, 9/25/11
Interceptions	1	vs. Atlanta (M. Ryan), 12/4/11
Passes Defended	2	vs. Cleveland, 11/6/11
Forced Fumbles	1	at Miami, 9/18/11

### Jackson's 2011 Career Highs

Tackles	8	at New Orleans, 9/25/11
Interceptions	1	three times, most recent: vs. Atlanta, 12/4/11
Passes Defended	2	vs. Cleveland, 11/6/11
Forced Fumbles	1	at Miami, 9/18/11



## BRADIE JAMES

### INSIDE LINEBACKER

# 53

Height: 6-2 | Weight: 246 | College: LSU |  
 Hometown: Monroe, La. | 10th NFL Season |  
 1st with Texans | Age as of Kickoff Weekend 2012: 31 |  
 Acquired: D1-'09 (15th overall) | 2012 GP/GS: 0/0 |  
 Career GP/GS: 111/142 | Teams: Dallas, 2003-11; Houston 2012 |

**TRANSACTIONS:** Selected by Dallas Cowboys in the fourth round (103rd pick overall) of the 2003 NFL Draft...signed by Houston Texans as a free agent on April 12, 2012.

#### CAREER:

- Started 111-of-142 career games with 722 career tackles
- Established career highs in 2008 in sacks (8.0) and forced fumbles (three)
- Held the team lead for tackles nine times and posted 14 double-digit tackle games
- Has 10 career forced fumbles and 12 fumble recoveries

#### 2011 (Dallas 16/13):

- Appeared in all 16 games, including 13 starts
- Forced one fumble at New England (10/16)
- Made six tackles vs. St. Louis (10/23) and at Philadelphia (10/30)
- Made nine tackles (four solo) vs. the New York Giants (12/11)
- Recorded one fumble recovery at Tampa Bay (12/17)

#### 2010 (Dallas 16/16):

- Started in all 16 games and led the team for the in tackles with 118 and also had an interception, two forced fumbles and two fumble recoveries
- Had two double-digit tackle games on the season
- Recorded six tackles and forced a fumble against Tennessee (10/10)
- Led the team with 10 tackles and added one fumble recovery at Minnesota (10/17)
- Posted a season-best 13 tackles to lead the team against the New York Giants (11/14) and added one forced fumble and one fumble recovery
- Posted 9 tackles, his sixth double-digit tackle game of the season, and added one pressure against New Orleans (11/25)
- Notched six tackles, one tackle for a loss, one pass breakup and recorded his second career interception against Philadelphia (12/12)
- Recorded five tackles and added one pass breakup as the defense held the Cardinals (12/25) to just two-of-11 (18.2%) on third downs

#### 2009 (Dallas 16/16):

- Started in all 16 games and finished with 113 tackles to lead the team
- Added 2.0 sacks, 10 pressures, five breakups, a forced fumble and a fumble recovery
- Opened the season at Tampa Bay (9/13) with 7 tackles then tied for the team lead with 11 stops, two pressures and a vs. the New York Giants (9/20)
- Had a team-best six tackles while shutting out the Panthers (9/28) in the second half
- Tallied eight tackles to go with his first sack of the season and a fumble recovery at Denver (10/4)
- Led the team with seven tackles against Kansas City (10/11) and Atlanta (10/25)
- Recorded nine tackles to go along with a breakup and a forced fumble against Seattle (11/1).
- Led the team the next two weeks with 11 tackles at Green Bay (11/15) and eight vs. Washington (11/22)
- Finished with a team-high seven tackles at the New York Giants (12/6) before making six stops against San Diego (12/13).
- At previously undefeated New Orleans (12/19), racked up 6 tackles, one breakup and one pressure
- Led the team with a season-best 12 tackles at Washington (12/27), with one pressure

#### 2008 (Dallas 16/16):

- Started in all 16 games and for the fourth straight year, led the team in tackles, posting 117 stops and recorded a career-high 8.0 sacks
- Recorded a sack for three consecutive weeks at St. Louis (10/19), vs. Tampa Bay (10/26) and at the New York Giants (11/2)
- Posted double-digit tackles in six different games including a season-high 13 tackles vs. Seattle (11/27)
- Recorded a sack in each of the last three games vs. the New York Giants (12/14), vs. Baltimore (12/20) and at Philadelphia (12/28)

#### 2007 (Dallas 16/16):

- Started in all 16 games and logged 110 tackles and three fumble recoveries on the season
- Opened the season by leading the team in tackles (7) vs. the New York Giants (9/9).
- At Miami (9/16) recorded seven tackles and his first sack of the season
- Racked up 9 tackles, a fumble return and added his second sack of the season vs. Minnesota (10/21)
- Posted 10 tackles at the New York Giants (11/11) and 12 at the Washington (12/30)

#### 2006 (Dallas 16/16):

- Started in all 16 games and recorded 103 tackles, two forced fumbles and two fumble recover-

ies on the season

- Posted seven tackles, one forced fumble and one fumble recovery vs. Indianapolis (11/19)
- Made a season-high 10 tackles in the final game of the year vs. Detroit (12/31)

#### 2005 (Dallas 16/16):

- Started in all 16 games with 92 tackles and 2.5 sacks on the season
- Recorded a season-high 12 tackles and one sack at Philadelphia (11/14)
- Posted nine tackles at the New York Giants (12/4) and at Washington (12/18)

#### 2004 (Dallas 2/16):

- Saw action in all 16 games including two starts
- Had 64 tackles, 3 sacks and 2 fumble recoveries for the season
- Posted two double-digit tackles at the New York Giants (11/11) and at Washington (12/30)

#### 2003 (Dallas 0/14)

- Saw action in 14 games including two starts
- Totaled three tackles, one forced fumble and one fumble recovery in his rookie season

#### COLLEGE:

- A two-time All-SEC selection as a linebacker at LSU
- After his senior year in college, was named a National Scholar Athlete by the National Football Foundation and was a member of the SEC Academic Honor Roll
- Finished second on the school's all-time tackle list with 418 career stops, including 33 tackles for a loss
- Also had 29 quarterback pressures, 14 sacks, eight pass deflections, four forced fumbles, two fumble recoveries and two interceptions
- Played weakside linebacker his first three seasons and moved to middle linebacker as a senior, when he earned All-America and All-SEC honors
- Set the LSU single-season tackle record with 154 stops as a senior
- As a junior, earned All-SEC honors after finishing second on the team with 113 tackles. LSU went 10-3 and won the SEC title and Sugar Bowl
- As a sophomore, earned second-team All-SEC honors after finishing second on the team and third in the conference with 110 tackles. Led the team with five sacks

#### PERSONAL:

- Attended West Monroe, La., High School where he earned Parade All-America honors as well as all-state, Class 5A defensive MVP and district defensive MVP honors after recording 136 tackles, five sacks and three fumble recoveries as a senior
- Helped lead West Monroe to a state championship and made Louisiana Football Magazine's All-Louisiana Team, the New Orleans Times Picayune's Top-20 blue chip list and the Atlanta Journal-Constitution's Super Southern 100 list
- Graduated from LSU with a degree in criminology
- Participated in the NFL Business Management and Entrepreneurial Program, attending the Kellogg School of Management at Northwestern University



### James' 2011 Season Statistics

Date, Opp	G	GS	Tackles				Yds	Interceptions					Fumbles					
			Tot	Solo	Asst	Sk		No	Yds	Lg	TD	PD	FF	FR	Yds	TD		
9/11 @ NYJ	1	1	0	0	0	0.0	0.0	0	0	0	0	0	0	0	0	0	0	0
9/18 @ SF	1	1	3	3	0	0.0	0.0	0	0	0	0	0	0	0	0	0	0	0
9/26 vs. WAS	1	1	2	2	0	0.0	0.0	0	0	0	0	0	0	0	0	0	0	0
10/2 vs. DET	1	1	0	0	0	0.0	0.0	0	0	0	0	0	0	0	0	0	0	0
10/16 @ NE	1	1	1	1	0	0.0	0.0	0	0	0	0	0	0	1	0	0	0	0
10/23 vs. STL	1	1	6	4	2	0.0	0.0	0	0	0	0	0	0	0	0	0	0	0
10/30 @ PHI	1	0	6	6	0	0.0	0.0	0	0	0	0	0	0	0	0	0	0	0
11/6 vs. SEA	1	1	4	2	2	0.0	0.0	0	0	0	0	0	0	0	0	0	0	0
11/13 vs. BUF	1	0	0	0	0	0.0	0.0	0	0	0	0	0	0	0	0	0	0	0
11/20 @ WAS	1	1	4	0	4	0.0	0.0	0	0	0	0	0	0	0	0	0	0	0
11/24 vs. MIA	1	1	4	3	1	0.0	0.0	0	0	0	0	0	0	0	0	0	0	0
12/4 @ ARI	1	1	0	0	0	0.0	0.0	0	0	0	0	0	0	0	0	0	0	0
12/11 vs. NYG	1	0	9	4	5	0.0	0.0	0	0	0	0	0	0	0	0	0	0	0
12/17 @ TB	1	1	0	0	0	0.0	0.0	0	0	0	0	0	0	0	1	0	0	0
12/24 vs. PHI	1	1	1	1	0	0.0	0.0	0	0	0	0	0	0	0	0	0	0	0
1/1 @ NYG	1	1	4	3	1	0.0	0.0	0	0	0	0	0	1	0	0	0	0	0
<b>2011 Totals</b>	<b>16</b>	<b>13</b>	<b>44</b>	<b>29</b>	<b>15</b>	<b>0.0</b>	<b>0.0</b>	<b>0</b>	<b>0</b>	<b>0</b>	<b>0</b>	<b>0</b>	<b>0</b>	<b>1</b>	<b>1</b>	<b>1</b>	<b>0</b>	<b>0</b>

### James' Career Statistics


Year	Team	G	GS	Tackles				Yds	Interceptions					Fumbles				
				Tot	Solo	Asst	Sk		No	Yds	Lg	TD	PD	FF	FR	Yds	TD	
2003	DAL	14	0	3	3	0	0.0	0.0	0	0	--	0	0	1	1	0	0	0
2004	DAL	16	2	31	24	7	0.0	0.0	0	0	--	0	2	0	0	0	0	0
2005	DAL	16	16	92	72	20	2.5	8.5	0	0	--	0	4	0	0	0	0	0
2006	DAL	16	16	103	66	37	0.0	0.0	1	15	15	1	9	2	2	0	0	0
2007	DAL	16	16	101	64	37	3.0	16.0	0	0	--	0	0	0	3	0	0	0
2008	DAL	16	16	117	81	36	8.0	50.0	0	0	--	0	4	3	2	0	0	0
2009	DAL	16	16	113	80	33	2.0	16.0	0	0	--	0	5	1	1	0	0	0
2010	DAL	16	16	118	81	37	0.0	0.0	1	11	11	0	3	2	2	0	0	0
2011	DAL	16	13	44	29	15	0.0	0.0	0	0	--	0	1	1	1	0	0	0
<b>NFL Totals</b>		<b>142</b>	<b>111</b>	<b>722</b>	<b>500</b>	<b>222</b>	<b>15.5</b>	<b>90.5</b>	<b>2</b>	<b>26</b>	<b>15</b>	<b>1</b>	<b>28</b>	<b>10</b>	<b>12</b>	<b>0</b>	<b>0</b>	<b>0</b>

### James' 2011 Season Highs

Tackles	9	vs. the New York Giants, 12/11/11
Sacks	0	
Interceptions	0	
Passes Defensed	1	at the New York Giants, 1/1/12
Forced Fumbles	1	at New England, 10/16/11

### James' Career Highs

Tackles	13	twice, most recent: at New York Giants, 11/14/10
Sacks	2	vs. Seattle, 11/27/12
Interceptions	1	twice, most recent: vs. Philadelphia, 12/12/10
Passes Defensed	3	@ Philadelphia, 10/08/06
Forced Fumbles	1	ten times, most recent: at New England, 10/16/11



## TIM JAMISON DEFENSIVE END

# 96

Height: 6-3 | Weight: 285 | College: Michigan |  
 Hometown: Riverdale, Ill. | 4th NFL Season |  
 4th with Texans | Age as of Kickoff Weekend 2012: 26 |  
 Acquired: CFA-'09 | 2012 GP/GS: 0/0 |  
 Career GP/GS: 32/1 | Teams: Houston, 2009-12 |

**TRANSACTIONS:** Signed by Houston Texans as non-drafted free agent on May 1, 2009...released by Texans on Sept. 5, 2009...re-signed by Texans to practice squad on Sept. 6, 2009...signed by Texans off of practice squad on Oct. 6, 2009...waived by Texans on Oct. 20, 2009...re-signed by Texans to practice squad on Oct. 22, 2009...released by Texans on Sept. 14, 2010...re-signed by Texans to practice squad on Oct. 26, 2010...signed by Texans off of practice squad on Nov. 2, 2010.

### 2011 (Houston 16/0):

- Played in all 16 games and made 19 tackles (14 solo) with two sacks, a forced fumble and a fumble recovery
- Made one tackle in the season opener vs. Indianapolis (9/11)
- Knocked down a Drew Brees pass in the fourth quarter at New Orleans (9/25)
- Made two solo tackles vs. Pittsburgh (10/2)
- Sacked Joe Flacco twice for a combined 16 yards lost, the first multiple-sack game of his career, one of which forced a fumble that he also recovered at Baltimore (10/16)
- Made two solo tackles vs. Tampa Bay (11/13)
- Had three solo tackles including one for a loss at Jacksonville (11/27)
- Made three tackles (two solo) vs. Carolina (12/18)
- Had a career-high four tackles (two solo) at Indianapolis (12/22)
- Made his postseason debut and registered two tackles, including one solo, and a pass defended in AFC Wild Card Playoff vs. Cincinnati (1/7/12)

### 2010 (Houston 10/1):

- Saw action in 10 games at defensive end including the first start of his career and made 17 tackles (13 solo) with one sack
- Had three solo tackles at Philadelphia (12/2)
- Made three tackles (two solo) including one for a loss vs. Baltimore (12/13).
- Made the first start of his NFL career at defensive end in place of an injured Mario Williams and made one solo tackle (12/19)
- Had three solo tackles including the first sack of his NFL career at Denver (12/26)

### 2009 (Houston 6/0):

- Spent the first four weeks of the season on the practice squad before being signed to the active roster in Week 5 (10/6)
- Played in his first professional game at Arizona (10/11), participating on special teams
- Saw action at defensive end at Cincinnati (10/18)
- Signed to the active roster again in Week 8 (10/30)
- Played on special teams and at defensive end vs. Indianapolis (11/29)
- Made the first solo tackles of his NFL career vs. Seattle (12/13)

### COLLEGE:

- Four-year letterman at Michigan where he played in 50 career games and made 25 starts at defensive end
- Earned 2008 All-Big Ten honorable mention accolades from the media and was elected 2008 team captain
- Amassed 129 stops, 29.5 tackles for loss, 20 sacks (seventh all-time at Michigan), four forced fumbles, one interception and five pass breakups during his career
- Posted five or more sacks in three straight seasons (2006-08) and recorded 50 tackles, 10.5 tackles for loss, 5.5 sacks and two pass breakups as a senior in 2008
- Earned honorable mention All-Big Ten honors when he notched 52 tackles, 10 tackles for loss, 5.5 sacks, an interception, three passes defended and two forced fumbles in 2007
- Contributed 13 tackles and five sacks in 2006 earning freshman All-Big Ten honors from The Sporting News in 2005 when he made 10 tackles, four tackles for loss and three sacks
- General studies major

### PERSONAL:

- Made 217 tackles with 89 solos, 45 sacks, 71 tackles for losses and 14 forced fumbles in his career at Thornton High School in Riverdale, Ill.
- Selected to play in the 2004 U.S. Army All-American Game
- Two-year letterman on the varsity basketball and baseball teams
- Two-time Catholic Conference All-Star and selected as an Eastern Massachusetts Division I All-Star
- Recorded 17.0 sacks in his senior season and finished his career with 36.5 sacks in three seasons, while serving as team captain as a senior
- Full name is Tim Jamison II

### Jamison's 2011 Season Statistics

Date, Opp	Tackles					Interceptions					Fumbles					
	G	GS	Tot	Solo	Asst	Sk	Yds	No	Yds	Lg	TD	PD	FF	FR	Yds	TD
9/11 vs. IND	1	0	1	0	1	0.0	0.0	0	0	0	0	0	0	0	0	0
9/18 @ MIA	1	0	0	0	0	0.0	0.0	0	0	0	0	0	0	0	0	0
9/25 @ NO	1	0	0	0	0	0.0	0.0	0	0	0	0	1	0	0	0	0
10/2 vs. PIT	1	0	2	2	0	0.0	0.0	0	0	0	0	0	0	0	0	0
10/9 vs. OAK	1	0	0	0	0	0.0	0.0	0	0	0	0	0	0	0	0	0
10/16 @ BAL	1	0	2	2	0	2.0	16.0	0	0	0	0	0	1	1	0	0
10/23 @ TEN	1	0	0	0	0	0.0	0.0	0	0	0	0	0	0	0	0	0
10/30 vs. JAX	1	0	1	0	1	0.0	0.0	0	0	0	0	0	0	0	0	0
11/6 vs. CLE	1	0	0	0	0	0.0	0.0	0	0	0	0	0	0	0	0	0
11/13 @ TB	1	0	2	2	0	0.0	0.0	0	0	0	0	0	0	0	0	0
11/27 @ JAX	1	0	3	3	0	0.0	0.0	0	0	0	0	0	0	0	0	0
12/4 vs. ATL	1	0	1	1	0	0.0	0.0	0	0	0	0	0	0	0	0	0
12/11 @ CIN	1	0	0	0	0	0.0	0.0	0	0	0	0	1	0	0	0	0
12/18 vs. CAR	1	0	3	2	1	0.0	0.0	0	0	0	0	0	0	0	0	0
12/22 @ IND	1	0	4	2	2	0.0	0.0	0	0	0	0	0	0	0	0	0
1/1 vs. TEN	1	0	0	0	0	0.0	0.0	0	0	0	0	0	0	0	0	0
<b>2011 Totals</b>	<b>16</b>	<b>0</b>	<b>19</b>	<b>14</b>	<b>5</b>	<b>2.0</b>	<b>16.0</b>	<b>0</b>	<b>0</b>	<b>0</b>	<b>0</b>	<b>2</b>	<b>1</b>	<b>1</b>	<b>0</b>	<b>0</b>

### Jamison's Career Statistics


Year Team	Tackles					Interceptions					Fumbles					
	G	GS	Tot	Solo	Asst	Sk	Yds	No	Yds	Lg	TD	PD	FF	FR	Yds	TD
2009 HOU	6	0	2	1	1	0.0	0.0	0	0	0	0	0	0	0	0	0
2010 HOU	10	1	15	12	3	1.0	3.0	0	0	0	0	0	0	0	0	0
2011 HOU	16	0	19	14	5	2.0	16.0	0	0	0	0	2	1	1	0	0
<b>NFL Totals</b>	<b>32</b>	<b>1</b>	<b>36</b>	<b>27</b>	<b>9</b>	<b>3.0</b>	<b>19.0</b>	<b>0</b>	<b>0</b>	<b>0</b>	<b>0</b>	<b>2</b>	<b>1</b>	<b>1</b>	<b>0</b>	<b>0</b>

### Jamison's 2011 Season Highs

Tackles	4	at Indianapolis (12/22)
Sacks	2	at Baltimore (J. Flacco), 10/16/11
Passes Defensed	1	at New Orleans, 9/25/11
Forced Fumbles	1	at Baltimore, 10/16/11
Fumble Recoveries	1	at Baltimore, 10/16/11

### Jamison's Career Highs

Tackles	4	at Indianapolis (12/22)
Sacks	2	at Baltimore (J. Flacco), 10/16/11
Passes Defensed	1	at New Orleans, 9/25/11
Forced Fumbles	1	at Baltimore, 10/16/11
Fumble Recoveries	1	at Baltimore, 10/16/11



## LESTAR JEAN

### WIDE RECEIVER

Height: 6-3 | Weight: 205 | College: Florida Atlantic |  
 Hometown: Miami, Fla. | 2nd NFL Season |  
 2nd with Texans | Age as of Kickoff Weekend 2012: 24 |  
 Acquired: CFA-'11 | 2012 GP/GS: 0/0 |  
 Career GP/GS: 0/0 | Teams: Houston, 2011-12 |

# 18

**TRANSACTIONS:** Signed with Houston Texans on July 28, 2011...placed on injured reserve with a shoulder injury on Aug. 30, 2011.

**2011 (Houston 0/0):**

- Was placed on injured reserve after suffering a shoulder injury during the preseason (8/30)

**COLLEGE:**

- All-Sun Belt Second Team in 2010
- Led FAU in receptions and yards, he was fourth in the SBC in receptions per game (5.3) and led the league in yards per game (82.3)
- Tied for 41st nationally in receptions per game and No. 25 in yards per game
- Garnered the team Most Improved at the season ending banquet in 2009

**PERSONAL:**

- As a senior, played for Nigel Dunn at Miami Norland Senior High School, where he recorded 26 catches for 501 yards and seven touchdowns
- Earned All-County honors and played in the Dade County North versus South All-Star Game
- Prior to his senior season, he played at North Carolina Tech under head coach Cornelius Corprew

**Jean's 2011 Season Statistics**

Date, Opp	GP	GS	Rush	Yds	Avg	Lg	TD	Rec	Yds	Avg	Lg	TD
9/11 vs. IND												
9/18 @ MIA												
9/25 @ NO												
10/2 vs. PIT												
10/9 vs. OAK												
10/16 @ BAL												
10/23 @ TEN												
10/30 vs. JAX												
11/6 vs. CLE												
11/13 @ TB												
11/27 @ JAX												
12/4 vs. ATL												
12/11 @ CIN												
12/18 vs. CAR												
12/22 @ IND												
1/1 vs. TEN												
<b>2011 Totals</b>	--	--	--	--	--	--	--	--	--	--	--	--





## ANDRE JOHNSON

### WIDE RECEIVER

Height: 6-3 | Weight: 226 | College: Miami (Fla.) |  
 Hometown: Miami, Fla. | 10th NFL Season |  
 10th with Texans | Age as of Kickoff Weekend 2012: 31 |  
 Acquired: D1-'03 (3rd overall) | 2012 GP/GS: 0/0 |  
 Career GP/GS: 122/122 | Teams: Houston, 2003-12 |

# 80

**TRANSACTIONS:** Selected after his junior season by Houston Texans in the first round (3rd overall) in the 2003 NFL Draft....signed by Texans on July 22, 2003...re-signed by Texans on March 3, 2007...re-signed by Texans on Aug. 5, 2010.

#### HONORS:

- Five-time Pro Bowl selection (2005, 2007, 2009-11)
- Associated Press All-Pro First-Team (2008, 2009)
- NFL Alumni Wide Receiver of the Year (2006, 2008, 2009)
- Pro Football Weekly First-Team All-Pro (2008, 2009)
- Sporting News All-Pro (2010)
- Sports Illustrated.com All-Pro (2008)
- ESPN.com All-Pro (2008)
- AFC Offensive Player of the Week (Week 2, 2010; Week 4, 2006)
- AFC Offensive Player of the Month (October, 2008)
- NFL Rookie of the Week (Week 4, 2003; Week 10, 2003)
- Touchdown Club Player of the Year (2004, 2006)
- Houston Texans Team MVP (2006, 2008, 2009)

#### CAREER:

- The Texans' all-time leading receiver with 706 receptions for 9,656 yards and 52 touchdowns in nine seasons
- Led the NFL in receptions in 2006 with 103 and again in 2008 with a career-high 115
- Led the NFL in receiving yards in 2008 with 1,575 and again in 2009 with 1,569
- Joined Hall of Famer Jerry Rice (1989-90, 1993-95) as the only players in modern NFL history to lead the League in back-to-back years
- Joined Marvin Harrison (Indianapolis, 2001-02) as the only receivers to surpass 1,500 yards in consecutive years
- Became the second-fastest player to reach 700 catches in NFL history, doing so in his 120th career game, trailing only Marvin Harrison who reached the mark in 114 games
- Is one of eight active NFL players to have 9,000-plus receiving yards
- Has 38 career 100-yard games and the Texans are 19-19 when he eclipses the 100-yard barrier
- Has more starts than anyone else in franchise history (122)
- Ranks 34th all-time in receptions and 39th in receiving yards

#### 2011 (Houston 7/7):

- Named a team captain for 2011 and finished with 33 receptions for 492 yards and two touchdowns
- Inactive for nine games due to hamstring injuries
- Led all Texans receivers with seven reception for 95 yards and a touchdown vs. Indianapolis (9/11)
- Caught seven passes for 93 yards including a 23-yard fourth quarter touchdown to put the game out of reach at Miami (9/18)
- Posted his 38th career 100-yard receiving performance with seven receptions for 128 yards at New Orleans (9/25)
- Caught four passes for 36 yards before leaving with a hamstring injury vs. Pittsburgh (10/2)
- Returned to the lineup and caught two passes for 22 yards including the 700th of his career on an 8-yard reception in the third quarter at Jacksonville (11/27)
- Led all Texans receivers with four receptions for 97 yards before leaving the game due to a hamstring injury vs. Atlanta (12/4)
- Returned to action in the season finale, catching two passes for 21 yards vs. Tennessee (1/1/12)
- Made his postseason debut after having more career receptions (706) and receiving yards (9,656) than any player in NFL history to have not played in the playoffs
- Caught five passes for a game-high 90 yards and a 40-yard touchdown in AFC Wild Card Playoff vs. Cincinnati (1/7/12)
- Recorded eight receptions for 111 yards in AFC Divisional Playoff at Baltimore (1/15/12)
- Finished the postseason with 13 receptions for 201 yards and a touchdown

#### 2010 (Houston 13/13):

- Led the team in receiving with 12 receptions for 158 yards and a crucial fourth-quarter touchdown at Washington (9/19)
- Led the offense with five receptions for 95 yards including a long of 48-yard vs. the New York Giants (10/10)
- Caught eight passes for 138 yards and the game-winning touchdown vs. Kansas City (10/17)
- Caught seven passes for 106 yards and a touchdown at Indianapolis (11/1)
- Led Texans receivers with nine receptions for 146 yards and a touchdown at Jacksonville (11/14)
- Became the first player in NFL history to catch 60 passes in each of his first eight seasons when he caught nine passes for 56 yards and a touchdown vs. Tennessee (11/28)
- Led Texans receivers with six receptions for 149 yards at Philadelphia (12/2)
- Caught nine passes for his second straight 140-yard game and scored two touchdowns vs. Baltimore (12/13)
- Caught the 50th touchdown of his career as one of his six receptions resulting in a total of 58 yards at Tennessee (12/19)

#### 2009 (Houston 16/16):

- Started all 16 games for the second consecutive season and led the NFL with 1,569 receiving yards on 101 receptions while also scoring a career-high nine touchdowns

- Registered his third career 100-catch season and his fourth 1,000-yard season
- Caught three passes for 71 yards and a touchdown for the AFC in the Pro Bowl
- Tied a career high with two touchdown receptions and caught 10 passes for 149 yards at Tennessee (9/20) including the 500th reception of his career, making him the second-fastest player to reach 500 receptions
- Made eight receptions for 101 yards and two touchdowns at Arizona (10/11)
- Had his second consecutive 100-yard game as he made eight receptions for 135 yards at Cincinnati (10/18)
- Made four catches for a team-leading 78 yards and a touchdown vs. Tennessee (11/23)
- Caught seven passes for 99 yards and his sixth touchdown of the season at Jacksonville (12/6)
- Caught 11 passes for 193 yards and two touchdowns vs. Seattle (12/13), including a 64-yard touchdown reception on the game's very first play
- Caught nine passes for 196 yards at St. Louis (12/20) becoming only the second player in NFL history to have back-to-back 190-yard games
- Became only the second player in NFL history to have back-to-back seasons with 1,500 yards receiving when he caught five passes for 71 yards and a career high ninth touchdown of the season at Miami (12/27)

#### 2008 (Houston 16/16):

- Led the league in both receptions (115) and yards (1,575)
- His 115 receptions were the third-most in the NFL since 2000
- Caught 10-or-more passes in seven games, the most by a receiver in a single season in NFL history and recorded eight 100-yard games
- Topped 100 receiving yards in four consecutive games in the month of October while catching 10 or more passes in four straight games for the first time in his career
- 41 catches in October were the second-most by an NFL receiver in that month since the AFL-NFL merger in 1970
- Caught 10 passes for 112 yards at Pittsburgh (9/7), marking his third straight season opener with 100 yards
- Caught 10 passes for 178 yards and one touchdown vs. Miami (10/12), including the 400th reception of his career on a 4-yard gain in the second quarter
- Posted his third consecutive 100-yard game and fourth of the season vs. Detroit (10/19) with 141 yards on 11 catches
- Recorded his fourth consecutive 100-yard game and fifth of the season vs. Cincinnati (10/26) with 11 receptions for 143 yards
- Caught 10 passes for 116 yards at Cleveland (11/23)
- Surpassed Domanick Williams for first place in franchise history in career touchdowns with his 29th while making seven receptions for 75 yards vs. Jacksonville (12/1)
- Topped 6,000 career receiving yards with an 11-yard touchdown catch in the fourth quarter at Green Bay (12/7)
- Finished with 11 receptions for a franchise-record 207 receiving yards vs. Tennessee (12/14)
- Caught 10 passes for 148 yards and two touchdowns vs. Chicago (12/28)

#### 2007 (Houston 9/9):

- Saw action in nine games, missing seven games with a knee injury
- Amassed 60 receptions for 851 yards and eight touchdowns for the season
- Had a career-long 77-yard touchdown catch in the opener vs. Kansas City (9/9)
- Registered seven receptions for 120 yards and two touchdowns at Carolina (9/16)
- Inactive the next seven games with a knee injury
- Returned to action and recorded six receptions for 120 yards, including a 73-yard touchdown catch vs. New Orleans (11/18)
- Recorded his fourth 100-yard game of the season with nine receptions for 116 yards and a 28-yard touchdown catch at Tennessee (12/2)
- Caught his seventh touchdown of the season, along with six receptions for 86 yards vs. Denver (12/13)
- Had seven catches for 74 yards and his eighth touchdown of the season at Indianapolis (12/23)

#### 2006 (Houston 16/16):

- Started all 16 games and led the League with 103 receptions for 1,147 yards
- Tied for the team lead with five touchdown catches
- His 65 catches in the first eight games of the season ranked third-most in NFL history
- Caught six passes for 101 yards vs. Philadelphia (9/10)
- Had season-highs of 11 receptions for 152 yards and his 53-yard reception in the first quarter set up Houston's first score vs. Washington (9/24)
- Earned AFC Player of the Week honors with a nine catch, 101-yard performance vs. Miami (10/1)
- Made a 17-yard reception inside the last two minutes to set up Kris Brown's 48-yard field goal as time expired to give Houston the 27-24 win vs. Indianapolis (12/24)

#### 2005 (Houston 13/13):

- Started 13 games, missing three with a nagging calf injury that plagued him all season
- Made 63 catches for 688 yards and two touchdowns
- Was inactive due to injury at Seattle (10/16), vs. Indianapolis (10/23) and vs. Cleveland (10/30)
- Set season-highs with nine catches for 91 yards to lead the Texans in his first game back from a calf injury at Jacksonville (11/6)
- Matched a single-game high 12 receptions for a season-high 159 yards and one score vs. St. Louis (11/27)
- Caught seven passes for 119 yards, including a season-long 53-yard touchdown catch vs. Jacksonville (12/24)

#### 2004 (Houston 16/16):

- Started all 16 games, leading club in receptions (79), receiving yards (1,142), touchdown receptions (six) and four 100-yard receiving games, breaking his own record (three, 2003)
- Selected to his first Pro Bowl
- Second-youngest member of AFC Pro Bowl squad (LB Terrell Suggs, Ravens) and youngest AFC



## JOHNSON, ANDRE

offensive selection

- Paced team with six catches for 115 yards and a score, helping Texans win consecutive games for the first time vs. Oakland (10/3)
- Set team and personal marks with 12 catches for 170 yards and also made two touchdown receptions vs. Minnesota (10/10)
- Hauled in six passes for 107 yards including a 49-yarder vs. Green Bay (11/21)
- Posted seven receptions for 125 yards at the New York Jets (12/5), becoming the first Texans receiver to eclipse the 1,000-yard receiving mark in a season
- Had four catches for 46 yards and one touchdown in win at Jacksonville (12/26)

### 2003 (Houston 16/16):

- Started all 16 games, recording at least one catch in each contest
- Led the Texans with 66 catches for 976 yards (14.8 avg.) and four touchdowns
- Named NFL Rookie of the Week twice after his performances in Week 4 and Week 11
- Made NFL debut in season-opening win at Miami (9/7), snagging a team-high six receptions for 76 yards
- Caught a game-high seven passes for 102 yards and scored first two career touchdowns, tying the club's single-game record vs. Kansas City (9/21)
- Made four receptions for a season-best 122 yards (30.5 avg.) in win at Buffalo (11/16)
- Posted his third 100-yard receiving game of the season when he caught five balls for a game-high 108 yards vs. Tennessee (12/21)

### COLLEGE:

- Amassed 92 receptions for 1,831 yards (19.9 avg.) and 20 touchdowns in three seasons at Miami (Fla.) ranking fifth on the school's all-time receiving yards list
- Added 11 receptions for 253 yards and two touchdowns in two bowl games
- Only Michael Irvin (26) and Lamar Thomas (23) had more career touchdown grabs
- Earned first-team All-Big East honors and third-team AP All-America honors as a sophomore
- Became just the second Hurricane player to crack the single-season 1,000-yard receiving barrier (Eddie Brown, 1,114 yards, 1984)
- Helped Miami win first national title in 10 years as a sophomore, catching 37 passes for 682 yards (18.4 avg.) and career-best 10 touchdowns
- 2002 Rose Bowl Co-Player of the Game when he caught seven passes for 199 yards and two touchdowns
- Also an elite collegiate sprinter, winning 2002 Big East Conference titles in the indoor 60 meter and outdoor 100 meter
- Majored in liberal arts

### PERSONAL:

- Lives in Houston
- Parade All-America selection as a senior at Miami (Fla.) Senior High School where he caught 31 passes for 908 yards and 15 touchdowns his senior season for the Stingarees
- Also lettered in track and basketball
- Served as Grand Marshal of the 2012 Houston Livestock and Rodeo Show Downtown Parade

### Johnson's 2011 Season Statistics

Date, Opp	GP	GS	Rush	Yds	Avg	Lg	TD	Rec	Yds	Avg	Lg	TD
9/11 vs. IND	1	1	0	0	--	0	0	7	95	13.6	21	1
9/18 @ MIA	1	1	0	0	--	0	0	7	93	13.3	43	1
9/25 @ NO	1	1	1	8	8.0	8	0	7	128	18.3	48	0
10/2 vs. PIT	1	1	0	0	--	0	0	4	36	9.0	13	0
10/9 vs. OAK												
10/16 @ BAL												
10/23 @ TEN												
10/30 vs. JAX												
11/6 vs. CLE												
11/13 @ TB												
11/27 @ JAX	1	1	0	0	--	0	0	2	22	11.0	14	0
12/4 vs. ATL	1	1	0	0	--	0	0	4	97	24.3	50	0
12/11 @ CIN												
12/18 vs. CAR												
12/22 @ IND												
1/1 vs. TEN	1	1	0	0	--	0	0	2	21	10.5	16	0
<b>2011 Totals</b>	<b>7</b>	<b>7</b>	<b>1</b>	<b>8</b>	<b>8.0</b>	<b>8</b>	<b>0</b>	<b>33</b>	<b>492</b>	<b>14.9</b>	<b>50</b>	<b>2</b>

### Johnson's Career Statistics

Year	Team	G	GS	Rush	Yds	Avg	Lg	TD	Rec	Yds	Avg	Lg	TD
2003	Hou	16	16	5	-10	-2.0	11	0	66	976	14.8	46	4
2004	Hou	16	16	4	12	3.0	14	0	79	1,142	14.5	54	6
2005	Hou	13	13	6	10	1.7	5	0	63	688	10.9	53	2
2006	Hou	16	16	3	14	4.7	18	0	103	1,147	11.1	53	5
2007	Hou	9	9	0	0	0.0	0	0	60	851	14.2	77	8
2008	Hou	16	16	0	0	0.0	0	0	115	1,575	13.7	65	8
2009	Hou	16	16	2	10	5.0	7	0	101	1,569	15.5	72	9
2010	Hou	13	13	2	10	5.0	7	0	86	1,216	14.1	60	8
2011	Hou	7	7	1	8	8.0	8	0	33	492	14.9	50	2
<b>NFL Totals</b>		<b>122</b>	<b>122</b>	<b>23</b>	<b>54</b>	<b>2.8</b>	<b>18</b>	<b>0</b>	<b>706</b>	<b>9,656</b>	<b>13.7</b>	<b>77</b>	<b>52</b>

### Johnson's 2011 Season Highs


Receptions	7	three times, most recent: at New Orleans (128 yards), 9/25/11
Receiving Yards	128	at New Orleans (7 receptions), 9/25/11
Receiving Touchdowns	1	twice, most recent: at Miami (93 yards), 9/18/11
Receiving Long	50	vs. Atlanta, 12/4/11

### Johnson's Career Highs

Receptions	12	three times, most recent: at Washington (158 yards), 9/19/10
Receiving Yards	207	vs. Tennessee (11 receptions), 12/14/08
Receiving Touchdowns	2	eight times, most recent: vs. Baltimore, 12/13/10
Receiving Long	77	vs. Kansas City, 9/9/07
Rushing Long	18	vs. Buffalo, 11/19/06

### Additional Statistics

Tackles: 23 total; 2003 - 4, 2004 - 2, 2005 - 1, 2006 - 6, 2007 - 3, 2008 - 3, 2009 - 3, 2011 - 1.  
 Special Teams Tackles: 2 total; 2003 - 1, 2004 - 1.  
 Fumble Recoveries: 1 total; 2004 - 1.  
 Fumbles/Lost: 5/4 total; 2004 - 1/1, 2005 - 1/1, 2006 - 1/0, 2007 - 1/1, 2008 - 1/1.



## BRYANT JOHNSON

### WIDE RECEIVER

# 89

Height: 6-3 | Weight: 212 | College: Penn State |  
 Hometown: Baltimore City, Md. | 10th NFL Season |  
 2nd with Texans | Age as of Kickoff Weekend 2012: 31 |  
 Acquired: FA-'11 | 2012 GP/GS: 0/0 | Career GP/GS: 138/74 |  
 Teams: Arizona, 2003-07; San Francisco, 2008; Detroit, 2009-10; Houston, 2011-12 |

**TRANSACTIONS:** Selected by Arizona Cardinals in the first round (17th overall) of the 2003 NFL Draft... signed by Cardinals on July 29, 2003...signed as free agent by San Francisco 49ers on March 14, 2003... signed as free agent by Detroit Lions on March 2, 2009...released by Lions on July 29, 2011...signed by Houston Texans on Aug. 29, 2011...signed by Houston Texans on July 27, 2012.

#### CAREER:

- Has played in 138 games in his career including 74 starts with 314 receptions for 3,938 yards and 16 touchdowns

#### 2011 (Houston 15/0):

- Finished with six receptions for 90 yards and a touchdown
- Made his Texans debut in the season opener vs. Indianapolis (9/11)
- Caught one pass for 16 yards at Miami (9/18)
- Made one reception for six yards at Tennessee (10/23)
- Named the Special Teams Player of the Game after making three special teams tackles vs. Jacksonville (10/30)
- Caught a season-high two passes for 23 yards vs. Carolina (12/18)
- Caught his first touchdown of the season when Jake Delhomme hit him in the back of the end zone from 5 yards out late in the fourth quarter vs. Tennessee (11/12)
- Made his postseason debut at wide receiver and on special teams in AFC Wild Card Playoff vs. Cincinnati (1/7/12)

#### 2010 (Detroit 13/13):

- Served as a backup wide receiver and caught 18 passes for 210 yards
- Caught one pass for 24 yards in season opener at Chicago (9/12)
- Had three catches for 23 yards at Green Bay (10/3)
- Inactive at Dallas (11/21) and vs. Chicago (12/5)
- Caught two passes for 26 yards against New England (11/25)
- Lone catch of game at Tampa Bay (12/19) was crucial in the team's come-from-behind win
- Finished with three catches for 49 yards in win vs. Minnesota (1/2/11)

#### 2009 (Detroit 16/16):

- Started all 16 games, making 35 receptions for 417 yards and three touchdowns
- Caught four receptions for 45 yards in season opener at New Orleans (9/13)
- Recorded first touchdown of the season and first as a Lion on a 21-yard pass from Matthew Stafford vs. Washington (9/27) and finished with four catches for 73 yards
- Caught two passes for 43 yards vs. St. Louis (11/1)
- Recorded second touchdown of the season at Seattle (11/8) with an impressive one-handed grab in the back of the end zone
- Gained 42 yards, tying a season-best with four receptions vs. Chicago (1/3) and caught his third touchdown of the season on a 12-yard completion from Daunte Culpepper

#### 2008 (San Francisco 16/12):

- Played in all 16 games with 12 starts and was second on the team in receiving with 546 yards on 45 receptions and three touchdowns
- Led team with six receptions (78 yards) at Seattle (9/14), including a 3-yard touchdown in the second quarter
- Started his second game of the season and recorded his second touchdown of the season on a 2-yard pass from Shaun Hill vs. St. Louis (11/16)
- Registered six catches for 49 yards, including a 3-yard touchdown pass from Hill in the fourth quarter to help solidify the 24-14 victory vs. the New York Jets (12/7)
- Caught a 24-yard pass from Hill with 31 seconds remaining in the fourth quarter vs. Washington (12/28) to move the 49ers into field goal range, leading to Joe Nedney's game-winning field goal in a 27-24 win

#### 2007 (Arizona 16/8):

- Saw action in all 16 games with eight starts, totaling 46 receptions for 528 yards with two touchdowns
- Caught at least one pass in every contest during season
- Started vs. Pittsburgh (9/30) and caught four passes for 40 yards
- Posted a six-catch, 80-yard performance at St. Louis (10/7)
- Caught six passes for 56 yards with one touchdown vs. Cleveland (12/2)

#### 2006 (Arizona 16/8):

- Played in 16 games with eight starts and posted 40 catches for a career-high 740 yards with a career-high four touchdowns and caught eight passes of 35-plus yards and three passes of 50-plus yards as his 18.5 average ranked third in NFL among receivers with 30 or more catches
- Caught six passes for 82 yards vs. Kansas City (10/8) in second start of season, which included an acrobatic catch on fourth down to keep game-tying drive alive in fourth quarter
- Recorded three receptions for 87 yards, including a career-long 58-yard reception in fourth quarter at Oakland (10/22)
- Posted a game-long 56-yard touchdown catch vs. Seattle (12/10) as part of a three-catch, 81-yard performance

#### 2005 (Arizona 14/4):

- Saw action in 14 games with four starts, posting 40 catches for 432 yards with one touchdown
- Inactive at Detroit (11/13) and at St. Louis (11/20) with shoulder injury
- Made first start of the season and caught six passes for 66 yards, including his first touchdown of season on a pass from QB Kurt Warner vs. Seattle (11/6)
- Returned from injury to record five catches for 77 yards in fourth quarter vs. Jacksonville (11/27)

#### 2004 (Arizona 16/11):

- Started 11 of 16 games played, posting 537 receiving yards on a career-high 49 catches with one touchdown after missing the entire preseason with a stress fracture in foot
- Notched a season-high seven catches for 54 yards vs. Seattle (10/14)
- Recorded four receptions for 48 yards and returned three kickoffs for 77 yards, including one return for 47 yards down to the Lions' 38-yard line to set up field goal at Detroit (12/5)

#### 2003 (Arizona 15/8):

- Saw action in 15 games with eight starts, totaling 35 catches for 438 yards with one touchdown
- Finished third among NFL rookie receivers behind teammate Anquan Boldin (101 receptions) and Houston's Andre Johnson (66 receptions)
- Made first career start vs. Seattle (9/14), responding with a career-high seven receptions for 68 yards
- Caught six passes for season-high 86 yards vs. Green Bay (9/21)
- Suffered shoulder injury at Dallas (10/5) and was inactive the following week vs. Baltimore (10/12)
- Recorded three second-half receptions for 76 yards vs. Cincinnati (11/2), including a 54-yarder from Jeff Blake with 17 seconds left as he caught ball near goal line and tumbled into end zone for first NFL touchdown catch in 17-14 win

#### COLLEGE:

- Sixth player in Penn State history to catch more than 100 career passes, ranking fourth in school annals in receptions (110) and second in receiving yardage (2,008) for an 18.3-yard average and 10 touchdowns; only Bobby Engram (3,026 yards, 1991, 93-95) garnered more yards for the Nittany Lions
- Led team in receptions final two years
- Returned 41 punts for a single-season school record of 528 yards (12.9 avg.), topping Branch's 464-yard 1999 effort

#### PERSONAL:

- Attended Baltimore City (Md.) College High School, where he was named first-team all-metro, all-city, all-county and all-Maryland after posting career totals of 97 receptions for 2,297 yards with 31 scores, 54 carries for 378 yards with four scores and 38 kickoff returns for 950 yards with five scores
- Voted 1998 Baltimore Touchdown Club's Offensive Player of the Year after recording 37 catches for 834 yards with 11 touchdowns at wide receiver and registering 77 tackles, six sacks and one interception as a defensive back during senior season
- Lettered two years in basketball, serving as team captain
- Lettered three years in track, anchoring school's winning relay teams at 1998 Penn Relays and posting a 10.65 time in 100 meters
- Returned to school and earned sociology degree in spring of 2005



# JOHNSON, BRYANT

## Johnson's 2011 Season Statistics

Date, Opp	GP	GS	Rush	Yds	Avg	Lg	TD	Rec	Yds	Avg	Lg	TD
9/11 vs. IND	1	0	0	0	--	0	0	0	0	--	0	0
9/18 @ MIA	1	0	0	0	--	0	0	1	16	16.0	16	0
9/25 @ NO	1	0	0	0	--	0	0	0	0	--	0	0
10/2 vs. PIT	1	0	0	0	--	0	0	0	0	--	0	0
10/9 vs. OAK	DID NOT PLAY											
10/16 @ BAL	1	0	0	0	--	0	0	0	0	--	0	0
10/23 @ TEN	1	0	0	0	--	0	0	1	6	6.0	6	0
10/30 vs. JAX	1	0	0	0	--	0	0	0	0	--	0	0
11/6 vs. CLE	1	0	0	0	--	0	0	0	0	--	0	0
11/13 @ TB	1	0	0	0	--	0	0	0	0	--	0	0
11/27 @ JAX	1	0	0	0	--	0	0	0	0	--	0	0
12/4 vs. ATL	1	0	0	0	--	0	0	0	0	--	0	0
12/11 @ CIN	1	0	0	0	--	0	0	0	0	--	0	0
12/18 vs. CAR	1	0	0	0	--	0	0	2	23	11.5	18	0
12/22 @ IND	1	0	0	0	--	0	0	0	0	--	0	0
1/1 vs. TEN	1	0	1	1	1.0	1	0	2	45	22.5	40	1
<b>2011 Totals</b>	<b>15</b>	<b>0</b>	<b>1</b>	<b>1</b>	<b>1.0</b>	<b>1</b>	<b>0</b>	<b>6</b>	<b>90</b>	<b>15.0</b>	<b>40</b>	<b>1</b>

## Johnson's Career Statistics

Year Team	G	GS	Rush	Yds	Avg	Lg	TD	Rec	Yds	Avg	Lg	TD
2003 Arz	15	8	0	0	0.0	--	0	35	438	12.5	54	1
2004 Arz	16	11	2	-6	-3.0	1	0	49	537	11.0	40	1
2005 Arz	14	4	1	0	0.0	--	0	40	432	10.8	41	1
2006 Arz	16	8	1	-3	-3.0	--	0	40	740	18.5	58	4
2007 Arz	16	8	0	0	0.0	--	0	46	528	11.5	30	2
2008 SF	16	12	0	0	0.0	--	0	45	546	12.1	42	3
2009 Det	16	16	0	0	0.0	--	0	35	417	11.9	36	3
2010 Det	14	7	0	0	0.0	0	0	18	210	11.7	24	0
2011 Hou	15	0	1	1	1	1	0	6	90	15.0	40	1
<b>NFL totals</b>	<b>138</b>	<b>74</b>	<b>5</b>	<b>-8</b>	<b>-1.6</b>	<b>1</b>	<b>0</b>	<b>314</b>	<b>3,938</b>	<b>12.5</b>	<b>58</b>	<b>16</b>

## Johnson's 2011 Season Highs

Receptions	2	twice, most recent: vs. Tennessee (45 yards), 1/1/12
Receiving Yards	45	vs. Tennessee (2 receptions), 1/1/12
Receiving Long	40	vs. Tennessee, 1/1/12
Receiving Touchdowns	1	vs. Tennessee, 1/1/12

## Johnson's Career Highs

Receptions	7	twice, most recent: vs. Seattle (54 yards), 10/24/04
Receiving Yards	87	at Oakland (3 receptions), 10/22/06
Receiving Touchdowns	1	16 times, most recent: vs. Tennessee, 1/1/12
Receiving Long	58	at Oakland, 10/22/06

## Additional Statistics

Tackles: 18 total; 2003 - 3, 2004 - 1, 2005 - 2, 2006 - 4, 2007 - 1, 2008 - 2, 2009 - 5; 2010 - 0.  
 Special Teams Tackles: 4 total; 2004 - 1, 2011 - 3.  
 Fumble Recoveries: 1 total; 2007 - 1.  
 Fumbles/Lost: 3/2 total; 2003 - 1/1, 2004 - 1/0, 2006 - 1/1.



## BEN JONES

### CENTER

# 60

Height: 6-3 | Weight: 303 | College: Georgia |  
 Hometown: Centreville, Ala. | Rookie |  
 1st with Texans | Age as of Kickoff Weekend 2012: 23 |  
 Acquired: D4a, 2012 (99th overall) | 2012 GP/GS: 0/0 |  
 Career GP/GS: 0/0 | Teams: Houston, 2012 |


**TRANSACTIONS:** Selected by Houston Texans in the fourth round (99th overall) of the 2012 NFL Draft.

#### COLLEGE:

- Ranked third in school history with 49 starts at center
- Four-time Southeastern Conference Academic Honor Roll selection
- Two-time All-SEC selection by the league's coaches
- Four-time SEC Offensive Lineman of the Week for his career
- Named a Freshman All-American and Freshman All-SEC after taking over as starting center in 2008
- Earned All-SEC first-team honors and was rated the nation's second-best center in the draft by The NFL Draft Report
- Second-team All-SEC honoree by the Associated Press, Phil Steele and the league's coaches for his senior season
- Named to Georgia's Team of the Decade
- Earned 2011 All-American first-team recognition from ESPN.com, Yahoo Sports and Rivals.com
- Served as a team captain and started all 14 games at center, where he recorded 15 touchdown-resulting blocks and protected the pocket as the Bulldogs threw for 37 touchdowns
- Earned All-SEC second-team honors from The NFL Draft Report and was a fourth-team choice by Phil Steele his junior season
- SEC Academic Honor Roll selection and Heyward Allen Football Scholarship recipient
- Helped the offense average 385.0 total yards per game and 242.4 passing yards per game
- Named All-SEC second-team by the league's coaches his sophomore season
- SEC Academic Honor Roll and member of the fall 2009 Georgia Athletic Director's Honor Roll
- Named Freshman All-American first-team by College Football News, adding second-team honors from The Sporting News and Phil Steele
- Chosen Freshman All-SEC by the league's coaches
- SEC Academic Honor Roll and Georgia Athletic Director's Honor Roll distinction for the fall semester
- Produced 12 touchdown-resulting blocks and 86 knockdowns for a team that ranked second in the league and 22nd nationally in total offense (426.0 ypg), and led the SEC with the NCAA's No. 16 passing offense (277.7 ypg)
- Led a front wall that ranked 21st in sacks allowed (1.31 spg; 17 total)
- SEC Offensive Lineman of the Week as part of an offensive line that helped Georgia account for 520 total offensive yards on 57 attempts, an average of 9.1 yards per play, in the Bulldogs' 42-38 win at Kentucky

#### PERSONAL:

- Attended Bibb County High School in Centreville, Ala., where he earned Super Prep All-Dixie Team, Prep Star All-Southeast Region and Alabama Sports Writers Association Class 5A first-team All-State honors as a senior
- Standout first baseman and pitcher on Bibb County's baseball team, where in 2007 he was selected to the Tuscaloosa News West Alabama Baseball All-Star squad
- Health & Physical Education major, earning SEC Academic Honor Roll and Georgia Athletic Director's Honor Roll accolades each of his four seasons at the university
- Switched from jersey #61 to #60 prior to his senior season, to honor his father, Steve, a former collegiate star, who was killed in a helicopter crash when he was 10 years old



## DONNIE JONES

### PUNTER

Height: 6-2 | Weight: 220 | College: LSU |  
 Hometown: Baton Rouge, La. | 9th NFL Season |  
 1st with Texans | Age as of Kickoff Weekend 2012: 32 |  
 Acquired: UFA-'12 (STL) | 2012 GP/GS: 0/0 | Career GP/GS: 119/0 |  
 Teams: Seattle, 2004; Miami, 2005-06; St. Louis, 2007-11; Houston, 2012 |

# 5

**TRANSACTIONS:** Selected by Seattle Seahawks in the seventh round (224th overall) of the 2004 NFL Draft...signed to the practice squad by Seattle on Sept. 7, 2004...Signed to the active roster from practice squad on Oct. 15, 2004...signed by Seattle to the practice squad on Oct. 21, 2004...signed to the active roster on Oct. 23, 2004...Signed by Seattle to the practice squad on Oct. 27, 2004...signed to active roster on Oct. 30, 2004...Signed by Seattle to the practice squad on Nov. 25, 2004...claimed off waivers by Miami Dolphins on July 25, 2005...signed by Dolphins to practice squad on Sept. 5, 2005...signed to the Dolphins active roster on Sept. 10, 2005...signed as a free agent by St. Louis Rams on April 25, 2007...signed as a free agent with the Houston Texans on March 30, 2012.

#### HONORS:

- Associated Press Second-Team All-Pro (2008, 2009)
- USA Today All-Joe Team (2008)

#### CAREER:

- Has played in 119 career games and averaged 45.3 yards on 648 career punts
- Career net punting average is 38.8 yards
- Has placed 198 punts inside the 20 and has a career long of 80 yards
- 50.0-yard gross average in 2008 ranked second in NFL history
- Career gross average of 45.3 yards ties for fourth in NFL history (minimum of 250 punts)

#### 2011 (St. Louis 16/0):

- Played all 16 games for the Rams, punting 105 times for 4,652 yards and an average of 44.3 yards per punt
- Recorded one special teams tackle and punted eight times for a 46.5-yard average vs. Baltimore (9/25)
- Punted eight times for 360 yards for 45.0 yards and a season-long of 65 yards vs. Washington (10/2)
- Punted five times for 236 yards, a 47.2-yard average and 42.0-yard net and a long of 64 yards at Cleveland (11/13)
- Punted 10 times for a 44.1-yard average and 34.7-yard net and making one special teams tackle vs. Seattle (11/20)
- Broke Dale Hatcher's record for career punts, punting seven times vs. Cincinnati (12/18) to give him 436 as a Ram
- Punted six times for 304 yards, a 50.7-yard average for his best single-game performance this season vs. San Francisco (1/11/12)

#### 2010 (St. Louis 16/0):

- Named an alternate to the Pro Bowl after finishing eight in the NFL (fourth in the NFC) with a gross punting average of 45.5 yards
- Ranked third in the NFL (second in the NFC) in net punting average (40.0)
- Punted 94 times for 4,276 yards with 32 inside the 20-yard line, fifth most in the NFL, and a long of 63 yards
- Punted a season-high 10 times for a 43.7 average and didn't allow a single punt to be returned at San Francisco (11/14)
- Only punter in the NFL this season to produce a game with 0 return yards on nine or more punts

#### 2009 (St. Louis 16/0):

- Second-team All-Pro selection by the *Associated Press* for the second consecutive year after finishing the season with a career-high 34 punts inside the 20
- His 34 punts inside the 20 are a Rams' single-season franchise record (since 1976), surpassing Dale Hatcher's 32 punts inside the 20 established in 1985
- Finished the season with a career-high 90 punts and 4,212 yards and his 46.8-yard average is the third-highest of his career and the third-highest in Rams history
- Recorded a 41.7-yard net average, the top mark in his career
- His 48.0-yard career gross average is the top mark in franchise history, surpassing the previous team-high of 44.3 yards established by Danny Villanueva from 1961-64
- Punted eight times for 406 yards and a 50.8-yard gross average and placed two punts inside the 20 at Seattle (9/13)
- Registered a 56.3-yard average, breaking his own single-game franchise record for gross punting average vs. Arizona (11/22)
- Punted seven times for an average of 45.3 yards at Chicago (12/6), including a career-high six punts inside the 20-yard line, the most in franchise history
- Punted five times for 246 yards (49.2-yard average) at Arizona (12/27), including four of punts placed inside the 20-yard line, giving him a career-high 32 inside the 20 for the year
- Recorded career highs with 11 punts for 551 yards vs. San Francisco (1/3/10)

#### 2008 (St. Louis 16/0):

- Second-team All-Pro selection by the *Associated Press*, finishing the season with a 50.0-yard gross average, registering 4,100 yards on 82 punts
- Average stands as the Rams franchise record for a single season, breaking his previous mark of 47.2 set in 2007
- Became only the second player in NFL history to record a 50.0-yard gross punting average, joining Hall of Famer Sammy Baugh who averaged 51.4 yards (1,799 yards on 35 punts) in 1940
- Had nine games with at least a 50-yard average and posted a 41.1-yard net average, second

highest in NFL history, and became the only player in NFL history to have a 50.0-yard gross average and a 40.0-plus yard net average

- Finished the season leading the NFL in gross punting average, second in the NFL in net punting average
- Named to *USA Today's* All-Joe team
- Punted 10 times for 485 yards for a 48.5-yard average, setting a career high in yards and tying a career high in punts at Philadelphia (9/7)
- Punted six times for 334 yards and a 55.7-yard average and recorded one special teams tackle vs. the New York Giants (9/14)
- Punted four times for 218 yards at Seattle (9/21) and a 54.5-yard average and a net average of 49.5 yards, which is the highest in Rams history
- Punted five times for a career-high 56.2-yard average vs. Buffalo (9/28), the highest single-game punting average in Rams history, breaking his own record set in 2007

#### 2007 (St. Louis 16/0):

- Established then highest punting average for a single season in Rams' history, punting 78 times for a 47.2-yard punting average breaking Danny Villanueva's record 45.5-yard punting average set in 1962
- Net average of 39.3 yards was the best in Rams' history since 1970
- Finished the season ranked second in the NFC, third in the NFL in punting average and ranked second in the NFC, fourth in the NFL in net punting average
- Punted four times for a 56.0-yard average, then the highest single-game punting average in Rams history vs. Arizona (10/7)
- Punted six times for a 52.3-yard average with long punt of 80 yards marked a career-best at Seattle (10/21)

#### 2006 (Miami 16/0):

- Played in all 16 games for the Dolphins, punting 85 times for 3,640 yards for a 42.8-yard average and 35.7-yard net average with a career-long 64-yard punt and 28 punts inside the 20
- Produced then career-high 52.7-yard average on six punts for 316 yards with two punts inside the 20 and a long of 61 yards vs. Tennessee (9/24)
- Punted a season-high eight times for 46.1-yard average with 39.8-yard net average at Buffalo (12/17)
- Totaled career-high 10 punts for 427 yards with a long of 52 yards and two punts inside the 20 vs. the New York Jets (12/25)

#### 2005 (Miami 16/0):

- Played in all 16 games in his first season with the Dolphins, punting 88 times for a 43.5-yard average, and NFL-leading and Dolphins single-season record net average of 39.3 yards
- 31 punts inside the 20 ranked second in the AFC and was a Dolphins' single-season record
- Produced a four-game stretch, beginning vs. Carolina (9/25) and ending vs. Kansas City (10/21), in which he had a net average of 40.0 yards or better
- Punted eight times for a 45.9-yard average with a net of 43.5 yards and connected on a 60-yard punt for the first time in career vs. Kansas City (10/21)
- Averaged 51.3 yards on four punts and produced a season-high 47.0-yard net average, with three punts inside the 20 at Oakland (11/27)
- Totaled a then career-high nine punts and hit a then career-long 63-yard punt vs. Tennessee (12/24)

#### 2004 (Seattle 7/0):

- Played in seven games with the Seahawks in between stints on the practice squad
- Punted 26 times for a 38.0-yard gross average with a net of 32.2, six punts inside the 20 and two touchbacks
- Punted three times for a 49.3-yard gross average and a net of 42.7 yards at St. Louis (11/14)

#### COLLEGE:

- Played in 49 games during four-year career at LSU, setting school records with 233 punts for 9,798 yards
- 42.0 yard punting average ranks second in school history
- Placed 69 punts inside the 20 for the Tigers during career
- Hit a school-record 86-yard punt against Kentucky in his junior year

#### PERSONAL:


- Earned All-State and All-District honors as a senior at Catholic High School in Baton Rouge, La.
- Averaged 43.4 yards on team that reached Class 5A semifinals
- Married to Aubrie with two children, son, Weston and daughter, Addison



## JONES, DONNIE

### Jones' 2011 Season Statistics

Date, Opp	GP	No	Yds	Avg	Net	TB	In 20	Lg	Blk
9/11 vs. PHI	1	4	169	42.3	32.3	2	1	61	0
9/19 @ NYG	1	7	313	44.7	42.3	0	1	58	0
9/25 vs. BAL	1	8	372	46.5	37.1	1	0	59	0
10/2 vs. WAS	1	8	360	45.0	42.1	1	2	65	0
10/16 @ GB	1	5	162	32.4	32.4	0	3	42	0
10/23 @ DAL	1	5	237	47.4	42.0	1	3	59	0
10/30 vs. NO	1	7	298	42.6	39.9	0	3	59	0
11/6 @ ARI	1	7	352	50.3	32.1	0	4	59	0
11/13 @ CLE	1	5	236	47.2	42.0	1	0	64	0
11/20 vs. SEA	1	10	441	44.1	34.7	1	3	56	0
11/27 vs. ARI	1	7	329	47.0	33.4	0	1	57	0
12/4 @ SF	1	8	317	39.6	37.3	0	1	49	0
12/12 @ SEA	1	4	181	45.3	32.8	0	2	50	1
12/18 vs. CIN	1	7	300	42.9	29.9	1	3	57	0
12/24 @ PIT	1	7	281	40.1	39.4	0	1	51	0
1/1 vs. SF	1	6	304	50.7	41.2	1	1	57	0
<b>2011 Totals</b>	<b>16</b>	<b>105</b>	<b>4,652</b>	<b>44.3</b>	<b>36.9</b>	<b>9</b>	<b>29</b>	<b>65</b>	<b>1</b>



## JOHNATHAN JOSEPH CORNERBACK

# 24

Height: 5-11 | Weight: 191 | College: South Carolina |  
 Hometown: Rock Hill, S.C. | 7th NFL Season |  
 2nd with Texans | Age as of Kickoff Weekend 2012: 28 |  
 Acquired: UFA-'11 (CIN) | 2012 GP/GS: 0/0 |  
 Career GP/GS: 82/73 | Teams: Cincinnati, 2006-10; Houston, 2012 |

**TRANSACTIONS:** Selected by Cincinnati Bengals in the first round (24th overall) of the 2006 NFL Draft... signed with Bengals on July 29, 2006...signed with Houston Texans on July 29, 2011.

### HONORS:

- Elected to 2012 Pro Bowl
- Associated Press Second-Team All-Pro (2011)
- Pro Football Weekly/PFWA All-NFL, All-AFC Team (2011)
- SI.com (Peter King) All-Pro Team (2011)

### CAREER:

- Has played in 82 career games with 73 starts and has recorded 313 total tackles, including 257 solos
- Owns 18 career interceptions, three forced fumbles and three fumble recoveries
- Scored four career touchdown returns (three interception and one fumble recovery)

### 2011 (Houston 15/15):

- Finished with 44 tackles (40 solo) and tied for the team lead with four interceptions and a team-best 15 passes defended and two forced fumbles
- Started and made five tackles (four solo) and one tackle for loss in the season opener vs. Indianapolis (9/11)
- Intercepted a Chad Henne pass and returned it 5 yards to the 6-yard line setting up a second quarter touchdown at Miami (9/18)
- Recorded interceptions in consecutive games for the third time in his career when he picked off Drew Brees at New Orleans (9/25)
- Intercepted a second-quarter Joe Flacco pass with a return of 2 yards in addition to making seven tackles (five solo) at Baltimore (10/16)
- Was named the Defensive Player of the Game after forcing a fumble, making three solo tackles and breaking up two passes at Tennessee (10/23)
- Made four solo tackles and broke up a pass vs. Cleveland (11/6)
- Had two solo tackles and a hit on Kellen Winslow which forced the ball out where it was intercepted by Brian Cushing at Tampa Bay (11/13)
- Intercepted a second-quarter Blaine Gabbert pass and returned it 29 yards at Jacksonville (11/27)
- Inactive for the season finale vs. Tennessee (11/12)
- Recorded six solo tackles, including one for loss, while adding an interception and two passes defended in AFC Wild Card Playoff vs. Cincinnati (11/7/12)
- Recorded two solo tackles and three passes defended in AFC Divisional Playoff at Baltimore (1/15/12)

### 2010 (Cincinnati 12/12):

- Started 12 games and made 53 tackles
- Ranked second on team in passes defended (11) and interceptions (three)
- Registered four tackles at Cleveland (10/3)
- Intercepted Josh Freeman pass in second quarter and returned it 11 yards vs. Tampa Bay (10/11)
- Made five tackles and had a pass defended at Indianapolis (11/14), helping to hold Peyton Manning to season-low 185 passing yards and no touchdowns
- Three tackles and two interceptions (one for a touchdown) vs. Buffalo (11/21), marking the first multi-interception game of his career

### 2009 (Cincinnati 16/16):

- Intercepted Ben Roethlisberger pass 30 yards for a touchdown vs. Pittsburgh (9/27)
- Intercepted a Derek Anderson pass on Bengals goal line and returned it 32 yards in third quarter at Cleveland (10/3)
- Intercepted a Joe Flacco pass at goal line in first quarter and returned it 21 yards at Baltimore (10/11)
- Had his first forced fumble of the year when he stripped WR Devin Hester, with LB Dhani Jones recovering for Bengals vs. Chicago (10/25)
- Posted team season-high in passes defended (5) vs. Baltimore (11/8), including a third-quarter INT of Flacco on a deep pass
- Had team-high four passes defended, with five tackles and a forced fumble in Nov. 15 win at Pittsburgh
- Had four tackles at Oakland (11/22), plus a diving INT of Bruce Gradkowski pass in the fourth-quarter Picked off a Philip Rivers pass at Bengals 19 in the second quarter and returned it seven yards at San Diego (12/20)
- Five tackles in Wild Card Playoff vs. New York Jets (1/9/10)

### 2008 (Cincinnati 8/7):

- Returned a Ray Rice fumble 65 yards, produced only Bengals touchdown vs. Baltimore (9/7)
- Tied for team lead in tackles (personal season-high 12), led in solo tackles (10) and led in passes defended (three) vs. Jacksonville (11/2)
- Had his first interception of the year, ending Philadelphia's final scoring threat of the first half when he picked off Donovan McNabb pass and returned it 22 yards (11/26)

### 2007 (Cincinnati 15/14):

- Went 42 yards for a touchdown with his first pro interception (off Chad Pennington), and the late fourth-quarter score provided eventual winning points vs. New York Jets (10/21)
- Snagged his second INT vs. Tennessee (11/25), outfighting TE Bo Scaife for Vince Young pass in first quarter, with four-yard return

- Intercepted a pass for the second straight game at Pittsburgh (12/2), picking off Ben Roethlisberger pass at Steelers 24 in the fourth quarter and returning it 7 yards
- Helped blunt Browns comeback bid by picking off a Derek Anderson pass at Bengals five in fourth quarter, with 23-yard return vs. Cleveland (12/23)

### 2006 (Cincinnati 16/9):

- Blocked John Carney PAT try after Saints' final touchdown in fourth quarter, first Bengals blocked PAT since '91 at New Orleans (11/19).
- Tied his season high with seven tackles and tied the team's season high with four passes defended vs. Baltimore (11/30)
- Recovered a fumble on Raiders' first offensive play vs. Oakland (12/10)

### COLLEGE:

- Played two seasons (2004-05) at South Carolina after playing in 2003 at Coffeyville (Kan.) Community College
- Entered NFL Draft after his junior season at South Carolina
- Played only 14 games at South Carolina, due to broken foot that limited him to two games in '04, but still was able to establish himself among the elite CBs in SEC
- Played in 12 games with 11 starts in '05, when he had four INTs (one for TD)
- Criminal justice major at South Carolina

### PERSONAL:

- Attended Northwestern High School in Rock Hill, S.C., where he was all-state in football and all-region in track

### Joseph's 2011 Season Statistics

Date, Opp	Tackles							Interceptions				Fumbles				
	G	GS	Tot	Solo	Asst	Sk	Yds	No	Yds	Lg	TD	PD	FF	FR	Yds	TD
9/11 vs. IND	1	1	5	4	1	0.0	0.0	0	0	0	0	0	0	0	0	0
9/18 @ MIA	1	1	4	4	0	0.0	0.0	1	5	5	0	3	0	0	0	0
9/25 @ NO	1	1	3	3	0	0.0	0.0	1	4	4	0	2	0	0	0	0
10/2 vs. PIT	1	1	1	1	0	0.0	0.0	0	0	0	0	0	0	0	0	0
10/9 vs. OAK	1	1	2	2	0	0.0	0.0	0	0	0	0	0	0	0	0	0
10/16 @ BAL	1	1	7	5	2	0.0	0.0	1	2	2	0	1	0	0	0	0
10/23 @ TEN	1	1	3	3	0	0.0	0.0	0	0	0	0	2	1	0	0	0
10/30 vs. JAX	1	1	1	1	0	0.0	0.0	0	0	0	0	1	0	0	0	0
11/6 vs. CLE	1	1	4	4	0	0.0	0.0	0	0	0	0	1	0	0	0	0
11/13 @ TB	1	1	2	2	0	0.0	0.0	0	0	0	0	1	0	0	0	0
11/27 @ JAX	1	1	2	2	0	0.0	0.0	1	29	29	0	1	0	0	0	0
12/4 vs. ATL	1	1	1	1	0	0.0	0.0	0	0	0	0	1	0	0	0	0
12/11 @ CIN	1	1	5	4	1	0.0	0.0	0	0	0	0	2	0	0	0	0
12/18 vs. CAR	1	1	1	1	0	0.0	0.0	0	0	0	0	0	0	0	0	0
12/22 @ IND	1	1	3	3	0	0.0	0.0	0	0	0	0	0	0	0	0	0
1/1 vs. TEN	INACTIVE															
<b>2011 Totals</b>	<b>15</b>	<b>15</b>	<b>44</b>	<b>40</b>	<b>4</b>	<b>0.0</b>	<b>0.0</b>	<b>4</b>	<b>29</b>	<b>29</b>	<b>0</b>	<b>15</b>	<b>1</b>	<b>0</b>	<b>0</b>	<b>0</b>

### Joseph's Career Statistics

Year Team	Tackles							Interceptions				Fumbles				
	G	GS	Tot	Solo	Asst	Sk	Yds	No	Yds	Lg	TD	PD	FF	FR	Yds	TD
2006 CIN	16	9	58	46	12	0.0	0.0	0	0	0	0	20	0	2	7	0
2007 CIN	15	14	58	45	13	0.0	0.0	4	76	42	1	15	0	0	0	0
2008 CIN	8	7	42	31	11	0.0	0.0	1	22	22	0	13	1	1	65	1
2009 CIN	16	16	69	58	11	0.0	0.0	6	92	32	1	20	1	0	0	0
2010 CIN	12	12	42	37	5	0.0	0.0	3	38	21	1	8	0	0	0	0
2011 HOU	15	15	44	40	4	0.0	0.0	4	29	29	0	15	1	0	0	0
<b>NFL Totals</b>	<b>82</b>	<b>73</b>	<b>313</b>	<b>257</b>	<b>56</b>	<b>0.0</b>	<b>0.0</b>	<b>18</b>	<b>92</b>	<b>42</b>	<b>3</b>	<b>91</b>	<b>3</b>	<b>3</b>	<b>72</b>	<b>1</b>

### Joseph's 2011 Season Highs

Tackles	7	at Baltimore, 10/16/11
Interceptions	1	four times, most recent: at Jacksonville (B. Gabbert), 11/27/11
Passes Defensed	3	at Miami, 9/18/11
Forced Fumbles	1	at Tennessee, 10/23/11

### Joseph's Career Highs

Tackles	15	vs. Jacksonville, 11/2/08
Interceptions	2	vs. Buffalo, 11/21/10
Passes Defensed	5	vs. Baltimore, 11/8/09
Fumble Recoveries	1	three times, most recent: vs. Baltimore, 9/7/08
Forced Fumbles	1	three times, most recent: at Tennessee, 10/23/11

### Additional Statistics

Special Teams Tackles: 5 total.





## SHILOH KEO FREE SAFETY

# 31

Height: 5-11 | Weight: 212 | College: Idaho |  
 Hometown: Everett, Wash. | 2nd NFL Season |  
 2nd with Texans | Age as of Kickoff Weekend 2012: 24 |  
 Acquired: D5a, 2011 (144th overall) | 2012 GP/GS: 0/0 |  
 Career GP/GS: 10/0 | Teams: Houston, 2011-12 |

**TRANSACTIONS:** Selected by Houston Texans in the fifth round (144th overall) in the 2011 NFL Draft... signed by Texans on July 31, 2011...released by Texans on Sept. 3, 2011...signed by Texans to the practice squad on Sept. 4, 2011...signed from practice squad to active roster by Texans on Oct. 19, 2011.

### 2011 (Houston 10/0):

- Signed to the active roster from the practice squad (10/19)
- Made his NFL debut on special teams while also appearing at safety at Tennessee (10/23)
- Was named the Special Teams Player of the Game after making two special teams tackles at Jacksonville (11/27)
- Saw his first career action as a punt returner and finished the game with one return for 11 yards vs. Tennessee (11/12)
- Made one special teams tackle in his postseason debut in AFC Wild Card Playoff vs. Cincinnati (1/7/12)

### COLLEGE:


- Started 50-of-55 games at strong safety and recorded 358 tackles (237 solo), one sack and 20 stops for loss totaling 67 yards and gained 168 yards on 11 interceptions and deflected 20 pass attempts and forced three fumbles and recovered six others
- Averaged 11.0 yards on 53 punt returns and 20.3 yards on eight kickoff returns
- Also rushed three times for 98 yards
- Ranks first in Idaho history in career punt return yards (585) and single-season punt return yards (319 in 2007)
- Set a school record after returning a punt 100 yards for a touchdown vs. Northern Illinois and one of just 11 players in Idaho history with over 300 career tackles
- All-Western Athletic Conference second-team selection in 2010, won Jim Thorpe Award (top college defensive back) and recipient of Idaho's John Friesz Most Valuable Player Award
- Started 12-of-13 games in 2010 and finished fifth among Vandals defenders with 61 tackles (40 solos), including one sack, 6.5 stops for loss, one forced fumble, two fumble recoveries and tied for seventh in the conference in interceptions (0.23 per game), gaining 63 yards on three interceptions
- Gained 74 yards on 17 returns, as his average of 4.35 yards per punt return ranked fifth in the WAC and 63rd in the nation and gained 144 yards on seven kickoff returns
- Sport science major

### PERSONAL:

- Rushed for 2,946 yards and 37 yards in his two seasons at Archbishop Murphy (Everett, Wash.)
- Had eight receptions for 162 yards (20.25 ypc) and a score and completed 7-of-13 pass attempts for 184 yards and four more touchdowns
- Named the Cascade Conference Defensive Player of the Year and 2A All-State at defensive back by the Associated Press and All-Conference selection at running back as a senior
- Led the Archbishop Murphy Wildcats to a 14-1 overall record in his final season, gaining 1,675 yards with 22 touchdowns

### Keo's 2011 Season Statistics

Date, Opp	Tackles					Interceptions					Fumbles						
	G	GS	Tot	Solo	Asst	Sk	Yds	No	Yds	Lg	TD	PD	FF	FR	Yds	TD	
9/11 vs. IND																	
9/18 @ MIA																	
9/25 @ NO																	
10/2 vs. PIT																	
10/9 vs. OAK																	
10/16 @ BAL																	
10/23 @ TEN	1	0	0	0	0	0.0	0.0	0	0	0	0	0	0	0	0	0	0
10/30 vs. JAX	1	0	0	0	0	0.0	0.0	0	0	0	0	0	0	0	0	0	0
11/6 vs. CLE	1	0	0	0	0	0.0	0.0	0	0	0	0	0	0	0	0	0	0
11/13 @ TB	1	0	0	0	0	0.0	0.0	0	0	0	0	0	0	0	0	0	0
11/27 @ JAX	1	0	0	0	0	0.0	0.0	0	0	0	0	0	0	0	0	0	0
12/4 vs. ATL	1	0	0	0	0	0.0	0.0	0	0	0	0	0	0	0	0	0	0
12/11 @ CIN	1	0	0	0	0	0.0	0.0	0	0	0	0	0	0	0	0	0	0
12/18 vs. CAR	1	0	0	0	0	0.0	0.0	0	0	0	0	0	0	0	0	0	0
12/22 @ IND	1	0	0	0	0	0.0	0.0	0	0	0	0	0	0	0	0	0	0
1/1 vs. TEN	1	0	0	0	0	0.0	0.0	0	0	0	0	0	0	0	0	0	0
<b>2011 Totals</b>	<b>10</b>	<b>0</b>	<b>0</b>	<b>0</b>	<b>0</b>	<b>0.0</b>	<b>0.0</b>	<b>0</b>	<b>0</b>	<b>0</b>	<b>0</b>	<b>0</b>	<b>0</b>	<b>0</b>	<b>0</b>	<b>0</b>	<b>0</b>



## MITCH KING DEFENSIVE END

# 97

Height: 6-2 | Weight: 280 | College: Iowa |  
 Hometown: Burlington, Iowa | 1st NFL Season |  
 1st with Texans | Age as of Kickoff Weekend 2012: 26 |  
 Acquired: FA-'12 | 2012 GP/GS: 0/0 | Career GP/GS: 7/0 |  
 Teams: Indianapolis Colts, 2010; New Orleans Saints, 2011; Houston, 2012 |

**TRANSACTIONS:** Signed by Tennessee Titans to the practice squad on Sept. 6, 2009...released by Titans on Sept. 23, 2009...signed by Indianapolis Colts on Jan. 23, 2010...released by Colts on Oct. 5, 2010...signed by Colts to practice squad on Oct. 7, 2010...released by Colts on Nov. 11, 2010...signed by St. Louis Rams to practice squad on Nov. 30, 2010...released by Rams on Dec. 14, 2010...signed by Saints to practice squad on Dec. 29, 2010...signed by Saints on Jan. 19, 2011...released by Saints on Sept. 27, 2011...signed by Saints to practice squad on Sept. 28, 2011...released by Saints on June 5, 2012...signed by Houston Texans on July 30, 2012.

### 2011 (New Orleans 3/0):

- Saw action in the first three games, totaling three tackles (one solo) before spending the rest of the season on the Saints' practice squad
- Had two tackles (one solo) vs. Chicago (9/18)

### 2010 (Indianapolis 4/0):

- Played in the first four games of the season for the Colts, making three tackles (one solo) before spending the last 12 games as a member of the Colts' practice squad
- Made two tackles (one solo) in the season opener at Houston (9/12)

### COLLEGE:

- Four-year letterman totaled 228 career tackles, 17.5 sacks, 12 passes defended, six forced fumbles and one fumble recovery
- Big Ten Defensive Lineman of the Year, first team All-Conference and AP second-team All-American as a senior, starting 13 games and recorded 54 tackles, and four sacks
- Posted 58 tackles, 4.5 sacks, seven passes defended and one forced fumble as a junior and gained first-team All-Big Ten plaudits
- Had 56 tackles, a career-high seven sacks, two passes defended and one fumble recovery as a sophomore
- Had a career-high 60 tackles, two sacks and three forced fumbles as a freshman, earning Big Ten All-Freshman by The Sporting News.

### PERSONAL:

- Prepped at Burlington (Iowa) HS, where he was First-Team 4A All-State, playing linebacker and running back
- Was also a standout on the swimming and baseball teams

### King's 2011 Season Statistics

Date, Opp	Tackles							Interceptions					Fumbles			
	G	GS	Tot	Solo	Asst	Sk	Yds	No	Yds	Lg	TD	PD	FF	FR	Yds	TD
9/08 @ GB	1	0	1	0	1	0.0	0.0	0	0	0	0	0	0	0	0	0
9/18 vs. CHI	1	0	2	1	1	0.0	0.0	0	0	0	0	0	0	0	0	0
9/25 vs. HOU	1	0	0	0	0	0.0	0.0	0	0	0	0	1	0	0	0	0
10/2 @ JAX																
10/9 @ CAR																
10/16 @ TB																
10/23 vs. IND																
10/30 @ STL																
11/6 vs. TB																
11/13 @ ATL																
11/28 vs. NYG																
12/4 vs. DET																
12/11 @ TEN																
12/18 @ MIN																
12/26 vs. ATL																
1/1 vs. CAR																
<b>2011 Totals</b>	<b>3</b>	<b>0</b>	<b>3</b>	<b>1</b>	<b>2</b>	<b>0.0</b>	<b>0.0</b>	<b>0</b>	<b>0</b>	<b>0</b>	<b>0</b>	<b>1</b>	<b>0</b>	<b>0</b>	<b>0</b>	<b>0</b>

### King's Career Statistics

Year Team	Tackles							Interceptions					Fumbles			
	G	GS	Tot	Solo	Asst	Sk	Yds	No	Yds	Lg	TD	PD	FF	FR	Yds	TD
2010 IND	4	0	3	1	2	0.0	0.0	0	0	0	0	0	0	0	0	0
2011 NO	3	0	3	1	2	0.0	0.0	0	0	0	0	0	0	0	0	0
<b>NFL Totals</b>	<b>7</b>	<b>0</b>	<b>6</b>	<b>2</b>	<b>4</b>	<b>0.0</b>	<b>0.0</b>	<b>0</b>	<b>0</b>	<b>0</b>	<b>0</b>	<b>0</b>	<b>0</b>	<b>0</b>	<b>0</b>	<b>0</b>

### King's 2011 Season Highs

Tackles 2 vs. Chicago, 9/18/11

### Jamison's Career Highs

Tackles 2 twice, most recent: vs. Chicago, 9/18/11



## JEFF MAEHL

### WIDE RECEIVER

Height: 6-0 | Weight: 178 | College: Oregon |  
 Hometown: Paradise, Calif. | 2nd NFL Season |  
 2nd with Texans | Age as of Kickoff Weekend 2012: 23 |  
 Acquired: CFA-'11 | 2012 GP/GS: 0/0 |  
 Career GP/GS: 3/0 | Teams: Houston, 2011-12 |

# 15

**TRANSACTIONS:** Signed by Houston Texans as an undrafted free agent on July 28, 2011...released by Texans on Sept. 3, 2011...signed by Texans to the practice squad on Sept. 4, 2011...signed from practice squad to active roster by Texans on Dec. 13, 2011.

#### 2011 (Houston 3/0):

- Spent the first 13 games of the season on the practice squad before being signed to the active roster (12/13)
- Made his NFL debut on special teams vs. Carolina (12/18)
- Saw action at wide receiver and on special teams vs. Tennessee (1/1/12)
- Inactive for both playoff games

#### COLLEGE:

- Selected to play in the East-West Shrine Game
- Named honorable mention All-America after senior season by SI.com
- First-team All-Pac-10 choice by the Pac-10 coaches, Phil Steele, Scout.com and Rivals.com and was the recipient of the Cargill Award as the team's impact player
- Equaled Samie Parker's (2000-03) school records for receptions in a season (77) and a career (178)
- Tied for the conference lead and ranked 11th nationally with an Oregon single-season record 12 receiving touchdowns
- 24 career TD catches tied the Oregon career mark
- His 10 scores by a receiver in conference play were tops in the Pac-10 and second-most in the nation
- Majored in sociology

#### PERSONAL:

- Ranked among the top 140 prospects in California by SuperPrep
- Attracted three stars from both Rivals.com and Scout.com
- Finished 20th in the CIF Northern Section in scoring (104 points) while finding his way into the end zone as a rusher, receiver, kickoff returner, punt returner and defensive back

#### Maehl's 2011 Season Statistics

Date, Opp	GP	GS	Rush	Yds	Avg	Lg	TD	Rec	Yds	Avg	Lg	TD
9/11 vs. IND												
9/18 @ MIA												
9/25 @ NO												
10/2 vs. PIT												
10/9 vs. OAK												
10/16 @ BAL												
10/23 @ TEN												
10/30 vs. JAX												
11/6 vs. CLE												
11/13 @ TB												
11/27 @ JAX												
12/4 vs. ATL												
12/11 @ CIN												
12/18 vs. CAR	1	0	0	0	--	0	0	0	0	--	0	0
12/22 @ IND	1	0	0	0	--	0	0	0	0	--	0	0
1/1 vs. TEN	1	0	0	0	--	0	0	0	0	--	0	0
<b>2011 Totals</b>	<b>3</b>	<b>0</b>	<b>0</b>	<b>0</b>	<b>--</b>	<b>0</b>	<b>0</b>	<b>0</b>	<b>0</b>	<b>--</b>	<b>0</b>	<b>0</b>



## DANIEAL MANNING

### FREE SAFETY

# 38

Height: 5-11 | Weight: 209 | College: Abilene Christian |  
 Hometown: Corsicana, Texas | 7th NFL Season |  
 2nd with Texans | Age as of Kickoff Weekend 2012: 30 |  
 Acquired: UFA-'11 (CHI) | 2012 GP/GS: 0/0 |  
 Career GP/GS: 90/69 | Teams: Chicago, 2006-10; Houston, 2011-12 |

**TRANSACTIONS:** Selected by Chicago Bears in the second round (42nd overall) in the 2006 NFL Draft... signed with Bears on July 5, 2006...re-signed with Bears on May 19, 2010...signed with Houston Texans on July 29, 2011

#### CAREER:

- Has played in 90 career games with 69 starts and has recorded 390 total tackles, including 310 solos, nine interceptions, six forced fumbles, four fumble recoveries and two field goals blocked
- Excellent kick returner with a career average of 26.9 yards per return on 114 attempts, which is the second-highest kickoff return average since entering the League in 2006

#### 2011 (Houston 13/13):

- Ranked fourth on the team with 59 tackles and tied a career high with two interceptions despite missing three games with a lower leg injury Made seven tackles (two solo) and averaged 38.5 yards on two kickoff returns at Miami (9/18)
- Recorded his first interception as a Texan, picking off a Drew Brees pass and returning it 22 yards to set up fourth-quarter touchdown at New Orleans (9/25)
- Blocked a field goal to end the first half and made five solo tackles vs. Pittsburgh (10/2)
- Averaged 22.5 yards on four kickoff returns including a long of 36 yards vs. Oakland (10/9)
- Led all Texans with 11 tackles (nine solo) at Baltimore (10/16)
- Intercepted a Matt Hasselbeck pass in the second quarter at Tennessee (10/23) before having to leave the game with a lower leg injury
- Inactive for three games with a leg injury
- Returned to the lineup and made one solo tackle vs. Jacksonville (11/27)
- Made three solo tackles and broke up a pass vs. Atlanta (12/4)
- Led the defense with 11 tackles (eight solo) at Cincinnati (12/11)
- Had four solo tackles vs. Carolina (12/18)
- Recorded seven tackles (five solo) and his first career postseason interception in AFC Wild Card Playoff vs. Cincinnati (1/7/12)
- Made nine tackles (eight solo) and one pass defended and averaged 33.3 yards on four kickoff returns, including a 60-yard return to open the game in AFC Divisional playoff at Baltimore (1/15/12)

#### 2010 (Chicago 16/16):

- Started all 16 games for the first time in his career and finished the year with 72 tackles, 59 solos, and one interception
- Made a season-high 11 tackles at the New York Giants (10/3)
- Intercepted a pass vs. Washington (10/24), the seventh pick of his career

#### 2009 (Chicago 15/10):

- Made 10 tackles at Cincinnati (10/25)
- Intercepted a pass vs. Cleveland (11/1) and returned it 35 yards
- Registered a season-high 12 tackles, including 10 solos, vs. Arizona (11/8)

#### 2008 (Chicago 14/1):

- Intercepted a pass vs. Jacksonville (12/7) and returned it 42 yards
- Scored his first career touchdown via kick return vs. New Orleans (12/11) when he returned a kickoff 83 yards for a score
- Reeled off a 70-yard kickoff return vs. Green Bay (12/22)
- Started the season finale at Houston (12/28) and registered a season-high six tackles, including five solo stops and averaged 31.2 yards per return on six attempts

#### 2007 (Chicago 16/15):

- Started the second game of the year vs. Kansas City (9/16) and made an interception, which he returned 33 yards
- Made a career-high 13 tackles, including 11 solos, in the season finale vs. New Orleans (12/30)

#### 2006 (Chicago 16/14):

- Played in all 16 games as a rookie, starting 14, and finished the year with two interceptions, four forced fumbles and two fumble recoveries
- Made his NFL debut in the season opener at Green Bay (9/10) and intercepted a pass which he returned 15 yards
- Made his first career start at FS at Minnesota (9/24) and made four solo tackles
- Made a season-high 10 tackles vs. Miami (11/5)

#### COLLEGE:

- Was a three-year starter at Abilene Christian and became the second-highest drafted player in school history
- Started all 30 games at ACU and finished his career with 159 tackles, two sacks, 11 interceptions, 12 tackles for loss, six forced fumbles, four fumble recoveries and four blocked kicks

#### PERSONAL:

- Native Texan who hails from Corsicana
- Was a three-year starter at Corsicana High and earned second-team All-State mention from the Associated Press and Texas Sports Writers Association as a senior
- Finished second in the state in the 100 meters and triple jump and was fourth in the 200 meters

#### Manning's 2011 Season Statistics

Date, Opp	Kickoff Returns					Punt Returns					
	No	Yds	Avg	Lg	TD	No	FC	Yds	Avg	Lg	TD
9/11 vs. IND	1	46	46.0	46	0	0	0	0	--	0	0
9/18 @ MIA	2	77	38.5	43	0	0	0	0	--	0	0
9/25 @ NO	3	83	27.7	38	0	0	0	0	--	0	0
10/2 vs. PIT	2	34	17.0	21	0	0	0	0	--	0	0
10/9 vs. OAK	4	90	22.5	36	0	0	0	0	--	0	0
10/16 @ BAL	1	26	26.0	26	0	0	0	0	--	0	0
10/23 @ TEN	0	0	--	0	0	0	0	0	--	0	0
10/30 vs. JAX						INACTIVE					
11/6 vs. CLE						INACTIVE					
11/13 @ TB						INACTIVE					
11/27 @ JAX	0	0	--	0	0	0	0	0	--	0	0
12/4 vs. ATL	0	0	--	0	0	0	0	0	--	0	0
12/11 @ CIN	0	0	--	0	0	0	0	0	--	0	0
12/18 vs. CAR	0	0	--	0	0	0	0	0	--	0	0
12/22 @ IND	0	0	--	0	0	0	0	0	--	0	0
1/1 vs. TEN	0	0	--	0	0	0	0	0	--	0	0
<b>2011 Totals</b>	<b>13</b>	<b>356</b>	<b>27.4</b>	<b>46</b>	<b>0</b>	<b>0</b>	<b>0</b>	<b>0</b>	<b>--</b>	<b>0</b>	<b>0</b>

#### Manning's Career Statistics

Year	Team	Kickoff Returns					Punt Returns					
		No	Yds	Avg	Lg	TD	No	FC	Yds	Avg	Lg	TD
2006	CHI	1	20	20.0	20	0	0	0	0	--	0	0
2007	CHI	3	61	20.3	21	0	0	0	0	--	0	0
2008	CHI	36	1,070	29.7	83	1	0	0	0	--	0	0
2009	CHI	28	744	26.6	59	0	0	0	0	--	0	0
2010	CHI	33	816	24.7	62	0	0	0	0	--	0	0
2011	HOU	13	356	27.4	46	0	0	0	0	--	0	0

#### Manning's 2011 Season Highs

Tackles	11	twice, most recent: at Cincinnati, 12/11/11
Interceptions	1	twice, most recent: at Tennessee (M. Hasselbeck), 10/23/11
Passes Defensed	2	at New Orleans, 9/25/11
Blocked Kicks	1	vs. Pittsburgh, 10/2/11

#### Manning's Career Highs

Tackles	15	vs. Jacksonville, 11/2/08
Interceptions	2	vs. Buffalo, 11/21/10
Passes Defensed	5	vs. Baltimore, 11/8/09
Fumble Recoveries	1	three times, most recent: vs. Baltimore, 9/7/08
Blocked Kicks	1	twice: vs. Pittsburgh, 10/2/11; at Detroit, 9/30/07

#### Additional Statistics

Special Teams Tackles: 5 total; last at Pittsburgh (11/15/09)

#### Manning's 2011 Season Highs

Kickoff Return Yards	90	vs. Oakland (4 returns), 10/9/11
Kickoff Return Long	46	vs. Indianapolis, 9/11/11

#### Manning's Career Highs

Kickoff Return Yards	187	at Houston, 12/28/08
Kickoff Return Long	83	vs. New Orleans, 12/11/08
Kickoff Return TD	1	vs. New Orleans, 12/11/08



## KESHAWN MARTIN OUTSIDE LINEBACKER

# 82

Height: 5-11 | Weight: 194 | College: Michigan State |  
 Hometown: Inkster, Mich. | Rookie |  
 1st with Texans | Age as of Kickoff Weekend 2012: 22 |  
 Acquired: D4a, 2012 (121st overall) | 2012 GP/GS: 0/0 |  
 Career GP/GS: 0/0 | Teams: Houston, 2012 |

**TRANSACTIONS:** Selected by Houston Texans in the fourth round (121st overall) of the 2012 NFL Draft.

### COLLEGE:

- Four-year letter winner finished his career ranked second in Michigan State history in punt return yards (659), fourth in punt returns (65), eighth in kick return yards (1,100) and kick returns (47), 10th in all-purpose yards (4,013), 11th in receptions (127), 16th in receiving yards (1,714) and tied for 17th in touchdown receptions (10)
- Appeared in 48 games, including 16 starts
- Averaged 8.4 yards per carry in his career (64 carries for 540 rushing yards)
- Scored 17 total touchdowns in his career (10 receptions; three rush; two punt returns; one pass; one kick return)
- Accounted for touchdowns in five different ways in his career (rushing, receiving, passing, punt return and kick return)
- One of three Spartans in school history to return two punts for touchdowns
- Completed 8-of-9 passes in his career for 158 yards and two touchdowns
- Led the team with 59 plays of 20-plus yards and 17 plays of 40-plus yards for his career
- Compiled 337 all-purpose yards (84.3 ypg.), including 11 catches for 162 yards in four career bowl games
- 2011 Honorable mention All-Big Ten accolades by the coaches
- Yahoo! Sports All-Big Ten second team as a punt returner for his senior season
- Second on the team with career highs of 66 receptions and 777 receiving and had four receiving touchdowns
- Led the team with 445 yards after the catch (YAC) led the team and ranked third in the Big Ten during his senior season
- 2010 First-team All-Big Ten as a punt returner by Rivals.com, CollegeFootballNews.com and Phil Steele
- Led the Big Ten and ranked 11th in the NCAA, averaging 14.2 yards on 16 punt returns his junior year
- Named to ESPN.com's Big Ten All-Bowl Team in 2009
- Accounted for a team-best 1,451 all-purpose yards, averaging 18.1 yards every time he touched the football (80 total touches)
- Accounted for 234 all-purpose yards, catching 11 passes for 132 yards (12.0 avg.), nine rushes for 51 yards (5.7 avg.) and completed 2-of-3 passes for 59 yards as a freshman

### PERSONAL:

- Two-year starter at John Glenn High School in Westland, Mich. where he earned all-conference honors as a quarterback after accounting for 1,551 total yards and 17 touchdowns in 2007
- All-state (Division 1) selection as a defensive back in 2007 and Detroit News All-Metro West Team as a senior
- Also participated in basketball and track
- Majored in sociology



## BRICE McCAIN CORNERBACK

# 21

Height: 5-9 | Weight: 180 | College: Utah |  
 Hometown: Terrell, Texas | 4th NFL Season |  
 4th with Texans | Age as of Kickoff Weekend 2012: 25 |  
 Acquired: D6-'09 (188th overall) | 2012 GP/GS: 0/0 |  
 Career GP/GS: 44/2 | Teams: Houston, 2009-12 |

**TRANSACTIONS:** Selected by Houston Texans in the sixth round (188th pick overall) of the 2009 NFL Draft.

### CAREER:

- Has played in 44 career games (two starts), including action in all 16 games as a rookie
- Has made 58 tackles in his career, 51 of which were solo stops
- Made his first career interception vs. Indianapolis (11/29/09)

### 2011 (Houston 16/0):

- Had a season-high two passes defended and one special teams tackle at Miami (9/18)
- Made three solo tackles vs. Pittsburgh (10/2)
- Made one solo tackle and had one pass defended vs. Oakland (10/9)
- Intercepted a Matt Hasselbeck pass in the fourth quarter and returned it 38 yards for a touchdown at Tennessee (10/23)
- Had three solo tackles vs. Jacksonville (10/30)
- Made a special teams tackle vs. Cleveland (11/6)
- Intercepted a Josh Freeman pass and returned it 10 yards at Tampa Bay (11/13)
- Broke up a Luke McCown pass on fourth down to seal the victory at Jacksonville (11/27)
- Was second on the team with seven tackles (six solo) while also breaking up two passes at Indianapolis (12/22)
- Led the defense with three pass break-ups to go along with two solo tackles vs. Tennessee (1/1/12)
- Made his postseason debut and finished with two passes defended in AFC Wild Card playoff vs. Cincinnati (1/7/12)

### 2010 (Houston 12/2):

- Saw action in 12 games with two starts where he made 11 tackles (seven solo) and had two passes defended
- Made his first career start at cornerback, making seven tackles (five solo) vs. Indianapolis (9/12)
- Had two tackles (one solo) and a pass defended at Oakland (10/3)
- Made five tackles (four solo) at Indianapolis (11/1)

### 2009 (Houston 16/0):

- Made professional debut playing cornerback vs. the New York Jets (9/13) and registered two tackles (two solo) while also participating on special teams
- Played cornerback and on special teams at Tennessee (9/20) and vs. Jacksonville (9/27)
- Made his first career interception vs. Indianapolis (11/29)
- Had five tackles (five solo) at Jacksonville (12/6)
- Had a pass defended that clinched the victory vs. New England (1/3) and a special teams tackle

### COLLEGE:

- Three-year starter played in 49 games, starting 39
- Won all-MVC recognition as a defensive back (2007-08) and kick returner (2006)
- Made 103 career tackles while his 21 career pass breakups were tied for sixth all-time at Utah
- Had 37 kick returns for 846 yards
- Economics major

### PERSONAL:

- All-state, all-area and all-district as a running back and defensive back
- County and Terrell High (Texas) MVP
- Played cornerback, wide receiver and running back and returned punts and kickoffs
- Also lettered in basketball and track, where he ran the 100 meters in 10.3 seconds and was on the 400-meter relay team that placed second in the state

### McCain's 2011 Season Statistics

Date, Opp	G		Tackles					Interceptions					Fumbles			
	G	GS	Tot	Solo	Asst	Sk	Yds	No	Yds	Lg	TD	PD	FF	FR	Yds	TD
9/11 vs. IND	1	0	0	0	0	0.0	0.0	0	0	0	0	1	0	0	0	0
9/18 @ MIA	1	0	0	0	0	0.0	0.0	0	0	0	0	2	0	0	0	0
9/25 @ NO	1	0	0	0	0	0.0	0.0	0	0	0	0	0	0	0	0	0
10/2 vs. PIT	1	0	3	3	0	0.0	0.0	0	0	0	0	0	0	0	0	0
10/9 vs. OAK	1	0	1	1	0	0.0	0.0	0	0	0	0	1	0	0	0	0
10/16 @ BAL	1	0	0	0	0	0.0	0.0	0	0	0	0	0	0	0	0	0
10/23 @ TEN	1	0	3	3	0	0.0	0.0	1	38	38	1	1	0	0	0	0
10/30 vs. JAX	1	0	3	3	0	0.0	0.0	0	0	0	0	0	0	0	0	0
11/6 vs. CLE	1	0	0	0	0	0.0	0.0	0	0	0	0	0	0	0	0	0
11/13 @ TB	1	0	2	2	0	0.0	0.0	1	10	10	0	2	0	0	0	0
11/27 @ JAX	1	0	2	2	0	0.0	0.0	0	0	0	0	1	0	0	0	0
12/4 vs. ATL	1	0	1	1	0	0.0	0.0	0	0	0	0	0	0	0	0	0
12/11 @ CIN	1	0	1	1	0	0.0	0.0	0	0	0	0	0	0	0	0	0
12/18 vs. CAR	1	0	0	0	0	0.0	0.0	0	0	0	0	0	0	0	0	0
12/22 @ IND	1	0	7	6	1	0.0	0.0	0	0	0	0	2	0	0	0	0
1/1 vs. TEN	1	0	2	2	0	0.0	0.0	0	0	0	0	3	0	0	0	0
<b>2011 Totals</b>	<b>16</b>	<b>0</b>	<b>25</b>	<b>24</b>	<b>1</b>	<b>0.0</b>	<b>0.0</b>	<b>2</b>	<b>48</b>	<b>38</b>	<b>1</b>	<b>13</b>	<b>0</b>	<b>0</b>	<b>0</b>	<b>0</b>

### McCain's Career Statistics

Year Team	G		Tackles					Interceptions					Fumbles			
	G	GS	Tot	Solo	Asst	Sk	Yds	No	Yds	Lg	TD	PD	FF	FR	Yds	TD
2009 HOU	16	0	11	10	1	0.0	0.0	1	0	0	0	2	0	0	0	0
2010 HOU	12	2	22	17	5	0.0	0.0	0	0	0	0	2	0	0	0	0
2011 HOU	16	0	25	24	1	0.0	0.0	2	48	38	1	13	0	0	0	0
<b>NFL Totals</b>	<b>44</b>	<b>2</b>	<b>58</b>	<b>51</b>	<b>7</b>	<b>0.0</b>	<b>0.0</b>	<b>3</b>	<b>48</b>	<b>38</b>	<b>1</b>	<b>17</b>	<b>0</b>	<b>0</b>	<b>0</b>	<b>0</b>

### McCain's 2011 Season Highs

Tackles	7	at Indianapolis, 12/22/11
Interceptions	1	twice, most recent: at Tampa Bay (J. Freeman), 11/13/11
Passes Defensed	3	vs. Tennessee, 1/1/12
Touchdowns	1	at Tennessee (interception return), 10/23/11

### McCain's Career Highs

Tackles	7	twice, most recent: at Indianapolis, 12/22/11
Interceptions	1	three times, most recent: at Tampa Bay (J. Freeman), 11/13/11
Passes Defensed	3	vs. Tennessee, 1/1/12
Touchdowns	1	at Tennessee (interception return), 10/23/11

### Additional Statistics

Special Teams Tackles: 7 total; 2009 - 4, 2011 - 3.



## SHERRICK McMANIS

### CORNERBACK

# 22

Height: 6-1 | Weight: 193 | College: Northwestern |  
 Hometown: Peoria, Ill. | 3rd NFL Season |  
 3rd with Texans | Age as of Kickoff Weekend 2012: 24 |  
 Acquired: D5-'10 (144th overall) | 2012 GP/GS: 0/0 |  
 Career GP/GS: 23/0 | Teams: Houston, 2010-12 |

**TRANSACTIONS:** Selected by the Houston Texans in the fifth round (144th overall) of the 2010 NFL Draft... signed with Texans on May 28, 2010.

#### 2011 (Houston 9/0):

- Ranked fifth on the team with five special teams tackles
- Returned 10 kickoffs for 205 yards (20.5 average)
- Threw a key block enabling Jacoby Jones' 79-yard punt return for a touchdown vs. Indianapolis (9/11)
- Saw action at cornerback and on special teams at Miami (9/18)
- Inactive for seven games of the regular season
- Returned the first kickoff 45 yards at Jacksonville (11/27)
- Had three kickoff returns for an average of 18.0 yards vs. Atlanta (12/4)
- Averaged 13.0 yards on three kickoff returns before leaving with an ankle injury at Cincinnati (12/11)
- Made his postseason debut and assisted on one special teams tackle in AFC Wild Card playoff vs. Cincinnati (1/7/12)

#### 2010 (Houston 14/0):

- Saw action in 14 games, mostly on special teams
- Made two tackles (one solo) and intercepted one pass
- Picked off Eli Manning for the first interception of his career vs. the New York Giants (10/10)
- Assisted on one tackle and made one special teams tackle vs. Baltimore (12/13)
- Made two special teams tackles at Tennessee (12/19)

#### COLLEGE:

- Earned a postseason all-star invite to the 2010 East-West Shrine Game (was unable to participate in the game due to injury)
- Sixth on NU's career interceptions list with nine and third on NU's career pass breakups list with 30
- Despite being hampered with leg injuries his senior season, played in 10 of 13 games and was named team's 2009 Defensive MVP and was the 2009 Team co-captain
- 2009 first-team All-Big Ten selection by media and second-team all-league choice by coaches
- Team's 2009 Defensive Most Valuable Player
- Named the Tri-County Male Athlete of the Year by his hometown Greater Peoria Sports Hall of Fame after he finished with 37 tackles and a team-best five interceptions in 10 games
- Ranked first in Big Ten and eighth nationally in interceptions
- Finished 2008 fourth on team with 67 tackles and first on squad with 14 passes defended, which tied for fifth in the Big Ten and 38th nationally
- 2007 starter at cornerback and returned kickoffs in 10 games (first four, last six)
- Ranked sixth in the Big Ten with a 23.2 ypr average and finished third on team with 75 tackles
- Had 6.5 TFLs and led team with six pass breakups
- Named to the Sporting News' 2006 Freshman All-Big Ten team and was the team's NGN Special Teams Newcomer of the Year Award recipient
- Earned his first career interception against Ohio State's Heisman Trophy winner Troy Smith

#### PERSONAL:

- Communication studies major
- Earned team MVP and all-state honors (played eight different positions his senior year)
- Earned all-state honors from the Champaign-Urbana News-Gazette and Illinois Football Coaches Association
- First-team Peoria Journal Star all-area and all-conference selection, as well, in 2005
- Helped the Knights earn a berth in the Illinois state playoffs three consecutive years
- Primarily played tailback and defensive back for Richwoods
- Earned a spot in the IFCA's Shriners All-Star game
- Won the Illinois state long jump his junior year

#### McManis' 2011 Season Statistics

Date, Opp	G	GS	Tackles				Interceptions				Fumbles						
			Tot	Solo	Asst	Sk	Yds	No	Yds	Lg	TD	PD	FF	FR	Yds	TD	
9/11 vs. IND	1	0	0	0	0	0.0	0.0	0	0	0	0	0	0	0	0	0	0
9/18 @ MIA	1	0	0	0	0	0.0	0.0	0	0	0	0	0	0	0	0	0	0
9/25 @ NO																	
10/2 vs. PIT																	
10/9 vs. OAK																	
10/16 @ BAL	1	0	0	0	0	0.0	0.0	0	0	0	0	0	0	0	0	0	0
10/23 @ TEN	1	0	0	0	0	0.0	0.0	0	0	0	0	0	0	0	0	0	0
10/30 vs. JAX	1	0	0	0	0	0.0	0.0	0	0	0	0	0	0	0	0	0	0
11/6 vs. CLE	1	0	0	0	0	0.0	0.0	0	0	0	0	0	0	0	0	0	0
11/13 @ TB																	
11/27 @ JAX	1	0	0	0	0	0.0	0.0	0	0	0	0	0	0	0	0	0	0
12/4 vs. ATL	1	0	0	0	0	0.0	0.0	0	0	0	0	0	0	0	0	0	0
12/11 @ CIN	1	0	0	0	0	0.0	0.0	0	0	0	0	0	0	0	0	0	0
12/18 vs. CAR																	
12/22 @ IND																	
1/1 vs. TEN																	
<b>2011 Totals</b>	<b>9</b>	<b>0</b>	<b>0</b>	<b>0</b>	<b>0</b>	<b>0.0</b>	<b>0.0</b>	<b>0</b>	<b>0</b>	<b>0</b>	<b>0</b>	<b>0</b>	<b>0</b>	<b>0</b>	<b>0</b>	<b>0</b>	<b>0</b>

#### McManis' Career Statistics


Year	Team	G	GS	Tackles				Interceptions				Fumbles						
				Tot	Solo	Asst	Sk	Yds	No	Yds	Lg	TD	PD	FF	FR	Yds	TD	
2010	HOU	14	0	2	1	1	0.0	0.0	1	1	1	0	1	0	0	0	0	0
2011	HOU	9	0	0	0	0	0.0	0.0	0	0	0	0	0	0	0	0	0	0
<b>NFL Totals</b>		<b>23</b>	<b>0</b>	<b>2</b>	<b>1</b>	<b>1</b>	<b>0.0</b>	<b>0.0</b>	<b>1</b>	<b>1</b>	<b>1</b>	<b>0</b>	<b>1</b>	<b>0</b>	<b>0</b>	<b>0</b>	<b>0</b>	<b>0</b>

#### McManis' Career Highs

Tackles 1 twice, most recent: vs. Baltimore, 12/13/10  
 Interceptions 1 vs. New York Giants (E. Manning), 10/10/10

#### Additional Statistics

Special Teams Tackles: 9 total; 2010 – 8; 2011 – 1.



## WHITNEY MERCILUS

### OUTSIDE LINEBACKER

# 59

Height: 6-4 | Weight: 254 | College: Illinois |  
 Hometown: Akron, Ohio | Rookie |  
 1st with Texans | Age as of Kickoff Weekend 2012: 22 |  
 Acquired: D1, 2012 (26th overall) | 2012 GP/GS: 0/0 |  
 Career GP/GS: 0/0 | Teams: Houston, 2012 |

**TRANSACTIONS:** Selected by Houston Texans in the first round (26th overall) of the 2012 NFL Draft.

#### COLLEGE:

- Started 15 of 37 games at Illinois, recording 81 tackles (42 solo) with 18.0 sacks (119 yards), 28 tackles for loss (150 yards), 11 forced fumbles and two fumble recoveries
- Tied for eighth in NCAA FBS history with 11 forced fumbles, which also ranks fifth on the Big Ten Conference all-time record chart and is second on the Illini all-time list (13 by Simeon Rice from 1992-95)
- Set a school and Big Ten single-season record with nine forced fumbles in 2011
- Tied Rice's 1994 school record of 16.0 sacks in 2011
- Third on the Illinois single-season tackle for loss chart with 22.5 in 2011
- Earned 2011 All-America and All-Big Ten Conference first-team honors from The NFL Draft Report as the scouting service named him the league's Player of the Year and National Defensive Lineman of the Year
- Mid-season All-America from Phil Steele's College Football and was selected National Defensive Lineman of the Week for his performance vs. Indiana (3.0 sacks) his senior season
- Led the nation in sacks per game (1.23) and fumbles forced per game (0.833) as a senior
- Recorded a career-high 57 tackles (28 solo) with 16.0 sacks (105 yards) to tie the school season-record that was first set by Simeon Rice in 1994
- Played in all 13 games, starting two games at weak-side defensive end his junior season
- Recorded 16 tackles (eight solo) with a 7-yard sack and three tackles for loss (11 yards) in 2010
- Recorded eight tackles (four solo), two assisted sacks (7 yards) and 3.5 tackles for loss (16 yards) in 2009
- Redshirted as a freshman

#### PERSONAL:

- Attended Garfield High School, played defensive end and tight end and earned Northeast Ohio Inland All-Star team, Cleveland Plain-Dealer Defensive All-Star team and All-District honors after leading the Rams to a 7-3 record in 2007
- A Prep Star All-Region and All-Akron City League choice, he recorded 36 solo tackles with a pair of sacks, six stops behind the line of scrimmage and four fumble recoveries, advancing one 36 yards for a score that year
- Community Health major





## EARL MITCHELL

### NOSE TACKLE

# 92

Height: 6-3 | Weight: 289 | College: Arizona |  
 Hometown: Galena Park, Texas | 3rd NFL Season |  
 3rd with Texans | Age as of Kickoff Weekend 2012: 24 |  
 Acquired: D3-'10 (81st overall) | 2012 GP/GS: 0/0 |  
 Career GP/GS: 31/0 | Teams: Houston, 2010-12 |

**TRANSACTIONS:** Selected by the Houston Texans in the third round (81st overall) of the 2010 NFL Draft... signed by Texans on June 10, 2010.

#### 2011 (Houston 16/0):

- Recorded a career-high 27 tackles and had one sack
- Made two tackles (one solo) at Miami (9/18)
- Recovered a fumble on special teams vs. Pittsburgh (10/2)
- Made two tackles (one solo) vs. Oakland (10/9)
- Made three solo tackles vs. Cleveland (11/6)
- Recorded his first sack of the season as part of a five-tackle (three solo) day vs. Carolina (12/18)
- Assisted on four tackles at Indianapolis (12/22)
- Had a career-high six tackles, including five solo stops, and one pass defended in the season finale vs. Tennessee (1/1/12)
- Made his postseason debut and finished with four tackles (three solo), a sack for a loss of 9 yards and a pass defended in AFC Wild Card playoff vs. Cincinnati (1/7/12)
- Contributed on one assisted tackle in AFC Divisional playoff at Baltimore (1/15/12)

#### 2010 (Houston 15/0):

- Saw action at defensive tackle in 15 games as a rookie and made 26 tackles (16 solo) including one sack
- Made his professional debut vs. Indianapolis (9/12)
- Had five tackles (one solo) vs. the New York Giants (10/10)
- Made four tackles (three solo) vs. Baltimore (12/13)
- Recorded his first career sack for an 8-yard loss at Tennessee (12/19)

#### COLLEGE:

- Played in 49 games with 37 starts for Arizona, starting 12-of-24 games at tight end/H-back, and all 25 games at defensive tackle
- On defense, he recorded 88 tackles (50 solos) with eight sacks for minus-42 yards, 18 stops for losses totaling 60 yards and one quarterback pressure
- Also caused one fumble, deflected two passes, and blocked one punt and on offense, he caught 14 passes for 174 yards (12.4 avg) and two touchdowns
- All-Pac 10 Conference second-team selection by the league's coaches and named to the preseason watch list for the Lombardi Award
- The defensive co-captain started 12 games and led Arizona defensive linemen with 48 tackles (34 solos) and earned Pac-10 Defensive Player of the Week honors vs. USC
- Shifted to the defensive side of the ball for his junior season, starting all 13 games at left defensive tackle and finished with 40 tackles (16 solos), 1.5 sacks for minus-10 yards, 5.5 stops for losses of 14 yards and a pass deflection
- Played in 12 games in 2007 at fullback and H-Back and caught five passes for 38 yards and a TD, adding an eight-yard kick return vs. UCLA
- Started seven games in 2006 at fullback while seeing action in all 12 games as a true freshman and rushed four times for seven yards and caught nine passes for 136 yards

#### PERSONAL:

- Interdisciplinary studies major
- Resides in Houston, Texas
- Attended North Shore (Galena Park, Texas) High School
- Earned first-team All-District 23-5A honors, as well as SuperPrep All-Midlands and All-Southwest
- As a senior, helped his team to an 11-1 record, with their only loss coming in the area playoffs
- Rated the ninth-best tight end by Texas High School Football
- Listed as a Houston Chronicle Top 5 area receivers recruit, one of Dave Campbell's Texas Football Top 10 tight ends, and a Dallas Morning News State 100 selection
- Earned postseason Texas 100 honors from Rivals.com, as that recruiting service gave him a three-star rating

#### Mitchell's 2011 Season Statistics

Date, Opp	Tackles							Interceptions				Fumbles				
	G	GS	Tot	Solo	Asst	Sk	Yds	No	Yds	Lg	TD	PD	FF	FR	Yds	TD
9/11 vs. IND	1	0	1	1	0	0.0	0.0	0	0	0	0	0	0	0	0	0
9/18 @ MIA	1	0	2	1	1	0.0	0.0	0	0	0	0	0	0	0	0	0
9/25 @ NO	1	0	0	0	0	0.0	0.0	0	0	0	0	0	0	0	0	0
10/2 vs. PIT	1	0	0	0	0	0.0	0.0	0	0	0	0	0	0	0	0	0
10/9 vs. OAK	1	0	2	1	1	0.0	0.0	0	0	0	0	0	0	0	0	0
10/16 @ BAL	1	0	1	0	1	0.0	0.0	0	0	0	0	0	0	0	0	0
10/23 @ TEN	1	0	1	0	1	0.0	0.0	0	0	0	0	0	0	0	0	0
10/30 vs. JAX	1	0	1	0	1	0.0	0.0	0	0	0	0	0	0	0	0	0
11/6 vs. CLE	1	0	3	3	0	0.0	0.0	0	0	0	0	0	0	0	0	0
11/13 @ TB	1	0	0	0	0	0.0	0.0	0	0	0	0	0	0	0	0	0
11/27 @ JAX	1	0	0	0	0	0.0	0.0	0	0	0	0	0	0	0	0	0
12/4 vs. ATL	1	0	0	0	0	0.0	0.0	0	0	0	0	0	0	0	0	0
12/11 @ CIN	1	0	1	0	1	0.0	0.0	0	0	0	0	0	0	0	0	0
12/18 vs. CAR	1	0	5	3	2	1.0	0.0	0	0	0	0	0	0	0	0	0
12/22 @ IND	1	0	4	0	4	0.0	0.0	0	0	0	0	0	0	0	0	0
1/1 vs. TEN	1	0	6	5	1	0.0	0.0	0	0	0	0	1	0	0	0	0
<b>2011 Totals</b>	<b>16</b>	<b>0</b>	<b>27</b>	<b>14</b>	<b>13</b>	<b>1.0</b>	<b>0.0</b>	<b>0</b>	<b>0</b>	<b>0</b>	<b>0</b>	<b>1</b>	<b>0</b>	<b>0</b>	<b>0</b>	<b>0</b>

#### Mitchell's Career Statistics

Year Team	Tackles							Interceptions				Fumbles				
	G	GS	Tot	Solo	Asst	Sk	Yds	No	Yds	Lg	TD	PD	FF	FR	Yds	TD
2010 HOU	15	0	26	18	8	1.0	8.0	0	0	0	0	0	0	0	0	0
2011 HOU	16	0	27	14	13	1.0	0.0	0	0	0	0	1	0	0	0	0
<b>NFL Totals</b>	<b>31</b>	<b>0</b>	<b>53</b>	<b>32</b>	<b>21</b>	<b>2.0</b>	<b>8.0</b>	<b>0</b>	<b>0</b>	<b>0</b>	<b>0</b>	<b>1</b>	<b>0</b>	<b>0</b>	<b>0</b>	<b>0</b>

#### Mitchell's 2011 Season Highs

Tackles 6 vs. Tennessee, 1/1/12  
 Sacks 1 vs. Carolina, 12/18/11

#### Mitchell's Career Highs

Tackles 6 vs. Tennessee, 1/1/12  
 Sacks 1 twice, most recent: vs. Carolina, 12/18/11



## NICK MONDEK

### TACKLE

# 69

Height: 6-5 | Weight: 304 | College: Purdue |  
 Hometown: Naperville, Ill. | Rookie |  
 1st with Texans | Age as of Kickoff Weekend 2012: 22 |  
 Acquired: D6, 2012 (195th overall) | 2012 GP/GS: 0/0 |  
 Career GP/GS: 0/0 | Teams: Houston, 2012 |

**TRANSACTIONS:** Selected by Houston Texans in the sixth round (195th overall) of the 2012 NFL Draft.

#### COLLEGE:

- Started 25 consecutive games at guard and tackle his junior and senior seasons after moving over from defensive tackle in the spring of 2010
- Started all 13 games his senior season
- Helped Purdue's line produce 11 100-yard rushing games in 13 contests
- Helped anchor an offensive line that blocked for a school record-tying five consecutive games with 200 or more yards rushing in
- Moved from defensive tackle to offensive tackle during spring practice his junior year
- Recorded eight tackles (7 solo, 1 assist), including 3.0 for loss and 2.0 sacks in his sophomore season
- Registered career-high three solo tackles, including 2.0 for loss and 1.0 sack, vs. Northwestern on Oct. 3, 2009
- Received team's Newcomer Award - Defense for spring practice his freshman year
- Academic All-Big Ten
- Appeared in all 12 games as reserve in the 2008 season
- Shared team lead with one fumble recovery (also nine other players) and had seven tackles (4 solo, 3 assists)

#### PERSONAL:

- Team captain at Naperville Central High School where he was named all-city and all-conference as senior after amassing 67 tackles, including four sacks, with three pass breakups, three fumble recoveries and two forced fumbles
- totaled 51 tackles, including six sacks, with two pass breakups, one forced fumble and one fumble recovery as junior
- Served as team long snapper for two years
- Majored in physical education



## CHRIS MYERS CENTER

# 55

Height: 6-4 | Weight: 289 | College: Miami (Fla.) |  
 Hometown: Miami, Fla. | 8th NFL Season |  
 5th with Texans | Age as of Kickoff Weekend 2012: 30 |  
 Acquired: T-'08 (Denver) | 2012 GP/GS: 0/0 |  
 Career GP/GS: 105/80 | Teams: Denver, 2005-07; Houston 2008-12 |

**TRANSACTIONS:** Selected by Denver Broncos in sixth round (200th pick overall) of 2005 NFL Draft... signed by Broncos on July 28, 2005...waived by Broncos on Sept. 3, 2005...re-signed by Broncos to practice squad on Sept. 4, 2005...activated on Oct. 4, 2005...traded by Broncos to Houston Texans for a sixth-round draft pick on March 17, 2008.

### HONORS:

- 2012 Pro Bowl
- Madden Protectors Award (Week 7, 2011)

### CAREER:

- Joined the Texans via trade in 2008 and immediately stepped into the starting lineup
- Has played in 105 games with 80 starts in seven NFL seasons
- Has blocked for three 1,000-yard performances and was part of a top-four NFL offense from 2008-10
- Has started 64 straight games at center for the Texans

### 2011 (Houston 16/16):

- Elected to his first career Pro Bowl after helping the Texans set a franchise record and rank second in the NFL with 2,448 yards (153.0 per game)
- Paved the way for Ben Tate to rush for 116 yards vs. Indianapolis (9/11) and 103 yards at Miami (9/18)
- Provided pocket protection enabling Matt Schaub to throw for 373 yards and three touchdowns at New Orleans (9/25)
- Helped clear the way for Arian Foster to rush for 155 yards and a touchdown vs. Pittsburgh (10/2)
- Part of an offense that put up 518 total yards, the third-highest in team history, which included two 100-yard rushers and 100-yard receiver at Tennessee (10/23)
- Cleared holes on the offensive line enabling the Texans to rush for a franchise-record 261 yards, including two 100-yard rushers for the second time this season vs. Cleveland (11/6)
- Paved the way for Foster to become the first player to rush for more than 100 yards against the Atlanta defense this season when he went for 111 yards on 31 carries (12/4)
- Helped Foster go over 100 yards for the sixth time this season and over 1,000 yards rushing for the second consecutive season vs. Carolina (12/18)
- Cleared holes on the offensive line for Foster to rush for 153 yards in AFC Wild Card playoff vs. Cincinnati (1/7/12)
- Paved the way for Foster to rush for 132 yards, the most Baltimore's defense has ever given up in a postseason game, in AFC Divisional playoff Game at Baltimore (1/15/12)

### 2010 (Houston 16/16):

- Started all 16 games for the fourth consecutive season and helped clear holes for Foster to rush for a team-record 1,616 yards
- Started at center and helped pave the way for Foster's franchise-record 231 yards rushing vs. Indianapolis (9/12)
- Provided pocket protection for QB Matt Schaub, enabling him to throw for a franchise-record 497 yards and three touchdowns at Washington (9/19)
- Helped Texans running backs rush for 249 yards while allowing no sacks at Oakland (10/3)
- Protected Schaub during his AFC Player of the Week performance vs. Kansas City (10/17)
- Started at center and cleared holes for Foster to rush for 127 yards vs. San Diego (11/7)
- Opened holes for Foster to rush for 143 yards vs. Tennessee (11/28)
- Starter at center at Denver (12/26), making a return to the city where he spent the first three years of his career
- Paved the way for Foster to rush for 180 yards vs. Jacksonville (1/2/11) and wrap up the 2010 NFL rushing title

### 2009 (Houston 16/16):

- Started all 16 games for his third straight season
- Helped Schaub pass for his second consecutive 300 yard game vs. Jacksonville (9/27)
- Protected Schaub as he threw for 392 yards and four touchdowns at Cincinnati (10/18)
- Started at center vs. Tennessee (11/23) when Schaub had his second consecutive 300-yard passing game
- Helped the offense gain over 300 yards for the 11th consecutive game at Jacksonville (12/6)
- Part of the offensive line that blocked for Schaub as he threw for 365 yards and two touchdowns vs. Seattle (12/13) without allowing him to be sacked
- Blocked for Schaub at St. Louis (12/20), where he threw for 367 yards and was not sacked for the second consecutive game and fourth time of 2009

### 2008 (Houston 16/16):

- Started all 16 games in his first season in Houston
- Helped clear holes for rookie RB Steve Slaton to rush for a team-record 1,282 yards
- Part of a line that yielded a mere 32 sacks on the season
- One of three Texans offensive linemen to take every snap during the season

### 2007 (Denver 16/16):

- Moved into the starting lineup for the first time and started all 16 games
- Opened the first five contests at left guard before sliding inside to center for the last 11 games
- Part of a line that paved the way for a ground attack that averaged 4.6 yards per carry, ranking fifth-

best in the NFL, and yielded only 32 sacks

- One of only three Denver players (CB Champ Bailey and LB D.J. Williams) to be whistled for only one penalty all year

### 2006 (Denver 16/0):

- Saw action on special teams in all 16 games in his second pro season

### 2005 (Denver 9/0):

- Saw action in nine games as a rookie, playing on special teams...also contributed in both Denver postseason contests
- Spent the first four weeks of the season on the Broncos practice squad before being signed to the 53-man roster (10/4)
- Inactive for three games before he made his NFL debut on special teams vs. Philadelphia (10/30)

### COLLEGE:

- Three-year starter at Miami (Fla.), playing in a total of 45 games with 38 starts
- Started at both guard positions, right tackle and center and finished his career earning all-conference recognition as a junior and senior
- Was a second-team All-Atlantic Coast Conference selection as a senior, starting all 12 games at right tackle for the Peach Bowl champions and concluding his career by starting his final 38 games played
- Second-team All-Big East Conference as a junior
- College teammate of current Texans T Rashad Butler, WR Andre Johnson and T Eric Winston at Miami
- Graduated with a bachelor's degree, studying history, political science and sports administration

### PERSONAL:


- Earned All-State and All-Dade County honors as a senior at Palmetto High School in Miami despite the fact that he did not start playing football until 10th grade for the Panthers
- Played in the prestigious Florida vs. California All-Star game as a senior
- Won the NFL's Punt, Pass and Kick competition as a child
- Grandfather was a longtime NFL referee

### Myers' Career Statistics

- Games/Starts: 2005: 16/0, 2006: 16/0, 2007: 16/16, 2008: 16/16, 2009: 16/16, 2010: 16/16, 2011: 16/16; Totals: 105/80.
- Tackles: 5 total; 2007 – 1, 2008 – 2, 2009 – 1, 2010 – 1.

### Myers' Career Playoff Statistics

- Games/Starts: 2005: 2/0, 2011: 2/2; Totals: 4/2.



## JESSE NADING OUTSIDE LINEBACKER

Height: 6-5 | Weight: 261 | College: Colorado State |  
Hometown: Highlands Ranch, Colo. | 4th NFL Season |  
4th with Texans | Age as of Kickoff Weekend 2012: 27 |  
Acquired: CFA-'08 | 2012 GP/GS: 0/0 |  
Career GP/GS: 23/0 | Teams: Houston, 2008-12 |

# 57

**TRANSACTIONS:** Signed by Houston Texans as an undrafted free agent on May 8, 2008...released by Texans on Aug. 29, 2008...re-signed by Texans to practice squad on Aug. 31, 2008...signed by Texans to active roster on Nov. 19, 2008...released by Texans on Sept. 5, 2009...signed by Texans to practice squad on Sept. 6, 2009...signed by Texans to active roster on Nov. 4, 2009...released by Texans on Nov. 17, 2009...signed by Texans to practice squad on Nov. 19, 2009...re-signed by Texans on Jan. 5, 2010...released by Texans on Sept. 5, 2011...signed by Texans to practice squad on Sept. 7, 2011...signed by Texans to active roster on Oct. 12, 2011.

### CAREER:

- Worked his way up from the practice squad to the active roster for the final six games of the 2008 season and again for one game in 2009 before playing in five games in 2010
- Has recorded 14 tackles in 23 games

### 2011 (Houston 11/0):

- Tied for second on the team with eight special teams tackles
- Signed from practice squad to active roster (10/12)
- Made his season debut at Baltimore (10/16)
- Forced a fumble on the opening kick of the second half at Tennessee (10/23)
- Was named the Special Teams Player of the Game after recording three special teams tackles and recovering an onside kick at Tampa Bay (11/13)
- Made one solo tackle at Jacksonville (11/27)
- Assisted on a special teams tackle at Cincinnati (12/11)
- Had one special teams tackle vs. Carolina (12/18)
- Registered his first partial sack of the season when he teamed with Bryan Braman to sack Tennessee QB Matt Hasselbeck for a 7-yard loss in the season finale vs. Tennessee (1/1/12)
- Made his postseason debut on special teams in AFC Wild Card playoff vs. Cincinnati (1/7/12)
- Recorded one solo tackle and one forced fumble on special teams in AFC Divisional playoff at Baltimore (1/15/12)

### 2010 (Houston 5/0):

- Saw action in the first five games of the season before suffering a season-ending injury
- Totaled seven tackles (three solo) and 0.5 sacks
- Assisted on two tackles (0.5 sacks) and had one quarterback hit vs. Indianapolis (9/12)
- Had two tackles (two solo) and one pass defended at Washington (9/19)
- Assisted on two tackles vs. Dallas (9/26)
- Made one solo tackle vs. the New York Giants (10/10)
- Placed on injured reserve with a knee injury (12/7)

### 2009 (Houston 1/0):

- Spent the first eight games of the season on the practice squad before being promoted to the active roster (11/4)
- Made his season debut for the Texans at Indianapolis (11/8) both on the defensive line and on special teams

### 2008 (Houston 6/0):

- Played in six games and registered four total tackles after spending the first 11 weeks of the season on the Texans practice squad
- Made his NFL debut at Cleveland (11/23) after being signed to the active roster earlier in the week (11/19)
- Played at defensive end and registered two solo tackles at Green Bay (12/7) and also had one assist on special teams
- Posted one solo tackle on defense and also played on special teams in the season finale vs. Chicago (12/28)

### COLLEGE:

- Started all 12 games at defensive end as a senior for Colorado State in 2007, collecting 56 tackles (19 solo), six tackles for loss, three sacks, one interception, one pass breakup and three fumble recoveries
- Garnered second-team all-conference honors.
- Voted team captain before each of CSU's 12 games, the only Rams defender to receive that honor for each contest and received consideration for the National Scholar Athlete Award, the Draddy Trophy and the Ted Hendricks Award
- Named to the preseason all-MWC first team by Athlon and to the second team by Lindy's as a junior
- Honorable mention all-conference after his sophomore season and was also recognized by ESPN The Magazine as a second-team academic all-district choice, and earned a spot on the conference's academic team
- Finished his sophomore season with 56 tackles, sixth on the team and most by a Rams defensive lineman
- Business administration major

### PERSONAL:

- Attended Thunder Ridge High School in Highlands Ranch (Colo.)
- Named the state's Class 4A Defensive Player of the Year in 2002
- Two-time all-state football selection, also was chosen to all-state basketball and baseball teams in 2002
- Named by the Denver Post as the state's Defensive Player of the Year as a senior
- Helped Thunder Ridge to 2002 and '03 state basketball titles in Class 4A
- Led Thunder Ridge to 2001 state 4A football championship
- Named the Thunder Ridge Interscholastic Award winner for excellence in athletics and education

### Nading's 2011 Season Statistics

Date, Opp	Tackles					Interceptions					Fumbles						
	G	GS	Tot	Solo	Asst	Sk	Yds	No	Yds	Lg	TD	PD	FF	FR	Yds	TD	
9/11 vs. IND																	
9/18 @ MIA																	
9/25 @ NO																	
10/2 vs. PIT																	
10/9 vs. OAK																	
10/16 @ BAL	1	0	0	0	0	0.0	0.0	0	0	0	0	0	0	0	0	0	0
10/23 @ TEN	1	0	0	0	0	0.0	0.0	0	0	0	0	0	0	0	0	0	0
10/30 vs. JAX	1	0	0	0	0	0.0	0.0	0	0	0	0	0	0	0	0	0	0
11/6 vs. CLE	1	0	0	0	0	0.0	0.0	0	0	0	0	0	0	0	0	0	0
11/13 @ TB	1	0	0	0	0	0.0	0.0	0	0	0	0	0	0	0	0	0	0
11/27 @ JAX	1	0	1	1	0	0.0	0.0	0	0	0	0	0	0	0	0	0	0
12/4 vs. ATL	1	0	0	0	0	0.0	0.0	0	0	0	0	0	0	0	0	0	0
12/11 @ CIN	1	0	0	0	0	0.0	0.0	0	0	0	0	0	0	0	0	0	0
12/18 vs. CAR	1	0	0	0	0	0.0	0.0	0	0	0	0	0	0	0	0	0	0
12/22 @ IND	1	0	1	1	0	0.0	0.0	0	0	0	0	0	0	0	0	0	0
1/1 vs. TEN	1	0	1	0	1	0.5	3.5	0	0	0	0	0	0	1	0	0	0
<b>2011 Totals</b>	<b>11</b>	<b>0</b>	<b>3</b>	<b>2</b>	<b>1</b>	<b>0.5</b>	<b>3.5</b>	<b>0</b>	<b>0</b>	<b>0</b>	<b>0</b>	<b>0</b>	<b>0</b>	<b>1</b>	<b>0</b>	<b>0</b>	<b>0</b>

### Nading's Career Statistics

Year	Team	Tackles					Interceptions					Fumbles						
		G	GS	Tot	Solo	Asst	Sk	Yds	No	Yds	Lg	TD	PD	FF	FR	Yds	TD	
2008	HOU	6	0	4	3	1	0.0	0.0	0	0	0	0	0	0	0	0	0	0

### Nading's Career Highs

Tackles	2	twice, most recent: at Washington, 9/19/10
Sacks	0.5	twice, most recent: vs. Tennessee, 1/1/12
Passes Defensed	1	at Washington, 9/19/10
Fumbles Recovered	1	vs. Tennessee, 1/1/12



## DEREK NEWTON TACKLE

# 75

Height: 6-6 | Weight: 307 | College: Arkansas State |  
 Hometown: Utica, Miss. | 2nd NFL Season |  
 2nd with Texans | Age as of Kickoff Weekend 2012: 24 |  
 Acquired: D7, 2011 (214th overall) | 2012 GP/GS: 0/0 |  
 Career GP/GS: 14/0 | Teams: Houston, 2011-12 |

**TRANSACTIONS:** Selected by Houston Texans in the seventh round (214th overall) in the 2011 NFL Draft... signed by the Texans on July 31, 2011

### 2011 (Houston 14/0):

- Played in 14 games after being inactive for the first two games of the regular season
- Made his professional debut blocking for a Neil Rackers field goal attempt in the first quarter at New Orleans (9/25)
- Made his postseason debut and saw action on special teams in AFC Wild Card playoff vs. Cincinnati (1/7/12)

### COLLEGE:

- Earned first-team All-Sun Belt accolades after starting all 12 games at right tackle in 2010
- Garnered second-team All-Sun Belt honors in 2009 and received the Gary Withrow Award, given to the Red Wolves' most outstanding offensive lineman
- Was the only lineman on the team to start every game in 2009 and helped lead the Red Wolves to 21 rushing touchdowns, the third most in the conference
- Paved the way for three different ASU players rushing for over 100 yards in at least one game
- Was part of ASU's line that helped the offense gain its most yards of total offense (484) against an FBS opponent since the 2007 season
- Redshirted in 2008
- First Team All-State selection at Hinds Community College
- Played in the Mississippi Junior College All-Star Game

### PERSONAL:


- Helped lead Hinds Agricultural High School to a 10-0 regular-season record as a senior, earning All-Metro and All-District honors
- Named Most Improved Player as a senior

### Newton's Career Statistics

- Games/Starts: 2011: 14/0; Totals: 14/0

### Newton's Career Playoff Statistics

- Games/Starts: 2011: 2/0; Totals: 2/0



## TROY NOLAN

### FREE SAFETY

Height: 6-2 | Weight: 202 | College: Arizona State |  
 Hometown: Woodland Hills, Calif. | 4th NFL Season |  
 4th with Texans | Age as of Kickoff Weekend 2012: 26 |  
 Acquired: D7-'09 (223rd overall) | 2012 GP/GS: 0/0 |  
 Career GP/GS: 30/6 | Teams: Houston, 2009-12 |

# 33

**TRANSACTIONS:** Selected by Houston Texans in the seventh round (223rd pick overall) of the 2009 NFL Draft...signed by Texans on June 11, 2009...placed on reserve/injured list on Aug. 17, 2009.

#### CAREER:

- Has played safety and on special teams in 30 games, including six starts, after missing his rookie season with a broken arm
- Has made 68 career tackles (51 solo), three interceptions and 1.5 sacks

#### 2011 (Houston 14/3):

- Totaled 32 tackles and a half-sack on defense and made three tackles on special teams
- Made a season-high two special teams tackles at Miami (9/18)
- Had five solo tackles and one pass defended at New Orleans (9/25)
- Made three solo tackles and broke up a pass vs. Pittsburgh (10/2)
- Joined with Antonio Smith for a sack of Jason Campbell vs. Oakland (10/9)
- Made two solo tackles and broke up one pass at Tennessee (10/23)
- Made his first start of the season and had five solo tackles vs. Jacksonville (10/30)
- Has season-high six tackles (four solo) at Tampa Bay (11/13)
- Broke up one pass and had four tackles (three solo) vs. Atlanta (12/4)
- Inactive at Indianapolis (12/22) and vs. Tennessee (1/1/12)

#### 2010 (Houston 16/3):

- Saw action in all 16 games and made 36 tackles (27 solo), intercepted three passes and finished second on the team with 13 special teams tackles
- Saw action at free safety where he made four tackles (three solo) and the first two interceptions of his NFL career at Oakland (10/3)
- Made his first career start at free safety vs. the New York Giants (10/10) and made seven tackles (five solo)
- Made four solo tackles and one tackle on special teams vs. Kansas City (10/17)
- Made four tackles (two solo) and two special teams tackles at Tennessee (12/19)
- Made his second start of his career at free safety and had six tackles (four solo) and a special teams tackle at Denver (12/26)
- Started at strong safety and made six tackles (five solo) including his first career sack and intercepted his third pass of the season in the season finale vs. Jacksonville (1/2/11)

#### 2009 (Houston 0/0):

- Spent the entire season on injured reserve after suffering a broken arm in the preseason opener which required surgery

#### COLLEGE:

- Started all 25 games in his last two seasons at Arizona State where he served as a team captain in 2008
- Recorded 128 tackles (81 solo), 13 pass break-ups and 10 interceptions over his two-year career
- Scored five touchdowns on defense, with four interception returns and one fumble return
- Had six interceptions in 2007, the most by a Sun Devil since 1989
- Redshirted in 2006
- Named All-Western States Conference first-team on defense in 2005 after leading College of the Canyons to the Western States Conference Championship
- Led College of the Canyons to the National Championship, the Western States Conference Championship and the California State Championship in 2004
- Earned his degree in interdisciplinary studies

#### PERSONAL:

- Graduated from El Camino Real High School in Woodland Hills (Calif.)
- Named first-team All-West Valley Conference on defense in 2003 and second-team on offense
- Was the Most Valuable Player of the West Valley Conference in 2003
- Named second-team All-West Valley Conference on defense in 2003 and first-team on offense and named the El Camino Real High defensive Player of the Year in football in 2003
- Captained the football team in 2003
- Lettered in football, basketball, track and field and soccer
- Plans to pursue a career working for the F.B.I. once his football career ends

#### Nolan's 2011 Season Statistics

Date, Opp	G		Tackles					Interceptions				Fumbles				
	G	GS	Tot	Solo	Asst	Sk	Yds	No	Yds	Lg	TD	PD	FF	FR	Yds	TD
9/11 vs. IND	1	0	0	0	0	0.0	0.0	0	0	0	0	0	0	0	0	0
9/18 @ MIA	1	0	3	1	2	0.0	0.0	0	0	0	0	0	0	0	0	0
9/25 @ NO	1	0	5	5	0	0.0	0.0	0	0	0	0	0	0	0	0	0
10/2 vs. PIT	1	0	3	3	0	0.0	0.0	0	0	0	0	1	0	0	0	0
10/9 vs. OAK	1	0	1	0	1	0.5	0.5	0	0	0	0	0	0	0	0	0
10/16 @ BAL	1	0	0	0	0	0.0	0.0	0	0	0	0	0	0	0	0	0
10/23 @ TEN	1	0	2	2	0	0.0	0.0	0	0	0	0	1	0	0	0	0
10/30 vs. JAX	1	1	5	5	0	0.0	0.0	0	0	0	0	0	0	0	0	0
11/6 vs. CLE	1	1	2	1	1	0.0	0.0	0	0	0	0	0	0	0	0	0
11/13 @ TB	1	1	6	4	2	0.0	0.0	0	0	0	0	0	0	0	0	0
11/27 @ JAX	1	0	0	0	0	0.0	0.0	0	0	0	0	0	0	0	0	0
12/4 vs. ATL	1	0	4	3	1	0.0	0.0	0	0	0	0	1	0	0	0	0
12/11 @ CIN	1	0	1	0	1	0.0	0.0	0	0	0	0	0	0	0	0	0
12/18 vs. CAR	1	0	0	0	0	0.0	0.0	0	0	0	0	0	0	0	0	0
12/22 @ IND																
1/1 vs. TEN																
<b>2011 Totals</b>	<b>14</b>	<b>3</b>	<b>32</b>	<b>24</b>	<b>8</b>	<b>0.5</b>	<b>0.5</b>	<b>0</b>	<b>0</b>	<b>0</b>	<b>0</b>	<b>3</b>	<b>0</b>	<b>0</b>	<b>0</b>	<b>0</b>

#### Nolan's Career Statistics

Year	Team	G		Tackles					Interceptions				Fumbles				
		G	GS	Tot	Solo	Asst	Sk	Yds	No	Yds	Lg	TD	PD	FF	FR	Yds	TD
2009	HOU																
2010	HOU	16	3	36	27	9	1.0	8.0	3	35	21	0	4	0	0	0	0
2011	HOU	14	3	32	24	8	0.5	0.5	0	0	0	0	3	0	0	0	0
<b>NFL Totals</b>		<b>30</b>	<b>6</b>	<b>68</b>	<b>51</b>	<b>17</b>	<b>1.5</b>	<b>8.5</b>	<b>3</b>	<b>35</b>	<b>21</b>	<b>0</b>	<b>7</b>	<b>0</b>	<b>0</b>	<b>0</b>	<b>0</b>

#### Nolan's 2011 Season Highs

Tackles 6 at Tampa Bay, 11/13/11  
 Sacks 1 vs. Oakland (J. Campbell), 10/9/11  
 Special Teams Tackles 2 at Miami, 9/18/11

#### Nolan's Career Highs

Tackles 7 vs. New York Giants, 10/10/10  
 Interceptions 2 at Oakland (B. Gradowski), 10/4/10  
 Sacks 1 vs. Jacksonville (T. Edwards), 1/2/11

#### Additional Statistics

Special Teams Tackles: 18 total: 2011 - 2, 2010 - 13, 2011 - 3.



## MORAN NORRIS FULLBACK

# 40

Height: 6-1 | Weight: 250 | College: Kansas |  
 Hometown: Houston, Texas | 12th NFL Season |  
 5th with Texans | Age as of Kickoff Weekend 2012: 34 |  
 Acquired: FA-'12 | 2012 GP/GS: 0/0 | Career GP/GS: 140/58 |  
 Teams: New Orleans, 2001; Houston, 2002-05; San Francisco, 2006-07; Detroit,  
 2008; San Francisco, 2009-11; Houston, 2012 |

**TRANSACTIONS:** Selected by New Orleans Saints in the fourth round (115th overall) of the 2001 NFL Draft...Released by Saints on Sept. 18, 2002...Signed by Houston Texans on Sept. 19, 2002...Released by Texans on May 9, 2006...Signed by San Francisco 49ers on May 23, 2006...Released by 49ers on Aug. 31, 2008...Signed by Detroit Lions on Oct. 9, 2008...Released by Lions on Oct. 12, 2008...Re-signed by Lions on Oct. 13, 2008...Signed as an unrestricted free agent by 49ers on March 1, 2009...Signed by Texans on June 14, 2012.

### HONORS:

- 2009 USA Football/NFLPA "All-Fundamentals" Team

### 2011 (San Francisco 5/2):

- Saw action in five games including two starts at fullback
- Inactive due to fibula injury at Cincinnati (9/25) and at Philadelphia (10/2)

### 2010 (San Francisco 15/11):

- Started a career-high 11 games at fullback

### 2009 (San Francisco 15/11):

- Set career highs in rushing attempts (14) and rushing yards (41), while recording a career-high seven receptions
- Rushed for a career-high 16 yards vs. Seattle (9/20), while also tying his career high of three receptions
- Registered a career-high 3 rushing attempts, including converting third-and-1s at Indianapolis (11/1)
- Scored his first career rushing touchdown and tied his career high with three carries at St. Louis (1/3)

### 2008 (Detroit 15/11):

- Saw action in 11 games including eight starts for Lions after being signed on Oct. 9

### 2007 (San Francisco 16/4)

- Saw action in 16 games including four starts
- At New York Giants (10/21), blocked a punt that went out of the back of the endzone in third quarter resulting in a safety

### 2006 (San Francisco 14/7)

- Saw action in 14 games including seven starts
- Finished season with a career-high two touchdown receptions
- Made first start of the season at fullback vs. San Diego (10/15) and caught a two yard touchdown reception, the second of his career
- Posted a career-long touchdown reception at Denver (12/31)

### 2005 (Houston 16/5)

- Saw action in all 16 games including five starts at fullback for the Texans
- Paved the way for a Texans ground attack that gained 1,816 yards
- Tallied 12 tackles and a forced fumble on special team and caught one pass for four-yard touchdown at Cincinnati (10/2)

### 2004 (Houston 12/4)

- Saw action in all 12 games including four starts

### 2003 (Houston 16/9)

- Started 9-of-16 games, finishing season with seven receptions for a career-high 40 yards and eight special teams tackles
- Made first NFL start at New Orleans (9/14)
- Caught first career pass vs. Jacksonville (9/28), finishing with 3 receptions for 16 yards

### 2002 (Houston 13/0)

- Played in 13 games, mainly on special teams, recording six special teams stops

### 2001 (New Orleans 5/0)

- Played in five games for New Orleans, primarily on special teams and recorded two special teams tackles

### COLLEGE:

- Rushed for 864 career yards and 10 touchdowns on 199 carries, adding 17 receptions for 87 yards with a touchdown for the Jayhawks
- Rushed for 313 yards and two touchdowns as a senior, earning Third-Team All-Big 12 honors
- Rushed for career-high 537 yards and eight touchdowns as a junior, splitting time between fullback and tailback
- Arrived in Lawrence as a tight end before transitioning to the backfield
- Selected to the honorable mention Freshman All-American team by The Sporting News in 2006
- Redshirted in 2005

### PERSONAL:

- An all-city and all-district selection as a senior at James Madison High School in Houston, Texas

- where he caught 25 passes for 410 yards as a tight end
- Ran track at Madison, competing in the 4x100, the 100 and the mile relay
- Was a member of the Kansas Jayhawks Scholar List. Graduated with dual degrees in communications and crime and delinquency

### Norris' 2011 Season Statistics

Date, Opp	GP	GS	Rush	Yds	Avg	Lg	TD	Rec	Yds	Avg	Lg	TD
9/11 vs. SEA	1	0	0	0	--	--	0	0	0	--	--	0
9/18 vs. DAL	1	1	0	0	--	--	0	0	0	--	--	0
9/25 @ CIN												
10/2 @ PHI												
10/9 vs. TB												
10/16 @ DET												
10/30 vs. CLE												
11/6 @ WAS												
11/13 vs. NYG												
11/20 vs. ARI												
11/24 @ BAL	1	1	0	0	--	--	0	0	0	--	--	0
12/4 vs. STL												
12/11 @ ARI												
12/19 vs. PIT												
12/24 @ SEA	1	0	0	0	--	--	0	0	0	--	--	0
1/1 @ STL	1	0	0	0	--	--	0	0	0	--	--	0
<b>2011 Totals</b>	<b>5</b>	<b>2</b>	<b>0</b>	<b>0</b>	<b>--</b>	<b>0</b>	<b>0</b>	<b>0</b>	<b>0</b>	<b>--</b>	<b>0</b>	<b>0</b>

### Norris' Career Statistics


Year Team	G	GS	Rush	Yds	Avg	Lg	TD	Rec	Yds	Avg	Lg	TD
2001 NO	5	0	0	0	--	--	0	0	0	--	--	0
2002 HOU	13	0	0	0	--	--	0	0	0	--	--	0
2003 HOU	16	9	0	0	--	--	0	7	40	5.7	11	0
2004 HOU	12	4	1	0	0.0	0	0	4	13	3.3	7	0
2005 HOU	16	5	0	0	--	--	0	1	4	4.0	4	1
2006 SF	14	7	2	8	4.0	4	0	5	36	7.2	32	2
2007 SF	16	5	7	17	2.4	6	0	6	38	6.3	13	0
2008 DET	11	8	1	1	1.0	1	0	4	16	4.0	6	0
2009 SF	16	7	14	41	2.9	15	1	7	31	4.4	11	0
2010 SF	16	11	3	0	0.0	1	0	4	20	5.0	8	0
2011 SF	5	2	0	0	--	--	0	0	0	--	--	0
<b>NFL Totals</b>	<b>140</b>	<b>58</b>	<b>28</b>	<b>67</b>	<b>2.4</b>	<b>15</b>	<b>1</b>	<b>38</b>	<b>198</b>	<b>5.2</b>	<b>32</b>	<b>3</b>

### Norris' Career Highs

Receptions	3	twice, most recently vs. Seattle (17 yards), 9/20/09
Receiving Yards	32	at Denver (1 reception), 12/31/06
Receiving Long	32	at Denver (1 reception), 12/31/06
Rushing Yards	16	at Seattle (2 attempt), 9/20/09
Rushing Long	15	at Seattle, 9/20/09

### Additional Statistics

Special Teams Tackles: 26 total; 2001 - 1; 2002 - 2; 2003 - 5; 2004 - 3; 2005 - 9; 2006 - 3; 2007 - 2; 2009 - 1 .



## DeVIER POSEY

### WIDE RECEIVER

# 11

Height: 6-1 | Weight: 208 | College: Ohio State |  
 Hometown: Cincinnati, Ohio | Rookie |  
 1st with Texans | Age as of Kickoff Weekend 2012: 22 |  
 Acquired: D3a, 2012 (68th overall) | 2012 GP/GS: 0/0 |  
 Career GP/GS: 0/0 | Teams: Houston, 2012 |

**TRANSACTIONS:** Selected by Houston Texans in the third round (68th overall) of the 2012 NFL Draft.


#### COLLEGE:

- Started 29-of-41 games with a ten-game suspension his senior year, ranking seventh in school history with 136 receptions and 18 touchdowns and eighth with 1,955 yards receiving
- Scored 108 career points
- Ranks sixth on the OSU single-season receptions list with 60 in 2008
- Had 9 yards on four punt returns and 24 yards on one kickoff return for his career
- Started each of the team's final three games after being suspended the first 10 games of the 2011 season
- Finished fourth on the team with 12 receptions for 162 yards (13.5 ypc) and two touchdowns
- 2010 Biletnikoff Award (nation's top receiver) and Hornung Trophy (most versatile player in college) watch list member
- Received All-Big Ten honorable mention after placing ninth in the conference with 4.08 receptions and seventh with 65.23 receiving yards per game his junior season
- Started all 13 games in 2010, ranking second on the team with 53 receptions for 848 yards (16.0 average) and seven touchdowns
- Starting all 13 games as a sophomore and led the team with 60 receptions (sixth on the school season-record list) for 828 yards (13.8 average) and eight touchdowns
- Ranked sixth in the Big Ten Conference with an average of 4.62 receptions and seventh with 63.69 yards receiving per game
- Played in 12 games as a reserve flanker his freshman year, finishing fifth on the team with 11 receptions for 117 yards (10.6 average) and one touchdown

#### PERSONAL:

- Attended LaSalle High School in Cincinnati, Ohio, where he was an All-Ohio, All-Cincinnati, All-League and All-District receiver
- Pulled in 33 passes for 750 yards and nine scores as a junior, completing his prep career with 47 receptions for 770 yards and seven more scores in 2007
- Lettered three times with the basketball team and also made his mark with the track team, as he still holds the school records in the 200 (21.5) and 400 (47.78) meters
- Communication major, with a minor in management and industry





## GLOVER QUIN STRONG SAFETY

# 29

Height: 6-0 | Weight: 209 | College: New Mexico |  
 Hometown: Summit, Miss. | 4th NFL Season |  
 4th with Texans | Age as of Kickoff Weekend 2012: 26 |  
 Acquired: D4, 2009 (112th overall) | 2012 GP/GS: 0/0 |  
 Career GP/GS: 47/44 | Teams: Houston, 2009-2012 |

**TRANSACTIONS:** Selected by Houston Texans in the fourth round (112th pick overall) of the 2009 NFL Draft...signed with Texans on July 17, 2009

### HONORS:

- AFC Defensive Player of the Week (Week 12, 2010)

### CAREER:

- Has played in 47 games in his career with 44 starts making 226 tackles (184 solo) and three interceptions
- Played cornerback for his first two pro seasons before transitioning to safety in 2011

### 2011 (Houston 16/16):

- Ranked second on the team with 77 tackles (59 solo)
- Made four tackles (two solo) and one pass defended in the season opener vs. Indianapolis (9/11)
- Made four solo tackles and recovered a fumble at Miami (9/18)
- Tied for the team lead with eight tackles (six solo) at New Orleans (9/25)
- Made four tackles (two solo) and had two passes defended vs. Oakland (10/9)
- Was second on the team with seven tackles (six solo) at Baltimore (10/16)
- Made four tackles (three solo) and broke up a pass vs. Jacksonville (10/30)
- Had six solo tackles vs. Cleveland (11/6)
- Made seven tackles (six solo) and had one pass defended at Jacksonville (11/27)
- Tied for the team lead with six tackles (four solo) and broke up two passes vs. Atlanta (12/4)
- Broke up pass and had five tackles (four solo) at Cincinnati (12/11) and vs. Carolina (12/18)
- Had five solo stops in the season finale vs. Tennessee (1/1/12)
- Started in his postseason debut and finished with five tackles (four solo) in AFC Wild Card playoff vs. Cincinnati (1/7/12)
- Recorded three tackles (two solo) in AFC Divisional playoff at Baltimore (1/15/12)

### 2010 (Houston 16/16):

- Started at cornerback for all 16 games and made 85 tackles (71 solo) in his sophomore campaign along with three interceptions, two fumble recoveries and one forced fumble
- Made four tackles (three solo) and recovered a fumble vs. Indianapolis (9/12)
- Tied for the team lead with eight tackles (five solo) at Washington (9/19)
- Had two solo tackles and recovered a fumble vs. San Diego (11/7)
- Led the defense with 13 solo tackles, including one for a loss, and had one pass defended at Jacksonville (11/14)
- Set a franchise record with three interceptions, his first three as a pro, while adding four tackles (three solo) and five passes defended vs. Tennessee (11/28) which earned him AFC Defensive Player of the Week honors
- Made eight solo tackles at Denver (12/26)
- Made five tackles (four solo) and forced a fumble vs. Jacksonville (1/2/11)

### 2009 (Houston 15/12):

- Saw action in 15 games (12 starts) as a rookie and made 64 tackles (54 solo) and had 11 passes defended
- Made his NFL debut vs. the New York Jets (9/13) as the nickel corner and recorded four tackles, including three solos, and had one tackle on special teams
- Made his first NFL start vs. Oakland (10/4) and responded with five tackles (four solo) including two tackles for a loss
- Made seven tackles (five solo) in Texans win at Buffalo (11/1)
- Made his sixth consecutive start at cornerback and made six solo tackles and had four passes defended at Indianapolis (11/8)
- Made eight tackles (seven solo) including one for a loss vs. Seattle (12/13)
- Tied for the team lead with seven tackles (six solo) and had two passes defended vs. New England (1/3/10)

### COLLEGE:

- Played in 36 career games (34 starts)
- Earned consensus first team all-MWC honors in 2008 after being an Honorable Mention pick his first two years
- Named 2007 1st team all-MWC selection when he helped lead the Lobos pass defense to a No. 20 national ranking
- Finished his career with 156 tackles, a school record 32 pass break-ups and seven interceptions
- Graduated with a degree in Business Administration in December 2008

### PERSONAL:

- Attended North Pike High School in Summit, Miss. where he was a four-year letterman in football and basketball and was the Jaguars' team MVP in both sports as a senior
- Totalled 2,552 rushing yards, 224 tackles and 13 interceptions in his prep career
- Played for head coach Adam Barron and received the U.S. Army Scholar-Athlete Award

### Quin's 2011 Season Statistics

Date, Opp	G		Tackles					Interceptions					Fumbles			
	G	GS	Tot	Solo	Asst	Sk	Yds	No	Yds	Lg	TD	PD	FF	FR	Yds	TD
9/11 vs. IND	1	1	4	2	2	0.0	0.0	0	0	0	0	1	0	0	0	0
9/18 @ MIA	1	1	4	4	0	0.0	0.0	0	0	0	0	0	0	1	0	0
9/25 @ NO	1	1	8	6	2	0.0	0.0	0	0	0	0	0	0	0	0	0
10/2 vs. PIT	1	1	2	2	0	0.0	0.0	0	0	0	0	0	0	0	0	0
10/9 vs. OAK	1	1	4	2	2	0.0	0.0	0	0	0	0	2	0	0	0	0
10/16 @ BAL	1	1	7	6	1	0.0	0.0	0	0	0	0	0	0	0	0	0
10/23 @ TEN	1	1	3	1	2	0.0	0.0	0	0	0	0	0	0	0	0	0
10/30 vs. JAX	1	1	4	3	1	0.0	0.0	0	0	0	0	1	0	0	0	0
11/6 vs. CLE	1	1	6	6	0	0.0	0.0	0	0	0	0	0	0	0	0	0
11/13 @ TB	1	1	3	2	1	0.0	0.0	0	0	0	0	0	0	0	0	0
11/27 @ JAX	1	1	7	6	1	0.0	0.0	0	0	0	0	1	0	0	0	0
12/4 vs. ATL	1	1	6	4	2	0.0	0.0	0	0	0	0	2	0	0	0	0
12/11 @ CIN	1	1	5	4	1	0.0	0.0	0	0	0	0	1	0	0	0	0
12/18 vs. CAR	1	1	5	4	1	0.0	0.0	0	0	0	0	1	0	0	0	0
12/22 @ IND	1	1	4	3	1	0.0	0.0	0	0	0	0	0	0	0	0	0
1/1 vs. TEN	1	1	5	5	0	0.0	0.0	0	0	0	0	0	0	0	0	0
<b>2011 Totals</b>	<b>16</b>	<b>16</b>	<b>77</b>	<b>60</b>	<b>17</b>	<b>0.0</b>	<b>0.0</b>	<b>0</b>	<b>0</b>	<b>0</b>	<b>0</b>	<b>9</b>	<b>0</b>	<b>1</b>	<b>0</b>	<b>0</b>

### Quin's Career Statistics

Year Team	G		Tackles					Interceptions					Fumbles			
	G	GS	Tot	Solo	Asst	Sk	Yds	No	Yds	Lg	TD	PD	FF	FR	Yds	TD
2009 HOU	15	12	64	54	10	0.0	0.0	0	0	0	0	11	0	0	0	0
2010 HOU	16	16	85	71	14	0.0	0.0	3	12	10	0	14	0	2	3	0
2011 HOU	16	16	77	60	17	0.0	0.0	0	0	0	0	9	0	1	0	0
<b>NFL Totals</b>	<b>47</b>	<b>44</b>	<b>226</b>	<b>185</b>	<b>41</b>	<b>0.0</b>	<b>0.0</b>	<b>3</b>	<b>12</b>	<b>10</b>	<b>0</b>	<b>34</b>	<b>0</b>	<b>3</b>	<b>3</b>	<b>0</b>

### Quin's 2011 Season Highs

Tackles 8 at New Orleans, 9/25/11  
 Passes Defended 2 twice, most recent: vs. Atlanta, 12/4/11

### Quin's Career Highs

Tackles 13 at Jacksonville, 11/14/10  
 Interceptions 3 vs. Tennessee, 11/28/10  
 Passes Defended 5 vs. Tennessee, 11/28/10  
 Fumble Recoveries 1 twice, most recent: vs. San Diego, 11/7/10

### Additional Statistics

Special Teams Tackles: 4 total; 2009 - 4.



## BROOKS REED OUTSIDE LINEBACKER

Height: 6-3 | Weight: 250 | College: Arizona |  
 Hometown: Tucson, Ariz. | 2nd NFL Season |  
 2nd with Texans | Age as of Kickoff Weekend 2012: 25 |  
 Acquired: D2a, 2011 (42nd overall) | 2012 GP/GS: 0/0 |  
 Career GP/GS: 16/11 | Teams: Houston, 2011-12 |

# 58

**TRANSACTIONS:** Selected by Houston Texans in the second round (42nd overall) in the 2011 NFL Draft...signed by the Texans on July 31, 2011.

### 2011 (Houston 16/10):

- Made four tackles (three solo) filling in for an injured Mario Williams vs. Oakland (10/9)
- Started his first NFL game, making six tackles (three solo) and a pass defended at Baltimore (10/16)
- Recorded his first career sack and finished with four solo tackles at Tennessee (10/23)
- Made four tackles (three solo) and sacked Blaine Gabbert for a 7-yard loss vs. Jacksonville (10/30)
- Sacked Colt McCoy twice as part of a five-tackle day vs. Cleveland (11/6)
- Recorded a sack in his fourth consecutive game and knocked a Josh Freeman pass down at the line at Tampa Bay (11/13)
- Recorded a sack in his fifth consecutive game as he brought Blaine Gabbert down for a 1-yard loss at Jacksonville (11/27)
- Had five tackles (three solo) and pressured Matt Ryan twice vs. Atlanta (12/4)
- Had three tackles (two solo) and recovered an Andy Dalton fumble to start the second half that set-up a come from behind victory at Cincinnati (12/11)
- Made three solo tackles and recovered a fumble at Indianapolis (12/22)
- Started in his postseason debut and finished with five tackles (three solo) and one sack for a loss of nine yards in AFC Wild Card Playoff vs. Cincinnati (1/7/12)
- Recorded eight tackles (six solo), 2.5 sacks for a loss of 14 yards and one forced fumble in AFC Divisional Playoff at Baltimore (1/15/12)

### COLLEGE:

- Started 34-of-45 games, recording 114 tackles (61 solo), 17 sacks and 25 tackles for loss for his career; also forced four fumbles and deflected four pass attempts
- Earned first-team All-Pac-10 honors after starting all 13 games in his senior season with the Wildcats, tallying a career-best 47 tackles, 6.5 sacks and 10 tackles for loss along with two pass breakups and one forced fumble
- Named to preseason watch lists for the Rotary Lombardi Award and the Ted Hendricks Award in 2009
- Started 8-of-10 games, recording 23 tackles (19 solo), two sacks and five stops, contributing to a defensive unit that ranked fourth in the Pac 10 and 29th nationally in yards per game allowed (120.5)
- Enjoyed a breakout season as a sophomore in 2008 when he started all 13 games at defensive end and garnered an All-Pac-10 honorable mention, as he delivered 38 tackles (26 solos) with 9.5 stops for losses for 59 yards and a team-high eight sacks for 57 yards and added three forced fumbles, a quarterback hurry and two pass deflections
- Switched to defensive end in 2007 after opening the season contending for H-back duty
- Saw action in the final nine games of the season as a backup defensive end and on special teams and delivered seven tackles (four solos) with one assisted sack for five yards
- Redshirted in 2006

### PERSONAL:


- Majored in geography at Arizona
- Attended Sabino High School (Tucson, Az), playing football for head coach Jay Campos
- Helped the Sabercats to an 8-3 record as a junior in 2004 and earned first-team all-league, honorable mention all-state and Arizona Daily Star All-Southern Arizona honorable mention as a junior while rushing for 350 yards and seven touchdowns
- Led the Sabercats to a 10-4 overall record as a senior in 2005 and earned Tucson Citizen first-team All-3A-4A and Arizona Daily Star first-team All-Southern Arizona while posting 38 tackles and three sacks from the defensive line as a senior
- Earned SuperPrep All-America and All-West running back while gaining 377 yards and five touchdowns on 57 carries and 143 yards and one touchdown on 12 receptions as a senior
- Arizona Football Coaches Association first-team All-State 4A and SuperPrep All-Farwest

### Reed's 2011 Season Statistics

Date, Opp	G		Tackles					Interceptions				Fumbles				
	G	GS	Tot	Solo	Asst	Sk	Yds	No	Yds	Lg	TD	PD	FF	FR	Yds	TD
9/11 vs. IND	1	0	0	0	0	0.0	0.0	0	0	0	0	0	0	0	0	0
9/18 @ MIA	1	0	0	0	0	0.0	0.0	0	0	0	0	0	0	0	0	0
9/25 @ NO	1	0	1	0	1	0.0	0.0	0	0	0	0	0	0	0	0	0
10/2 vs. PIT	1	0	0	0	0	0.0	0.0	0	0	0	0	0	0	0	0	0
10/9 vs. OAK	1	0	4	3	1	0.0	0.0	0	0	0	0	0	0	0	0	0
10/16 @ BAL	1	1	6	3	3	0.0	0.0	0	0	0	0	1	0	0	0	0
10/23 @ TEN	1	1	4	4	0	1.0	9.0	0	0	0	0	0	0	0	0	0
10/30 vs. JAX	1	1	4	3	1	1.0	7.0	0	0	0	0	0	0	0	0	0
11/6 vs. CLE	1	1	5	4	1	2.0	9.0	0	0	0	0	0	0	0	0	0
11/13 @ TB	1	1	2	1	1	1.0	10.0	0	0	0	0	1	0	0	0	0
11/27 @ JAX	1	1	4	2	2	1.0	1.0	0	0	0	0	0	0	0	0	0
12/4 vs. ATL	1	1	5	3	2	0.0	0.0	0	0	0	0	0	0	0	0	0
12/11 @ CIN	1	1	3	2	1	0.0	0.0	0	0	0	0	0	0	1	0	0
12/18 vs. CAR	1	1	2	1	1	0.0	0.0	0	0	0	0	0	0	0	0	0
12/22 @ IND	1	1	3	3	0	0.0	0.0	0	0	0	0	1	0	1	0	0
1/1 vs. TEN	1	1	1	1	0	0.0	0.0	0	0	0	0	0	0	0	0	0
<b>2011 Totals</b>	<b>16</b>	<b>11</b>	<b>44</b>	<b>30</b>	<b>14</b>	<b>6.0</b>	<b>36.0</b>	<b>0</b>	<b>0</b>	<b>0</b>	<b>0</b>	<b>3</b>	<b>0</b>	<b>2</b>	<b>0</b>	<b>0</b>

### Reed's 2011 Season Highs

Tackles	6	at Baltimore, 10/16/11
Sacks	2	vs. Cleveland (C. McCoy), 11/6/11
Fumbles Recovered	1	twice: at Cincinnati, 12/11; at Indianapolis, 12/22/11
Passes Defensed	1	twice: at Baltimore, 10/16/11; at Tampa Bay, 11/13/11



## MATT SCHAUB QUARTERBACK

# 8

Height: 6-5 | Weight: 241 | College: Virginia |  
 Hometown: West Chester, Pa. | 9th NFL Season |  
 6th with Texans | Age as of Kickoff Weekend 2012: 31 |  
 Acquired: T-07 (Atlanta) | 2012 GP/GS: 0/0 |  
 Career GP/GS: 102/66 | Teams: Atlanta, 2004-06; Houston, 2007-12 |

**TRANSACTIONS:** Selected by Atlanta Falcons in the third round (90th pick overall) of 2004 NFL draft... signed by Falcons on July 28, 2004...traded by Falcons to Houston Texans on March 22, 2007...placed on injured reserve on Nov. 23, 2011.

### HONORS:

- AFC Offensive Player of the Week (Week 14, 2008; Week 2, 2009, Week 6, 2010)
- Pro Bowl Selection (2010)
- Pro Bowl MVP (2010)
- FedEx Air NFL Player of the Week (Week 2, 2010)

### CAREER:

- Has started 64 games with the Texans and has thrown for 16,903 yards, 92 touchdowns and 52 interceptions in five years as a starter
- Career totals include 17,936 passing yards, 98 touchdowns and 58 interceptions with a career passer rating of 92.2
- Owns the Texans career record with 23 300-yard games, including eight in 2009, seven in 2010 and two in 2011
- Holds the franchise record for career passer rating, with a mark of 94.0 since joining the club
- One of 12 NFL quarterbacks with back-to-back 4,000-yard passing seasons and one of six to throw for a combined 9,000 yards in consecutive seasons (2009-10)
- Starting quarterback of the 2010 NFL Pro Bowl, where he earned MVP honors after completing 13-of-17 passes for 189 yards and two touchdowns in a 41-34 win for the AFC

### 2011 (Houston 10/10):

- Named one of the offensive captains for the 2011 season
- Completed 17-of-24 passes for 220 yards and a touchdown vs. Indianapolis (9/11)
- Completed 21-of-29 passes for 230 yards and two touchdowns for a passer rating of 118.5 at Miami (9/18)
- Became the Texans' all-time completions leader as he completed 22-of-39 passes for a 373 yards, three touchdowns and an interception at New Orleans (9/25)
- Finished 14-of-21 for 138 yards, one touchdown and a passer rating of 100.9 vs. Pittsburgh (10/2)
- Threw for a season-high 416 yards and two touchdowns vs. Oakland (10/9)
- Completed 21-of-37 passes for 220 yards and a touchdown at Baltimore (10/16)
- Connected on 18-of-23 passes for 296 yards and two touchdowns with a 147.7 passer rating at Tennessee (10/23)
- Threw for 225 yards and a touchdown while also rushing for his first touchdown of the season on a 2-yard run to cap off the opening drive vs. Jacksonville (10/30)
- Ran in a touchdown for the second consecutive week vs. Cleveland (11/6)
- Connected on 11-of-15 passes for 242 yards and two touchdowns while setting a career-high and franchise record with a 154.9 passer rating at Tampa Bay (11/13)
- Placed on injured reserve after suffering a foot injury against the Buccaneers (11/23)

### 2010 (Houston 16/16):

- Named one of the offensive captains for the 2010 season and started all 16 games for the second consecutive season; throwing for 4,369 yards, 24 touchdowns, 12 interceptions and a 92.0 passer rating for the season
- Completed 38-of-52 passes for a career high 497 yards, three touchdowns, one interception and a passer rating of 114.0 at Washington (9/19), the Texans first overtime win in franchise history
- Set a franchise record with his 60th touchdown pass as a Texan with his second touchdown pass at Oakland (10/3); completed 16-of-29 passes for 192 yards
- Named AFC Offensive Player of the Week after completing 25-of-33 passes for 305 yards and two touchdowns, including an 11-yard touchdown pass to Andre Johnson with 28 seconds remaining to clinch the win vs. Kansas City (10/17)
- Completed 22-of-32 passes for 314 yards, two touchdowns and a passer rating of 121.1 at Jacksonville (11/14)
- Completed 22-of-26 passes for 337 yards, two touchdowns and one interception at Philadelphia (12/2)
- Threw for 394 yards, breaking David Carr's franchise record of 13,391 passing yards vs. Baltimore (12/13); finished with three touchdown passes and two interceptions
- Threw for 325 yards, two touchdowns and one interception at Tennessee (12/19)
- Had his fourth consecutive 300-yard game, throwing for 310 yards, one touchdown and one interception at Denver (12/26)

### 2009 (Houston 16/16):

- Finished the year with an NFL-best 4,770 passing yards, becoming the first Texans quarterback to lead the league in passing; passed for the sixth-most yards
- Had 10 games with a QB rating of 90, topped 300 passing yards nine times, tying for the second-most 300-yard games in a season in NFL history
- Surpassed 10,000 passing yards as a Texan

- Named AFC Offensive Player of the Week after completing 25-of-39 passes at Tennessee (9/20) for 357 yards, a career-high four touchdown passes and a 127.8 passer rating
- Set career highs for pass attempts and completions, going 35-of-50 for 371 yards and two touchdowns at Arizona (10/11)
- Completed 28-of-40 passes for a season-high 392 yards and tied a career high with four touchdown passes at Cincinnati (10/18)
- Set a Texans season record with his 17th touchdown pass and fifth 300-yard game passing when he completed 32-of-43 passes for 311 yards and one touchdown at Indianapolis (11/8); threw his 50th career touchdown pass to FB Vonta Leach for a seven-yard score in the first quarter
- Completed 29-of-39 passes for 365 yards, two touchdowns and one interception vs. Seattle (12/13) for a passer rating of 109.5; his 336 yards at halftime were the third-most in the NFL since 1991
- Threw for 367 yards and one touchdown at St. Louis (12/20) for his NFL-leading fifth game of at least 350 passing yards
- Completed 24-of-39 passes for 303 yards with two touchdowns and one interception, giving him a passer rating of 92.1 vs. New England (1/3/10) and led the Texans back from a 27-13 fourth quarter deficit to give the Texans the first winning season in franchise history

### 2008 (Houston 11/11):

- Started 11 games for the second consecutive year, going 6-5 in those starts
- Threw for a career-high 3,043 yards and 15 touchdowns on 251-of-380 attempts while rushing for two touchdowns
- Missed one game due to illness and four because of a knee injury suffered against Minnesota
- Set franchise records for quarterback rating (92.7) and 300-yard passing games (4)
- Had the fourth-best completion percentage in the NFL (66.1), was second in yards per pass attempt (8.01), fourth in passing yards per game (276.6) and his 92.7 passer rating was good for eighth in the League
- Threw for 202 yards on 25-of-33 passing with one touchdown and two interceptions at Pittsburgh (9/7); also rushed for a touchdown late in the fourth quarter, the first of his career
- Completed 29-of-40 passes for 307 yards and three touchdowns at Jacksonville (9/28)
- Completed 22-of-42 passes for 379 yards and one touchdown vs. Miami (10/12) and ran the ball four times for 15 yards, including the game-winning three-yard touchdown run with :07 left on the clock; his touchdown run capped the second game-winning drive of his career, rallying the Texans from a 28-23 deficit to a 29-28 win
- Connected on 24-of-28 passes for 280 yards and three touchdowns vs. Cincinnati (10/26) and set then-franchise records with a 144.0 passer rating and 85.7 completion percentage
- Named the AFC Offensive Player of the Week after throwing for a career-high and franchise-record 414 yards on 28-of-42 passing and leading the third game-winning drive of his career and second of the season at Green Bay (12/7); guided the Texans 75 yards in nine plays to set up K Kris Brown's game-winning 40-yard field goal
- Completed 27-of-36 pass attempts for 328 yards and two touchdowns vs. Chicago (12/28)

### 2007 (Houston 11/11):

- Started 11 games in his first season as a regular starter and finished 192-of-289 for 2,241 yards and nine touchdown passes and nine interceptions and a quarterback rating of 87.3
- Missed portions of the season with a shoulder injury and concussion
- Started his first game as a Texan vs. Kansas City (9/9) and finished 16-of-22 for 225 yards and a touchdown with a rating of 101.5; connected with WR Andre Johnson midway through the second quarter for a 77-yard touchdown, the longest touchdown toss of his career
- Started at Carolina (9/16) and finished 20-of-28 for 227 yards and two touchdowns with a season-best rating of 119.2
- Completed his last 14 pass attempts to finish 27-of-33 for 236 yards and a touchdown vs. Indianapolis (9/23); the completion streak was the second-longest in team history
- Returned to Atlanta (9/30) against his former team and completed 28-of-40 passes for a career-high 317 yards and one touchdown pass and a 101.8 QB rating
- Started vs. Miami (10/7) and was 20-of-34 for 294 yards; led the Texans on his first-ever game-winning drive, starting at the Texans' 3-yard line and marching the team 59 yards on eight plays to set up K Kris Bown's 57-yard game-winning field goal
- Finished 21-of-33 for 293 yards and two touchdowns vs. New Orleans (11/11) and a passer rating of 112.3, his second-highest of the season
- Finished 22-of-36 for 256 yards and two touchdowns at Cleveland (11/25) and recorded his third multi-touchdown game of the season

### 2006 (Atlanta 16/0):

- Played in all 16 games for the second consecutive season as the primary backup to starting QB Michael Vick
- Threw for 208 yards on 18-of-27 passing with one touchdown and two interceptions on the year
- Saw his most extensive action of the year in the season finale at Philadelphia (12/31), completing 15-of-21 passes for 175 yards with one touchdown and one interception

### 2005 (Atlanta 16/1):

- Played in every game with one start, completing 33-of-64 passes for 495 yards with four touchdowns and no interceptions on the season
- Rushed nine times for 76 yards (8.4 avg.)
- Made second career start vs. New England (10/9) and completed 18-of-34 passes for 298 yards with three touchdowns and a 112.1 passer rating; led fourth-quarter comeback from 15-point deficit to tie the game at 28 with four minutes remaining
- Played in the second half vs. Carolina (11/06) and completed 9-of-13 passes for 110 yards with one touchdown



## SCHAUB, MATT

### 2004 (Atlanta 6/1):

- Saw action in six games with one start as a rookie and served as a backup to QB Michael Vick the remaining 10 games
- Completed 33-of-70 passes for 330 yards with one touchdown and four interceptions
- Made his first NFL start and completed 17-of-41 passes for 188 yards with two interceptions at New Orleans (11/28) and rushed four times for 21 yards
- Filled in as a sub in the second quarter and completed 14-of-22 passes for 132 yards with one touchdown and one interception at Seattle (1/2/05)

### COLLEGE:

- Holds Virginia school career records for pass completions (716), attempts (1,069), passing yards (7,502), total offense yards (7,560), touchdown passes (56), 300-yard passing games (eight) and 200-yard passing games (20)
- Completed 66.9 percent of his passes during his career, the second-best mark in NCAA Division I-A history, topped only by Tim Couch of Kentucky (67.15 percent, 1996-98)
- 2003 Heisman Trophy candidate after being named the 2002 Atlantic Coast Conference Player of the Year
- Completed 281-of-403 passes for 2,952 yards, 18 touchdowns and 10 interceptions as a senior, earning All-ACC first-team honors after being name ACC Player of the Year and Offensive Player of the Year as a junior

### PERSONAL:

- Lettered in football, baseball and basketball at East High School in his hometown of West Chester, Pa.
- Completed 277-of-544 passes for 3,990 yards and 35 touchdowns during his career as he set school records for pass attempts, completions, yards per game and total yards for the Vikings
- Participated in the Atlanta Falcons Coaches Academy in addition to various charity golf tournaments and community outreach programs in 2004
- Born Matthew Rutledge Schaub in West Chester, Pa.
- Married to Laurie and has three daughters, Madison (1) and twins, Makalya and Mackezie (newborn)

### Schaub's 2011 Season Statistics

Date, Opp	GP	GS	Att	Cmp	Pct	Yds	Yd/Att	TD	Int	Lg	Sk	Lst	Rate
9/11 vs. IND	1	1	24	17	70.8	220	9.17	1	2	25	1	3	78.5
9/18 @ MIA	1	1	29	21	72.4	230	7.93	2	0	43	3	23	118.5
9/25 @ NO	1	1	39	22	56.4	373	9.56	3	1	62	2	9	103.9
10/2 vs. PIT	1	1	21	14	66.7	138	6.57	1	0	30	0	0	100.9
10/9 vs. OAK	1	1	51	24	47.1	416	8.16	2	2	60	3	13	72.0
10/16 @ BAL	1	1	37	21	56.8	220	5.95	1	0	32	4	20	83.2
10/23 @ TEN	1	1	23	18	78.3	296	12.87	2	0	78	0	0	147.7
10/30 vs. JAX	1	1	30	16	53.3	225	7.50	1	0	30	2	23	88.9
11/6 vs. CLE	1	1	23	14	60.9	119	5.17	0	1	22	0	0	56.3
11/13 @ TB	1	1	15	11	73.3	242	16.13	2	0	80	1	7	154.9
11/27 @ JAX													RESERVE/INJURED
12/4 vs. ATL													RESERVE/INJURED
12/11 @ CIN													RESERVE/INJURED
12/18 vs. CAR													RESERVE/INJURED
12/22 @ IND													RESERVE/INJURED
1/1 vs. TEN													RESERVE/INJURED
<b>2011 Totals</b>	<b>10</b>	<b>10</b>	<b>292</b>	<b>178</b>	<b>61.0</b>	<b>2,479</b>	<b>8.49</b>	<b>15</b>	<b>6</b>	<b>80</b>	<b>16</b>	<b>98</b>	<b>96.8</b>

### Schaub's Career Statistics

Year Team	GP	GS	Att	Cmp	Pct	Yds	Yd/Att	TD	Int	Lg	Sk	Lst	Rate
2004 ATL	6	1	70	33	47.1	330	4.7	1	4	59	4	14	42.0
2005 ATL	16	1	64	33	51.6	495	7.7	4	0	53	6	27	98.1
2006 ATL	16	0	27	18	66.7	208	7.7	1	2	47	2	8	71.2
2007 HOU	11	11	289	192	66.4	2,241	7.8	9	9	77	16	126	87.2
2008 HOU	11	11	380	251	66.1	3,043	8.0	15	10	65	23	149	92.7
2009 HOU	16	16	583	396	67.9	4,770	8.2	29	15	72	25	149	98.6
2010 HOU	16	16	574	365	63.6	4,370	7.6	24	12	60	32	226	92.0
2011 HOU	10	10	292	178	61.0	2,479	8.5	15	6	80	16	98	96.8
<b>NFL Totals</b>	<b>102</b>	<b>66</b>	<b>2,279</b>	<b>1,466</b>	<b>64.3</b>	<b>17,936</b>	<b>7.9</b>	<b>98</b>	<b>58</b>	<b>80</b>	<b>124</b>	<b>797</b>	<b>92.2</b>

### Schaub's 2011 Passing Season Highs

Passing Yards	416	vs. Oakland, 10/9/11 (24 comp.)
Passing Attempts	51	vs. Oakland, 10/9/11
Completions	24	vs. Oakland, 10/9/11
Touchdown Passes	3	at New Orleans, 9/25/11
Passer Rating	154.9	at Tampa Bay, 11/13/11
Longest Pass	80t	(to Jacoby Jones) at Tampa Bay, 11/13/11
Interceptions	2	twice, most recent:
	2	vs. Oakland, 10/9/11

### Schaub's Passing Career Highs

Passing Yards	497	at Washington (OT), 9/19/10 (38 comp.)
Passing Attempts	62	vs. Baltimore (OT), 12/13/10
Completions	38	at Washington (OT), 9/19/10
Touchdown Passes	4	twice, most recent: at Cincinnati, 10/18/09
Passer Rating	154.9	at Tampa Bay, 11/13/11
Longest Pass	78t	at Tennessee, 10/23/11
Interceptions	3	at Tennessee, 9/21/08

### Schaub's 2011 Rushing Season Statistics

Date, Opp	GP	GS	Rush	Yds	Avg	Lg	TD	Rec	Yds	Avg	Lg	TD
9/11 vs. IND	1	1	4	0	0.0	3	0	0	0	--	0	0
9/18 @ MIA	1	1	2	1	0.5	3	0	0	0	--	0	0
9/25 @ NO	1	1	0	0	--	0	0	0	0	--	0	0
10/2 vs. PIT	1	1	2	1	0.5	2	0	0	0	--	0	0
10/9 vs. OAK	1	1	1	0	0.0	0	0	0	0	--	0	0
10/16 @ BAL	1	1	1	3	3.0	3	0	0	0	--	0	0
10/23 @ TEN	1	1	0	0	--	0	0	0	0	--	0	0
10/30 vs. JAX	1	1	1	2	2.0	2	1	0	0	--	0	0
11/6 vs. CLE	1	1	3	0	0.0	2	1	0	0	--	0	0
11/13 @ TB	1	1	1	1	1.0	1	0	0	0	--	0	0
11/27 @ JAX												RESERVE/INJURED
12/4 vs. ATL												RESERVE/INJURED
12/11 @ CIN												RESERVE/INJURED
12/18 vs. CAR												RESERVE/INJURED
12/22 @ IND												RESERVE/INJURED
1/1 vs. TEN												RESERVE/INJURED
<b>2011 Totals</b>	<b>10</b>	<b>10</b>	<b>15</b>	<b>8</b>	<b>0.5</b>	<b>3</b>	<b>2</b>	<b>0</b>	<b>0</b>	<b>--</b>	<b>0</b>	<b>0</b>

### Schaub's Rushing Career Statistics

Year Team	G	GS	Rush	Yds	Avg	Lg	TD	Rec	Yds	Avg	Lg	TD
2004 Atl	6	1	8	26	3.3	11	0	0	0	--	0	0
2005 Atl	16	1	9	76	8.4	23	0	0	0	--	0	0
2006 Atl	16	0	7	21	3.0	19	0	0	0	--	0	0
2007 Hou	11	11	17	52	3.1	12	0	0	0	--	0	0
2008 Hou	11	11	31	68	2.2	10	2	0	0	--	0	0
2009 Hou	16	16	48	57	1.2	19	0	0	0	--	0	0
2010 Hou	16	16	22	28	1.3	8	0	0	0	--	0	0
2011 Hou	10	10	15	8	0.5	3	2	0	0	--	0	0
<b>NFL Totals</b>	<b>102</b>	<b>66</b>	<b>157</b>	<b>336</b>	<b>2.1</b>	<b>23</b>	<b>4</b>	<b>0</b>	<b>0</b>	<b>--</b>	<b>0</b>	<b>0</b>

### Schaub's 2011 Rushing Season Highs

Rushing Yards	3	at Baltimore, 10/16/11
Long Rush	3	three times, most recent: at Baltimore, 10/16/11
Rushing Touchdowns	1	twice, most recent: vs. Cleveland, 11/6/11


### Schaub's Rushing Career Highs

Rushing Yards	56	vs. Minnesota (4 rushes), 10/2/05
Long Rush	23	vs. Minnesota, 10/2/05
Rushing Touchdowns	1	four times, most recent:
	1	vs. Cleveland, 11/6/11

### Additional Statistics

Fumbles/Lost: 33/14 total; 2004 - 1/0, 2005 - 1/1, 2006 - 1/0, 2007 - 7/3, 2008 - 10/4, 2009 - 3/2, 2010 - 9/3, 2011 - 2/1

Fumble Recoveries: 10 total; 2004 - 0, 2005 - 0, 2006 - 1, 2007 - 2, 2008 - 4, 2009 - 1, 2010 - 1, 2011 - 1



## DARRYL SHARPTON

### INSIDE LINEBACKER

# 51

Height: 5-11 | Weight: 230 | College: Miami (Fla.) |  
 Hometown: Coral Gables, Fla. | 3rd NFL Season |  
 3rd with Texans | Age as of Kickoff Weekend 2012: 24 |  
 Acquired: D4a-10 (102nd overall) | 2012 GP/GS: 0/0 |  
 Career GP/GS: 20/6 | Teams: Houston, 2010-12 |

**TRANSACTIONS:** Selected by Houston Texans in the fourth round (102nd overall) of the 2010 NFL Draft... signed by Texans on June 11, 2010...placed on injured reeve on Nov. 2, 2011.

#### 2011 (Houston 8/0):

- Made a season-high three solo tackles in the season opener vs. Indianapolis (9/11)
- Had two solo tackles vs. Oakland (10/9), at Baltimore (10/16) and at Tennessee (10/23)
- Placed on injured reserve after suffering an injury to his quadricep vs. Jacksonville (11/2)

#### 2010 (Houston 12/6):

- Saw action in 12 games with six starts; five at weakside linebacker and one at middle linebacker
- Made 21 tackles (13 solo) in his rookie campaign along with one sack
- Saw action on special teams where he led the squad with two tackles vs. San Diego (11/7)
- Made his first start of his professional career at weakside linebacker and made five tackles (three solo) including two for a loss and two special teams tackles at New York Jets (11/21)
- Recorded six tackles (three solo) including the first sack of his NFL career vs. Baltimore (12/13)
- Started his fifth straight game at weakside linebacker and made five tackles (three solo) at Tennessee (12/19)
- Notched his first start at middle linebacker and made five tackles (four solo) at Denver (12/26)
- Placed on injured reserve (12/29) after injuring his shoulder at Denver (12/26)

#### COLLEGE:

- Started 30-of-52 games at Miami, including 18 at middle linebacker, nine at strongside linebacker and three at weakside linebacker
- Recorded 255 tackles (154 solo) that included 2.5 sacks for minus-24 yards and 27 stops for losses totaling 75 yards
- Caused and recovered a fumble, deflected nine passes, fielded six short kickoffs for 40 yards and had a 73-yard interception return for a touchdown
- Started 12-of-13 games as a senior and led the team with a career-high 106 tackles (65 solo) as well as a forced fumble, three passes defended and an interception which he returned for a 73-yard touchdown
- Started nine games as a junior and finished fourth on the team with 58 tackles (33 solo) that included 1.5 sacks for minus-14 yards and six stops for losses of 24 yards; recovered a fumble and broke up two passes
- Played in 11 games as a sophomore and ranked sixth on the team with 46 tackles (30 solo), adding one stop for a 12-yard loss
- Named third-team Freshman All-American by The Sporting News and College Football News in 2006 and was selected to The Sporting News ACC All-Freshman team
- Received a medical hardship waiver in 2005
- Graduated with a degree in finance

#### PERSONAL:

- Played both offense and defense throughout his career at Coral Gables (Fla.) High School, and also returned kickoffs and blocked four punts
- As a senior in 2004, he finished with 96 tackles (three for loss), two interceptions and four blocked punts
- Selected to play in the Cali/Florida Bowl, but declined the invitation
- As a junior, recorded 110 tackles and one interception for a touchdown
- Ranked as the nation's 28th best outside linebacker prospect by Rivals.com and was chosen All-Dade County while ranking as the 10th-best prospect in Dade County by the Miami Herald
- Was in his school's International Baccalaureate Program
- Presently enrolled in post-graduate school at Miami

#### Sharpton's 2011 Season Statistics

Date, Opp	Tackles							Interceptions				Fumbles				
	G	GS	Tot	Solo	Asst	Sk	Yds	No	Yds	Lg	TD	PD	FF	FR	Yds	TD
9/11 vs. IND	1	0	3	3	0	0.0	0.0	0	0	0	0	0	0	0	0	0
9/18 @ MIA	1	0	0	0	0	0.0	0.0	0	0	0	0	0	0	0	0	0
9/25 @ NO	1	0	0	0	0	0.0	0.0	0	0	0	0	0	0	0	0	0
10/2 vs. PIT	1	0	0	0	0	0.0	0.0	0	0	0	0	0	0	0	0	0
10/9 vs. OAK	1	0	2	2	0	0.0	0.0	0	0	0	0	0	0	0	0	0
10/16 @ BAL	1	0	2	2	0	0.0	0.0	0	0	0	0	0	0	0	0	0
10/23 @ TEN	1	0	2	2	0	0.0	0.0	0	0	0	0	0	0	0	0	0
10/30 vs. JAX	1	0	0	0	0	0.0	0.0	0	0	0	0	0	0	0	0	0
11/6 vs. CLE																
11/13 @ TB																
11/27 @ JAX																
12/4 vs. ATL																
12/11 @ CIN																
12/18 vs. CAR																
12/22 @ IND																
1/1 vs. TEN																
<b>2011 Totals</b>	<b>8</b>	<b>0</b>	<b>9</b>	<b>9</b>	<b>0</b>	<b>0.0</b>	<b>0.0</b>	<b>0</b>	<b>0</b>	<b>0</b>	<b>0</b>	<b>0</b>	<b>0</b>	<b>0</b>	<b>0</b>	<b>0</b>

#### Sharpton's Career Statistics

Year	Team	Tackles							Interceptions				Fumbles				
		G	GS	Tot	Solo	Asst	Sk	Yds	No	Yds	Lg	TD	PD	FF	FR	Yds	TD
2010	HOU	12	6	21	13	8	1.0	9.0	0	0	0	0	0	0	0	0	0
2011	HOU	8	0	9	9	0	0.0	0.0	0	0	0	0	0	0	0	0	0
<b>NFL Totals</b>		<b>20</b>	<b>6</b>	<b>30</b>	<b>22</b>	<b>8</b>	<b>1.0</b>	<b>9.0</b>	<b>0</b>	<b>0</b>	<b>0</b>	<b>0</b>	<b>0</b>	<b>0</b>	<b>0</b>	<b>0</b>	<b>0</b>

#### Sharpton's 2011 Season Highs

Tackles 3 vs. Indianapolis, 9/11/11

#### Sharpton's Career Highs

Tackles 6 vs. Baltimore, 12/13/10  
 Sacks 1.0 vs. Baltimore (J. Flacco), 12/13/10



## ANTONIO SMITH DEFENSIVE END

# 94

Height: 6-4 | Weight: 280 | College: Oklahoma State |  
 Hometown: Oklahoma City, Okla. | 9th NFL Season |  
 4th with Texans | Age as of Kickoff Weekend 2012: 30 |  
 Acquired: UFA-'09 (Arizona) | 2012 GP/GS: 0/0 |  
 Career GP/GS: 109/86 | Teams: Arizona, 2004-08; Houston, 2009-12 |

**TRANSACTIONS:** Selected by Arizona Cardinals in the fifth round (135th overall) of the 2004 NFL Draft... signed by Cardinals on July 27, 2004...released by Cardinals on Sept. 5, 2004...re-signed by Cardinals to practice squad on Sept. 6, 2004...signed by Cardinals to active roster on Dec. 15, 2004...assigned by Cardinals to Hamburg Sea Devils in 2005 NFL Europe enhancement allocation program on Feb. 14, 2005... released by Cardinals on Sept. 4, 2005...re-signed by Cardinals to practice squad on Sept. 8, 2005...signed by Cardinals to active roster on Oct. 6, 2005...re-signed with Cardinals on April 5, 2007...re-signed with Cardinals on April 3, 2008...signed by Houston Texans on March 1, 2009.

### HONORS:

- Pro Bowl (2012)

### CAREER:

- Joined the Texans as an unrestricted free agent prior to the 2009 season
- Started 47-of-48 games in his three seasons in Houston and has registered 97 tackles, 15.0 sacks, four forced fumbles and two fumble recoveries
- Played in 61 games with 39 starts over five seasons with the Arizona Cardinals
- Spent the spring of 2005 with the Hamburg Sea Devils of NFL Europe, starting 9-of-10 games and finished with six sacks, 28 tackles and a forced fumble while earning All-NFL Europe honors
- Worked his way up from the Cardinals practice squad to become a regular starter, eventually starting all three playoff games for the Cardinals in their run to Super Bowl XLII

### 2011 (Houston 16/16):

- Named one of the defensive captains for the 2011 season and finished second on the team with a career-high 6.5 sacks along with one forced fumble and 25 tackles (19 solos)
- Recorded one sack for a loss of 7 yards, one forced fumble and two quarterback pressures to go along with three tackles (one solo) in the season opener vs. Indianapolis (9/11)
- Made two solo tackles, one sack for a loss of 9 yards and one pass defended at Miami (9/18)
- Recorded a sack in his third straight game for the second time in his career at New Orleans (9/25)
- Made two solo tackles vs. Pittsburgh (10/2), including a fourth-quarter sack of Ben Roethlisberger
- Had three solo tackles and two hits on the quarterback at Baltimore (10/16)
- Sacked Matt Hasselbeck twice in the season finale vs. Tennessee (11/12), giving him a career-high 6.5 sacks on the season
- Sacked Andy Dalton for an 8-yard loss as part of a five tackle day in AFC Wild Card Playoff vs. Cincinnati (1/7/12)
- Recorded three tackles (two solo) in AFC Divisional Playoff at Baltimore (1/15/12)

### 2010 (Houston 16/16):

- Named one of the defensive captains for the 2010 season
- Started all 16 games while registering 38 tackles (23 solo) and four sacks
- Assisted on a sack and had three quarterback hits and a pass defended vs. Indianapolis (9/12)
- Made four solo tackles, two sacks and forced a fumble at Oakland (10/3)
- Recorded three tackles (two solo) and had a pass defended vs. Kansas City (10/17)
- Had four solo tackles and assisted on a sack with Mario Williams vs. San Diego (11/7)
- Registered four tackles (two solo) and had a hit on the quarterback at the New York Jets (11/21)
- Notched two tackles (one solo) and two hits on the quarterback vs. Tennessee (11/28)
- Made his fourth sack of the season as part of a three-tackle day including two for a loss at Tennessee (12/19)
- Assisted on three tackles and had four quarterback hits in the season finale vs. Jacksonville (1/2/11)

### 2009 (Houston 16/15):

- Made 34 tackles including 4.5 sacks, two forced fumbles and two fumble recoveries
- Made his Texans debut, starting at defensive end and recording three solo tackles and a forced fumble vs. the New York Jets (9/13)
- Made two solo tackles, including one for a loss vs. Oakland (10/4) as well as recording two quarterback hits and recovering a fumble
- Assisted on one tackle and recovered a fumble at Cincinnati (10/18)
- Made his first sack as a Texan as part of a day that included two tackles (two solo), three quarterback hits and one tackle for a loss at Buffalo (11/1)
- Had two solo tackles, one sack for a loss of 6 yards and a forced fumble at Indianapolis (11/8)
- Made three solo tackles, including one for a loss and a quarterback hit vs. Tennessee (11/23)
- Teamed with DE Connor Barwin on a 10-yard sack of Jaguars QB David Garrard at Jacksonville (12/6), finishing with two total tackles and two quarterback hits
- Made four tackles (three solo) at St. Louis (12/20) including a sack or Rams QB Keith Null for a loss of 8 yards
- Had two tackles (one solo), three quarterback hits and combined with DT Jeff Zgonina for a sack on Chad Henne for a loss of 8 yards at Miami (12/27)

### 2008 (Arizona 16/10):

- Started 10 regular-season games and three playoff games for the NFC Champion Cardinals, including Super Bowl XLII
- Finished with 41 total tackles (31 solo), 3.5 sacks, two forced fumbles and three fumble recoveries
- Recorded three solo tackles and his first sack of the season for an 8-yard loss at Seattle (11/16)

- Recorded four solo tackles, including two solos, and a half-sack at Philadelphia (11/27)
- Started and recorded a season-high five solo tackles and one sack vs. Minnesota (12/14)
- Made three solo tackles and a sack in playoff-clinching win vs. Seattle (12/28)
- Had three solo tackles and a sack in NFC Wild Card Playoff win against Atlanta (1/3/09)
- Started and recorded two solo tackles and a sack in NFC Divisional Playoff win at Carolina (1/10/09)
- Started and had one solo tackle in NFC Championship Game victory against Philadelphia (1/18/09)
- Started and notched two tackles, including one solo, in Super Bowl XLII vs. Pittsburgh (2/1/09)

### 2007 (Arizona 16/13):

- Started 13-of-16 games played and registered a career-high 60 tackles and 5.5 sacks while finishing tied for third in the NFL in defensive fumble recoveries with three
- Recovered a second/quarter fumble at 49ers 36-yard line to set up touchdown in the season opener at San Francisco (9/10)
- Led team with one sack and one quarterback hit in the home opener vs. Seattle (9/16)
- Tied season highs with seven total tackles and five unassisted tackles as well as recorded one sack and one tackle for loss vs. Pittsburgh (9/30)
- Recorded one quarterback hit and one sack vs. Carolina (10/14) to set a single-season career high with 3.5 sacks in six games
- Totaled one forced fumble, two quarterback hits and recovered a fumble and advanced it to the Arizona 49 yard-line in the third quarter that led to a touchdown vs. Detroit (11/11)
- Recovered first-quarter fumble as well as one quarterback pressure and one quarterback hit vs. Cleveland (12/2)

### 2006 (Arizona 16/8):

- Appeared in all 16 games for the first time in his career, starting eight, while also recording 25 tackles
- Recorded one tackle and recovered his first career fumble late in the fourth quarter vs. St. Louis (9/24)
- Had four tackles while registering his first sack of the season when he corralled Michael Vick in the second quarter at Atlanta (10/1)
- Earned his first start of the season at defensive tackle, collected two tackles and two quarterback pressures vs. Chicago (10/16)
- Collected three tackles, a half sack and a quarterback pressure at St. Louis (12/3)
- Had four tackles, one sack and a quarterback pressure vs. Seattle (12/10)
- Collected five tackles, two tackles for a loss and a fumble recovery which he picked up and ran back four yards for a touchdown vs. Denver (12/17)

### 2005 (Arizona 11/8):

- Recorded his first career start at Detroit (11/13) and recorded three tackles including one for a loss
- Recorded two tackles and forced a fumble vs. Jacksonville (11/27)
- Recorded his first two career sacks at Houston (12/18) bringing down David Carr while also adding one tackle
- Sacked Jim Sorgi for his third sack of the season at Indianapolis (1/1/06)

### 2004 (Arizona 2/0):

- Signed to the 53-man active roster on 12/15 after spending the first 13 weeks as a member of the practice squad
- Saw action on defense in his first game on the active roster vs. St. Louis (12/19) and at Seattle (12/26) and recorded one QB pressure

### COLLEGE:

- Two-year starter at Oklahoma State after transferring from Northeastern Oklahoma A&M College
- Though his senior season was shortened by a leg injury, still managed to record two-year totals of 60 tackles (30 solos), 8.5 sacks, seven quarterback pressures and three pass deflections in 24 games

### PERSONAL:

- Attended John Marshall (Oklahoma City, Okla.) High School where he was named all-city and honorable mention all-state as a senior
- Did not begin playing football until ninth grade at the urging of a friend
- Also lettered in track and earned all-city recognition in shot put
- Education major at Oklahoma State



## SMITH, ANTONIO

### Smith's 2011 Season Statistics

Date, Opp	Tackles							Interceptions					Fumbles			
	G	GS	Tot	Solo	Asst	Sk	Yds	No	Yds	Lg	TD	PD	FF	FR	Yds	TD
9/11 vs. IND	1	1	3	1	2	1.0	7.0	0	0	0	0	0	1	0	0	0
9/18 @ MIA	1	1	2	2	0	1.0	9.0	0	0	0	0	1	0	0	0	0
9/25 @ NO	1	1	2	2	0	1.0	7.0	0	0	0	0	0	0	0	0	0
10/2 vs. PIT	1	1	2	2	0	1.0	6.0	0	0	0	0	0	0	0	0	0
10/9 vs. OAK	1	1	1	0	1	0.5	0.5	0	0	0	0	0	0	0	0	0
10/16 @ BAL	1	1	3	3	0	0.0	0.0	0	0	0	0	0	0	0	0	0
10/23 @ TEN	1	1	2	1	1	0.0	0.0	0	0	0	0	0	0	0	0	0
10/30 vs. JAX	1	1	1	1	0	0.0	0.0	0	0	0	0	0	0	0	0	0
11/6 vs. CLE	1	1	0	0	0	0.0	0.0	0	0	0	0	0	0	0	0	0
11/13 @ TB	1	1	0	0	0	0.0	0.0	0	0	0	0	0	0	0	0	0
11/27 @ JAX	1	1	1	1	0	0.0	0.0	0	0	0	0	0	0	0	0	0
12/4 vs. ATL	1	1	1	1	0	0.0	0.0	0	0	0	0	1	0	0	0	0
12/11 @ CIN	1	1	1	1	0	0.0	0.0	0	0	0	0	0	0	0	0	0
12/18 vs. CAR	1	1	3	1	2	0.0	0.0	0	0	0	0	0	0	0	0	0
12/22 @ IND	1	1	1	1	0	0.0	0.0	0	0	0	0	0	0	0	0	0
1/1 vs. TEN	1	1	2	2	0	2.0	15.0	0	0	0	0	0	0	0	0	0
<b>2011 Totals</b>	<b>16</b>	<b>16</b>	<b>25</b>	<b>19</b>	<b>6</b>	<b>6.5</b>	<b>44.5</b>	<b>0</b>	<b>0</b>	<b>0</b>	<b>0</b>	<b>2</b>	<b>1</b>	<b>0</b>	<b>0</b>	<b>0</b>

### Smith's Career Statistics


Year	Team	Tackles							Interceptions					Fumbles			
		G	GS	Tot	Solo	Asst	Sk	Yds	No	Yds	Lg	TD	PD	FF	FR	Yds	TD
2004	ARI	2	0	0	0	0	0.0	0.0	0	0	0	0	0	0	0	0	0
2005	ARI	11	8	16	16	0	3.0	16.0	0	0	0	0	0	0	0	0	0
2006	ARI	16	8	25	15	10	2.5	9.0	0	0	0	0	0	0	2	4	1
2007	ARI	16	13	44	37	7	5.5	35.0	0	0	0	0	0	1	3	10	0
2008	ARI	16	10	41	31	10	3.5	24.0	0	0	0	0	0	2	3	16	0
2009	HOU	16	15	34	26	8	4.5	25.0	0	0	0	0	1	2	2	0	0
2010	HOU	16	16	38	23	15	4.0	28.0	0	0	0	0	2	1	0	0	0
2011	HOU	16	16	25	19	6	6.5	44.5	0	0	0	0	2	1	0	0	0
<b>NFL Totals</b>		<b>109</b>	<b>86</b>	<b>223</b>	<b>167</b>	<b>56</b>	<b>29.5</b>	<b>181.5</b>	<b>0</b>	<b>0</b>	<b>0</b>	<b>0</b>	<b>5</b>	<b>7</b>	<b>10</b>	<b>30</b>	<b>1</b>

### Smith's 2011 Season Highs

Tackles	3	vs. Indianapolis, 9/11/11
Sacks	2.0	vs. Tennessee (M. Hasselbeck), 1/1/12
Forced Fumbles	1	vs. Indianapolis, 9/11/11
Passes Defensed	1	twice, last vs. Atlanta, 12/4/11

### Smith's Single-Game Career Highs

Tackles	6	at Baltimore (OT), 9/23/07
Sacks	2.0	vs. Tennessee (M. Hasselbeck), 1/1/12
Forced Fumbles	1	six times, most recent: vs. Indianapolis, 9/11/11
Fumble Recoveries	1	eight times, most recent: vs. Dallas, 10/12/08
Touchdowns	1	vs. Denver, 4-yard FR, 12/17/06



## DERRELL SMITH

### FULLBACK

# 32

Height: 6-2 | Weight: 232 | College: Arizona |  
 Hometown: Tucson, Ariz. | 2nd NFL Season |  
 1st with Texans | Age as of Kickoff Weekend 2012: 24 |  
 Acquired: '11 (Tampa Bay) | 2012 GP/GS: 0/0 |  
 Career GP/GS: 0/0 | Teams: Tampa Bay, 2011; Houston, 2012 |

**TRANSACTIONS:** Signed by Tampa Bay Buccaneers on July 27, 2011...Released by Buccaneers on Sept. 3, 2011...Re-signed to practice squad on Sept. 5, 2011...Added to Houston Texans practice squad on Nov. 2, 2011...Signed by Texans on Jan. 18, 2012.


#### COLLEGE:

- Played four seasons at Syracuse and served as team captain in his final season
- Amassed 270 tackles, 24.5 TFL, 9.0 sacks, two interceptions and eight forced fumbles during his career at Syracuse
- His eight career forced fumbles ties for second on the all-time Syracuse record list
- All-Big East Second Team selection in 2009 and 2010
- Phil Steele All-Big East Third Team selection in 200
- As a junior, his four forced fumbles tied for fourth on the Syracuse single-season record and led the BIG EAST
- Recorded 82 tackles, 6.5 sacks and four forced fumbles in 2009
- One of 34 players to participate in every game in 2007
- Named to 2010 ESPN Academic All-District Team and was a member of Athletic Directors Honor Roll for the eight consecutive semesters
- Big East All-Academic Team selection four consecutive years (2007-10)

#### PERSONAL:

- Played running back and linebacker in high school where he rushed for 1,225 yards and scored 18 touchdowns while notching 68 tackles on defense as a senior and serving as team captain
- Two-time state champion in the discus
- Earned a dual degree in information technology and marketing and is pursuing a Master's degree in advertising at Syracuse





## SHELLEY SMITH

### GUARD

# 71

Height: 6-4 | Weight: 299 | College: Colorado State |  
 Hometown: Phoenix, Ariz. | 3rd NFL Season |  
 3rd with Texans | Age as of Kickoff Weekend 2012: 25 |  
 Acquired: D6a-'10 (187th overall) | 2012 GP/GS: 0/0 |  
 Career GP/GS: 0/0 | Teams: Houston, 2010-12 |

**TRANSACTIONS:** Selected by Houston Texans in the sixth round (187th overall) of the 2010 NFL Draft... signed by Texans on June 16, 2010...waived by the Texans on Oct. 2, 2010...Signed to the Texans practice squad on Oct. 5, 2010...signed to active roster on Dec. 1, 2010...placed on injured reserve on Aug. 25, 2011.

**2011 (Houston 0/0):**

- Placed on injured reserve after suffering a right leg injury in training camp (8/25)

**2010 (Houston 0/0):**


- Inactive for the first three games and the final five games of 2010 season
- On Houston's practice squad for eight weeks during the middle of the season

**COLLEGE:**

- Played in 36 games with 31 starts in four seasons at Colorado State
- Two-time All-Mountain West Conference selection, earning second-team honors in 2008 and honorable mention in 2009
- Played in nine games with eight starts, but did not miss a conference game as a senior in 2009
- Was one of five team captains as a senior along with fellow Texans lineman Cole Pemberton
- Second-team all-MWC choice, played in 12 games, with 11 starts, including the New Mexico Bowl (12/20)
- Started all 12 games as a sophomore in 2007 after playing in three games as a freshman in 2006
- Majored in nutrition and food science

**PERSONAL:**

- All-star offensive lineman at Westview High School in Phoenix
- Earned three varsity letters in football, and was a two-year starter
- Lettered once in track, where he threw the shot put and discus
- Earned first-team all-region honors in 2004 as an offensive tackle and was second-team as a defensive lineman
- Was a two-time all-state performer in football and was named to the all-Arizona team as a senior
- Was named the West Valley Player of the Year as a senior
- Born Shelley Andres Smith in Phoenix



## WADE SMITH GUARD

# 74

Height: 6-4 | Weight: 310 | College: Memphis |  
 Hometown: Dallas, Texas | 10th NFL Season |  
 3rd with Texans | Age as of Kickoff Weekend 2012: 31 |  
 Acquired: UFA-'10 (Kansas City) | 2012 GP/GS: 0/0 |  
 Career GP/GS: 106/66 | Teams: Miami, 2003-05; New York Jets, 2006-07;  
 Kansas City, 2008-09; Houston, 2010-12 |

**TRANSACTIONS:** Selected by the Miami Dolphins in the third round (78th overall) of the 2003 NFL Draft... signed by Dolphins on July 28, 2003...released by Dolphins on Sept. 12, 2006...signed by New York Jets on Sept. 15, 2006...signed by Jets on March 12, 2007...signed by Kansas City Chiefs on April 21, 2008...signed by Houston Texans on March 16, 2010.

### HONORS:

- 2010 USA Today All-Joe Team
- Madden Protectors Award (Week 7, 2011)

### CAREER:

- Started all 16 games in each of his first two seasons in Houston
- Played the majority of his snaps with the Kansas City Chiefs (2008-09) at right guard and center
- Worked primarily at tackle with the New York Jets (2006-07)
- Former third-round selection of Miami, started all 16 games at left tackle for the Dolphins as a rookie in 2003
- Has played in 106 career games with 66 starts and has played in three postseason contests

### 2011 (Houston 16/16):

- Paved the way for Ben Tate to rush for 116 yards vs. Indianapolis (9/11) and 103 yards at Miami (9/18)
- Provided pocket protection enabling Matt Schaub to throw for 373 yards and three touchdowns at New Orleans (9/25)
- Helped control the line of scrimmage, clearing the way for Arian Foster to rush for 155 yards and a touchdown vs. Pittsburgh (10/2)
- Recovered two fumbles, including one in the end zone for his first career touchdown at Baltimore (10/16)
- Part of an offense that put up 518 total yards, the third-highest in team history, which included two 100-yard rushers and a 100-yard receiver at Tennessee (10/23)
- Cleared holes on the offensive line enabling the Texans to rush for a franchise-record 261 yards, including two 100-yard rushers for the second time this season, vs. Cleveland (11/6)
- Paved the way for Foster to become the first player to rush for over 100 yards on the Falcons defense this season when he went for 111 yards on 31 carries vs. Atlanta (12/4)
- Helped Foster go over 100 yards for the sixth time this season and over 1,000 yards rushing for the second consecutive season vs. Carolina (12/18)
- Cleared holes on the offensive line for Foster to rush for 153 yards in AFC Wild Card Playoff vs. Cincinnati (1/7/12)
- Paved the way for Foster to rush for 132 yards, the most Baltimore's defense has ever given up in a postseason game, in AFC Divisional Playoff Game (1/15/12)

### 2010 (Houston 16/16):

- Started every game at left guard for an offense that set a franchise record averaging 386.6 yards per game to rank third in the NFL and produced the NFL's leading rusher
- Made his Texans debut, started at left guard and helped pave the way for Foster's franchise-record 231 yards rushing vs. Indianapolis (9/12)
- Provided pocket protection for Schaub, enabling him to throw for a franchise-record 497 yards and three touchdowns at Washington (9/19)
- Helped Texans running backs rush for 249 yards while allowing no sacks at Oakland (10/3)
- Provided protection for Schaub during his AFC Player of the Week performance vs. Kansas City (10/17)
- Cleared holes at left guard, allowing Foster to rush for 127 yards vs. San Diego (11/7)
- Opened holes for Foster to rush for 143 yards vs. Tennessee (11/28)
- Recovered a fumble at Tennessee (12/19)
- Paved the way for Foster to rush for 180 yards vs. Jacksonville (1/2/11) and wrap up the 2010 NFL rushing title

### 2009 (Kansas City 16/9):

- Played in all 16 games with nine starts in his second season with the Chiefs

### 2008 (Kansas City 15/7):

- Played in 15 games on special teams and saw duty in 10 contests on offense
- Started seven games, opening six games at right guard and one at center

### 2007 (New York Jets 14/0):

- Appeared as a reserve in 14 games

### 2006 (New York Jets 7/0):

- Played in seven games as a reserve offensive lineman
- Appeared in an AFC Wild Card at New England (1/7/07)

### 2005 (Miami 0/0):

- Spent the entire season on injured reserve with a right forearm injury suffered in training camp

### 2004 (Miami 6/2):

- Saw action in six contests with two starts and was inactive for 10 games
- Started at left tackle vs. Tennessee (9/11) and at Cincinnati (9/19)

### 2003 (Miami 16/16):

- Started all 16 games at left tackle
- Was a consensus all-rookie selection and the club's Newcomer of the Year by the South Florida media
- Started his first-career NFL contest at left tackle vs. the N.Y. Jets (9/3)

### COLLEGE:


- Four-year letterman and two-year starter at Memphis
- Saw action at tight end his first two seasons before switching to tackle as a junior
- Played in 45 games (29 starts)
- Named second-team All-Conference USA as a senior in 2002
- Named the team's Offensive Lineman of the Year as a junior in 2001
- Graduated from Memphis with a degree in finance

### PERSONAL:

- Was a two-year letterman as a tight end at Lake Highlands High School in Dallas
- Married to wife, Chareta, with a son, Nicholas, and two daughters, Arissa and Aalyiah

### Smith's Career Statistics:

- Games/Starts: 2003: 16/16; 2004: 6/2; 2005: 0/0; 2006: 7/0; 2007: 14/0; 2008: 15/7; 2009: 16/9; 2010: 16/16; 2011: 16/16; Total: 106/66.
- Postseason Games/Starts: 2006: 1/0; 2011: 2/2; Total: 3/2.
- Tackles: 6 total; 2009 – 4, 2011 – 2



## KASEY STUDDARD GUARD

# 64

Height: 6-3 | Weight: 304 | College: Texas |  
 Hometown: Lone Tree, Colo. | 6th NFL Season |  
 5th with Texans | Age as of Kickoff Weekend 2012: 28 |  
 Acquired: D6-'07 (183rd overall) | 2012 GP/GS: 0/0 |  
 Career GP/GS: 25/14 | Teams: Houston, 2007-12 |

**TRANSACTIONS:** Selected by Houston Texans in sixth round (183rd overall) of 2007 NFL draft...signed by Texans on July 23, 2007...re-signed as an unrestricted free agent on July 31, 2011...placed on injured reserve on Aug. 15, 2011...Signed by Texans on July 28, 2012.

### CAREER:

- Has played in 25 games with 14 starts, all at left guard
- Appeared in three games as a rookie
- Saw his first action on the offensive line at Tennessee (12/2) when he filled in for G Fred Weary

### 2011 (Houston 0/0):

- Suffered an ankle injury in the preseason opener against the N.Y. Jets that landed him on injured reserve (8/15).

### 2010 (Houston 4/0):

- Inactive for the first five games
- Saw his first action of the season on special teams vs. Kansas City (10/17)
- Saw action on special teams at Tennessee (12/19), at Denver (12/26) and vs. Jacksonville (1/2)

### 2009 (Houston 16/14):

- Made his first career start vs. Jacksonville (9/27) at guard in place of the injured Chester Pitts
- Protected QB Matt Schaub vs. Tennessee (11/23) when he had his second consecutive 300-yard passing game
- Helped the offense gain more than 300 yards for the 11th consecutive game at Jacksonville (12/6)
- Part of the offensive line that blocked for Schaub as he threw for 365 yards and two touchdowns vs. Seattle (12/13) without allowing a sack
- Blocked for Schaub at St. Louis (12/20) where he threw for 367 yards and was not sacked for the second consecutive game and fourth time in the season

### 2008 (Houston 2/0):

- Inactive for the first 14 games of the year
- Played on special teams at Oakland (12/21) and vs. Chicago (12/28)

### 2007 (Houston 3/0):

- Played in three games as a rookie
- Made his NFL debut at Atlanta (9/30) when he played on kick protection
- Played at right guard when starter Fred Weary went down with a broken leg at Tennessee (12/2)

### COLLEGE:

- Started his last 38 games at the left guard for Texas
- Three-time All-Big 12 selection and earned first-team all-conference honors as a senior
- Team captain as a senior
- Helped Texas win the BCS National Championship as a junior in 2005
- Helped the Longhorns offense become one of the most explosive in the country, averaging more than 40 points and 455 yards per game in his three years as a starter
- Graduated with a liberal arts degree in youth and community studies

### PERSONAL:

- Attended Highland Ranch High School in Lone Tree, Colo., and was a four year starter on the offensive and defensive lines
- Earned first-team all-state, all-county and all-district honors as a junior and a senior
- Father, Dave, played offensive tackle at Texas (1975-77) and for the Denver Broncos for 10 seasons (1979-88)
- Uncle, Les, played offensive tackle for the Longhorns (1978-80) and center for the Kansas City Chiefs in 1982
- Born Kasey Whitfield Studdard in Denver, Colo.

### Studdard's Career Statistics:

- Games/ Starts: 2007: 3/0, 2008: 2/0, 2009: 16/14; 2010: 4/0; Total: 25/14.
- Tackles: 1 total; 2009 – 1.



## BEN TATE RUNNING BACK

Height: 5-11 | Weight: 220 | College: Auburn |  
 Hometown: Salisbury, Md. | 3rd NFL Season |  
 3rd with Texans | Age as of Kickoff Weekend 2012: 23 |  
 Acquired: D2-'10 (58th overall) | 2012 GP/GS: 0/0 |  
 Career GP/GS: 15/2 | Teams: Houston, 2010-12 |

# 44

**TRANSACTIONS:** Selected by Houston Texans in the second round (58th overall) of the 2010 NFL Draft... placed on injured reserve on Aug. 30, 2010.

**HONORS:**

- USA Today All-Joe Team (2011)

### 2011 (Houston 15/2):

- Ranked second on the team with 942 yards rushing in his first full season as a pro
- Made his NFL debut, rushing for 116 yards on 24 attempts and a touchdown vs. Indianapolis (9/11), the most rushing yards in a debut in Texans history
- Rushed for 103 yards on 23 attempts at Miami (9/18), becoming the first Texans running back and one of 11 running backs in NFL history to rush for over 100 yards in his first two appearances
- Rushed for 82 yards on 19 carries in his first career start at New Orleans (9/25)
- Had two carries for 20 yards vs. Pittsburgh (10/2) before leaving the game with a groin injury
- Carried nine times for 41 yards at Baltimore (10/16)
- Recorded his third 100-yard game of the season, rushing for 104 yards on 15 carries at Tennessee (10/23)
- Carried the ball five times for 42 yards (8.4 avg.) vs. Jacksonville (10/30)
- Named the Texans Offensive Player of the Game after rushing for 115 yards on 12 carries including a 27-yard touchdown run vs. Cleveland (11/6)
- Rushed 13 times for 63 yards and a touchdown at Tampa Bay (11/13)
- Had five carries for 26 yards (5.2 ypc) at Jacksonville (11/27)
- Carried the ball 11 times for 41 yards vs. Atlanta (12/4)
- Led the team in rushing with 67 yards on eight carries including a season-long of 44 yards at Cincinnati (12/11)
- Started the season finale vs. Tennessee (1/1/12) and rushed 16 times for 97 yards and a touchdown while also catching four passes for 24 yards
- Made his postseason debut, rushing for 37 yards on nine carries in AFC Wild Card Playoff vs. Cincinnati (1/7/12)

### 2010 (Houston 0/0):

- Missed the entire regular season after suffering a season-ending ankle injury in the first preseason game at Arizona (8/14)

### COLLEGE:

- Started 19-of-47 games at Auburn and gained 3,321 yards with 24 touchdowns on 678 carries (4.9 average), adding 53 receptions for 336 yards (6.3 average) and eight kickoff returns for 186 yards (23.3 average)
- Generated 3,843 all-purpose yards, an average of 81.8 yards per game
- Finished his career ranked fifth in school history in rushing yardage
- 678 carries were second only to Carnell Williams' 741 in Auburn annals
- 24 touchdown runs tied Brent Fullwood (1983-86) for sixth on the Tigers' career-record chart
- Average of 70.7 yards per game rushing ranked ninth in school history
- Earned second-team All-Southeastern Conference honors from the Associated Press and third-team accolades from the league's coaches as a senior in 2009
- Just the second player in school history (Tommy Lorino, 1956-58) to lead the team in rushing three-straight years
- Selected to the honorable mention Freshman All-American team by The Sporting News in 2006
- Redshirted in 2005
- Graduated in May 2009 with a degree in criminology

### PERSONAL:

- Attended Snow Hill (Md.) High School and set several Maryland state records, including most yards rushing in a season (2,886 as a junior) and career (5,920)
- Also set the state record for total offensive yards in a career with 6,123
- Gatorade State Player of the Year as a senior and a two-time consensus All-State pick
- Rushed 542 times for 5,920 yards (10.9 average) and 78 touchdowns in 37 career games played
- Son of Charlotte Green and Ben Tate Jr.

### Tate's 2011 Season Statistics

Date, Opp	GP	GS	Rush	Yds	Avg	Lg	TD	Rec	Yds	Avg	Lg	TD
9/11 vs. IND	1	0	24	116	4.8	18	1	0	0	--	0	0
9/18 @ MIA	1	0	23	103	4.5	16	0	4	32	8.0	13	0
9/25 @ NO	1	1	19	82	4.3	19	0	1	8	8.0	8	0
10/2 vs. PIT	1	0	2	20	10.0	20	0	0	0	--	0	0
10/9 vs. OAK	DID NOT PLAY											
10/16 @ BAL	1	0	9	41	4.6	12	0	0	0	--	0	0
10/23 @ TEN	1	0	15	104	6.9	24	0	0	0	--	0	0
10/30 vs. JAX	1	0	5	42	8.4	18	0	0	0	--	0	0
11/6 vs. CLE	1	0	12	115	9.6	27	1	0	0	--	0	0
11/13 @ TB	1	0	13	63	4.8	14	1	0	0	--	0	0
11/27 @ JAX	1	0	5	26	5.2	10	0	0	0	--	0	0
12/4 vs. ATL	1	0	11	41	3.7	13	0	0	0	--	0	0
12/11 @ CIN	1	0	8	67	8.4	44	0	3	30	10.0	14	0
12/18 vs. CAR	1	0	7	26	3.7	8	0	1	4	4.0	4	0
12/22 @ IND	1	0	6		-0.2	5	0	0	0	--	0	0
1/1 vs. TEN	1	1	16	97	6.1	56	1	4	24	6.0	9	0
<b>2011 Totals</b>	<b>15</b>	<b>2</b>	<b>175</b>	<b>942</b>	<b>5.4</b>	<b>56</b>	<b>4</b>	<b>13</b>	<b>98</b>	<b>7.5</b>	<b>14</b>	<b>0</b>

### Tate's Career Statistics

Year Team	G	GS	Rush	Yds	Avg	Lg	TD	Rec	Yds	Avg	Lg	TD
2010 Hou								RESERVE/INJURED				
2011 Hou	15	2	175	942	5.4	56	4	13	98	7.5	14	0
<b>NFL Totals</b>	<b>15</b>	<b>2</b>	<b>175</b>	<b>942</b>	<b>5.4</b>	<b>56</b>	<b>4</b>	<b>13</b>	<b>98</b>	<b>7.5</b>	<b>14</b>	<b>0</b>

### Tate's 2011 Season Highs

Rushing Yards	116	vs. Indianapolis (24 attempts), 9/11/11
Rushing Attempts	24	vs. Indianapolis (116 yards), 9/11/11
Rushing Touchdowns	1	three times, most recent: at Tampa Bay, 11/13/11
Rushing Long	44	at Cincinnati, 12/11/11
Receiving Yards	32	at Miami (4 attempts), 9/18/11
Receptions	4	twice, most recent: vs. Tennessee, 1/1/12
Receiving Long	13	at Miami, 9/18/11



## CODY WALLACE CENTER

# 70

Height: 6-4 | Weight: 310 | College: Texas A&M |  
 Hometown: Cuero, Texas | 3rd NFL Season |  
 1st with Texans | Age as of Kickoff Weekend 2012: 27 |  
 Acquired: FA-'11 | 2011 GP/GS: 0/0 | Career GP/GS: 1/0 | Teams: San Francisco, 2008-10; Detroit 2010; New York Jets 2010; Houston 2010-12 |

**TRANSACTIONS:** Signed with the Houston Texans on Jan. 4, 2011 after being added to the practice squad in Nov. 2010...Fourth-round (107<sup>th</sup> pick overall) draft choice by San Francisco in 2008, cut in 2010...Was part of Detroit and the New York Jets' practice squads in 2010 before being signed by the Lions on Oct. 20, 2010

### 2011 (Houston 0/0):

- Added to practice squad (9/22)

### 2010 (Houston 0/0, NY Jets 0/0, Detroit 0/0):

- Played on the practice squad for all three franchises
- Signed by Detroit (10/20) and was inactive for two games

### 2009 (San Francisco 1/0):

- Made NFL debut vs. Detroit (12/21)

### 2008 (San Francisco 0/0):

- Inactive for all 16 games

### COLLEGE:

- Three-year starter at center at Texas A&M
- Wallace redshirted his first season
- In his freshman (2004) season, he played in five games and was listed second at strong guard on the depth chart
- As a sophomore, Wallace started in all 11 games as a center, receiving SBC All-Big 12 honorable mention honors after the season
- Wallace continued to start as center in all 13 games during his junior season, helping the team produce 397.4 offensive yards per game, including a Big 12 record 206.8 rushing yards per game
- Named to the AT&T All-Big 12 Football Second Team
- Prior to his senior season, named to the Preseason All-Big 12 Football Team
- After the regular season in his senior year, he was named to the All-Big 12 Football First Team, and was awarded co-offensive lineman of the year
- He was also named a Rimington Trophy finalist

### PERSONAL:

- Attended Cuero High School in Cuero, Texas, lining up at offensive center tackle and guard during his career, in addition to playing on the defensive line as a senior, where he recorded 45 tackles
- Two-time Class 3A All-State gridiron selection and consensus Texas Top100 choice
- Registered more than 100 knockdown block in each of his junior and senior seasons
- Standout power-lifter, advancing to the state finals



## KEVIN WALTER WIDE RECEIVER

# 83

Height: 6-3 | Weight: 217 | College: Eastern Michigan |  
 Hometown: Vernon Hills, Ill. | 10th NFL Season |  
 7th with Texans | Age as of Kickoff Weekend 2012: 31 |  
 Acquired: RFA-'06 (Cincinnati) | 2012 GP/GS: 0/0 |  
 Career GP/GS: 136/79 | Teams: Cincinnati, 2003-05; Houston, 2006-12 |

**TRANSACTIONS:** Selected by New York Giants in seventh round (255th pick overall) of 2003 NFL draft... signed by Giants on June 16, 2003...claimed on waivers by Cincinnati Bengals on Aug. 26, 2003...waived by Bengals on Aug. 31, 2003...re-signed by Bengals to practice squad on Sept. 1, 2003...activated on Oct. 16, 2003...signed by Houston Texans on March 18, 2006.

### CAREER:

- Has played in 136 career games with 79 starts
- Career totals include 315 catches for 3,861 yards and 23 touchdowns
- Has also rushed 13 times for 82 yards
- Third on Texans all-time list in receiving yards (3,565) and receptions (285)

### 2011 (Houston 15/14):

- Caught one pass for 14 yards in the season opener vs. Indianapolis before leaving the game with a bruised collarbone
- Inactive at Miami (9/18) due to bruised collarbone
- Caught three passes for 35 yards, including a 20-yard touchdown reception at New Orleans (9/25)
- Had five receptions for a season-high 81 yards and a touchdown vs. Oakland (10/9)
- Made six catches for 52 yards at Baltimore (10/16)
- Led all Texans receivers with five receptions for 70 yards vs. Jacksonville (10/30)
- Named the Offensive Player of the Game with two catches for 15 yards at Jacksonville (11/27)
- Had a key 12-yard reception on third down that kept the game winning drive alive vs. Atlanta (12/4)
- Caught six passes for 76 yards including the game-winning touchdown pass from T.J. Yates with two seconds remaining to clinch the AFC South title at Cincinnati (12/11)
- Had two receptions for 26 yards vs. Carolina (12/18)
- Led the team with 47 yards receiving on three receptions at Indianapolis (12/22)
- Caught one pass for 11 yards in AFC Wild Card Playoff vs. Cincinnati (1/7/12)
- Had two receptions for 25 yards in AFC Divisional Playoff at Baltimore (1/15/12)

### 2010 (Houston 16/16):

- Started all 16 games catching 51 passes for 621 yards and five touchdowns
- Had two receptions for 29 yards and a touchdown in the season opener vs. Indianapolis (9/12)
- Caught 11 passes for 144 yards and a touchdown at Washington (9/19)
- Caught a touchdown pass for the third consecutive game and totaled 34 yards on four receptions vs. Dallas (9/26)
- Caught six passes for 90 yards and a touchdown at Jacksonville (11/14)
- Gained 57 yards on five receptions vs. Baltimore (12/13)
- Led the Texans receivers with seven receptions and 79 yards and a touchdown at Tennessee (12/19)
- Caught three passes for 54 yards in the season finale vs. Jacksonville (1/2/11)

### 2009 (Houston 14/14):

- Started the final 14 games of the season, catching 53 passes for 611 yards and two touchdowns
- Made his first start of the season vs. Jacksonville (9/27) and led the team in receiving with 96 yards on seven receptions, along with one rush for 11 yards
- Also scored his first touchdown of the season on a 9-yard reception in the second quarter
- Started at wide receiver and caught one pass for 41 yards vs. Oakland (10/4)
- Made five receptions for 67 yards at Indianapolis (11/8)
- Played in his 100th career game and caught four passes for 27 yards vs. Tennessee (11/23)
- Tied for the team lead with seven catches for a game-high 73 yards vs. Indianapolis (11/29)
- Made four receptions for 54 yards and two first downs at Jacksonville (12/6)
- Caught four passes for 42 yards and a touchdown at St. Louis (12/20)

### 2008 (Houston 16/16):

- Started in all 16 games for the first time in his career
- Finished the season with 60 receptions for 899 yards and eight touchdowns
- Eight scoring catches tied the team record and tied for third-most in the AFC
- Teamed with Andre Johnson to become the most productive receiving tandem in the NFL with a combined 2,474 yards
- Caught three passes for 41 yards, including a touchdown pass from QB Matt Schaub in the fourth quarter at Pittsburgh (9/7)
- Finished with eight catches for 76 yards along with a career-high two touchdowns at Jacksonville (9/28)
- Caught four passes for 98 yards vs. Miami (10/12)
- Caught five passes for 70 yards and two touchdowns vs. Cincinnati (10/26)
- Caught four passes for 85 yards, including a 60-yard touchdown vs. Baltimore (11/9)
- Caught three passes for 79 yards, including a career-long 61-yard catch in the first quarter at Indianapolis (11/16)
- Caught his seventh touchdown pass of the season and the 13th of his career at Cleveland (11/23)
- Caught six passes for 146 yards and one touchdown at Green Bay (12/7)
- His 58-yard touchdown catch in the first quarter was his eighth of the season, tying the franchise single-season record set by WR Andre Johnson in 2007
- That catch also put him over 2,000 yards in his career

### 2007 (Houston 16/15):

- Started 15 of 16 games and caught a career-high 65 passes for 800 yards and five touchdowns
- Was the only Texans receiver to start more than 10 games in 2007
- Tied a team record with 12 receptions in one game
- One of three Texans to have 800-plus receiving yards on the season
- Started at Carolina (9/16), recovered a fumbled kickoff in the end zone for his first Texans touchdown
- Started at Jacksonville (10/14), had 12 receptions for 160 yards, which tied Andre Johnson's Texans record for receptions in a game
- Started at wide receiver vs. Tennessee (10/21) and made six receptions for 97 yards, his second-highest receiving total of the season, and his first receiving touchdown as a Texan
- Started at Cleveland (11/25) and made six receptions for 65 yards and a touchdown
- Started at Indianapolis (12/23) and had four receptions for 69 yards

### 2006 (Houston 16/2):

- Played in all 16 games, starting two, in his first season as a Texan
- Saw the majority of his action on special teams and played sparingly as reserve wide receiver
- Caught 17 passes for 160 yards with a long reception of 15 yards
- Made his first start of the season at WVR vs. Miami (10/1) and caught a season-high three passes for 25 yards, with a long gain of 10 yards
- Caught two passes for 22 yards, including a 13-yard reception on the Texans touchdown drive in the fourth quarter at New York Jets (11/26)

### 2005 (Cincinnati 16/2):

- Played in all 16 games for the second consecutive year
- Made 19 receptions for 211 receiving yards and one touchdown
- Contributed 17 special teams tackles
- Caught four passes for 47 yards and touchdown at Cleveland (9/11)
- Had a season-high 65 receiving yards on four catches at Tennessee (10/16)

### 2004 (Cincinnati 16/0):

- Played in all 16 games for the first time in his career with no starts
- Caught eight balls for 67 yards
- Finished fifth on the team with 14 special teams tackles
- Caught two passes for 23 yards, including a long of 18 yards in his first two-catch game of his career at Washington (11/14)

### 2003 (Cincinnati 11/0):

- Played in 11 games with no starts
- Joined the Bengals after being released by the New York Giants at the end of training camp
- Spent the first five games on the practice squad
- Caught three passes for 18 yards
- Made NFL debut and had one special teams tackle vs. Baltimore (10/19)
- First career reception of nine yards at San Diego (11/23).

### COLLEGE:

- Left Eastern Michigan with school records for receptions with 211, receiving yards with 2,838 and touchdown catches with 20
- Made at least one catch in each of his last 34 games
- Earned first-team All-MAC honors as a senior with 93 receptions for 1,368 receiving yards, which were both school single-season records

### PERSONAL:

- Married to Caroline
- Attended Libertyville (Ill.) High School, where he lettered three times in football and was named first-team all-state as a senior
- General business major at Eastern Michigan
- Hometown is Vernon Hills, Ill., located just outside of Chicago
- Born Kevin Patrick Walter



## WALTER, KEVIN

### Walter's 2011 Season Statistics

Date, Opp	GP	GS	Rush	Yds	Avg	Lg	TD	Rec	Yds	Avg	Lg	TD
9/11 vs. IND	1	1	0	0	--	0	0	1	14	14.0	14	0
9/18 @ MIA								INACTIVE				
9/25 @ NO	1	1	0	0	--	0	0	3	35	11.7	20	1
10/2 vs. PIT	1	0	0	0	--	0	0	0	0	--	0	0
10/9 vs. OAK	1	1	0	0	--	0	0	5	81	16.2	41	1
10/16 @ BAL	1	1	0	0	--	0	0	6	52	8.7	20	0
10/23 @ TEN	1	1	0	0	--	0	0	3	35	11.7	20	0
10/30 vs. JAX	1	1	0	0	--	0	0	5	70	14.0	25	0
11/6 vs. CLE	1	1	0	0	--	0	0	1	5	5.0	5	0
11/13 @ TB	1	1	0	0	--	0	0	1	6	6.0	6	0
11/27 @ JAX	1	1	0	0	--	0	0	2	15	7.5	8	0
12/4 vs. ATL	1	1	0	0	--	0	0	1	12	12.0	12	0
12/11 @ CIN	1	1	0	0	--	0	0	6	76	12.7	19	1
12/18 vs. CAR	1	1	0	0	--	0	0	2	26	13.0	19	0
12/22 @ IND	1	1	0	0	--	0	0	3	47	15.7	29	0
1/1 vs. TEN	1	1	0	0	--	0	0	0	0	0.0	0	0
<b>2011 Totals</b>	<b>15</b>	<b>14</b>	<b>0</b>	<b>0</b>	<b>0.0</b>	<b>0</b>	<b>0</b>	<b>39</b>	<b>474</b>	<b>12.2</b>	<b>41</b>	<b>3</b>

### Walter's Career Statistics

Year	Team	G	GS	Rush	Yds	Avg	Lg	TD	Rec	Yds	Avg	Lg	TD
2003	CIN	11	0	0	0	--	0	0	3	18	6.0	9	0
2004	CIN	16	0	0	0	--	0	0	8	67	8.4	18	0
2005	CIN	16	2	0	0	--	0	0	19	211	11.1	33	1
2006	HOU	16	2	1	3	3.0	3	0	17	160	9.4	15	0
2007	HOU	16	15	5	30	6.0	13	0	65	800	12.3	46	4
2008	HOU	16	16	3	23	7.7	13	0	60	899	14.9	61	8
2009	HOU	14	14	4	26	6.5	11	0	53	611	11.5	41	2
2010	HOU	16	16	0	0	--	0	0	51	621	12.2	35	5
2011	HOU	15	14	0	0	--	0	0	39	474	12	41	3
<b>NFL Totals</b>		<b>136</b>	<b>79</b>	<b>13</b>	<b>82</b>	<b>5.8</b>	<b>13</b>	<b>0</b>	<b>315</b>	<b>3,861</b>	<b>10.9</b>	<b>61</b>	<b>23</b>

### Walter's Season Highs

Receptions	6	twice, most recent: at Cincinnati, 12/11/11
Receiving Yards	81	vs. Oakland, 10/9/11
Receiving Long	41	vs. Oakland, 10/9/11
Touchdowns	1	three times, most recent: at Cincinnati, 12/11/11

### Walter's Career Highs

Receptions	12	at Jacksonville, 160 yards, 10/14/07
Receiving Yards	160	at Jacksonville, 12 receptions, 10/14/07
Receiving Long	61	at Indianapolis, 11/16/08
Touchdowns	2	twice, most recent: vs. Cincinnati, 10/26/08

### Additional Statistics

Special Teams Tackles: 33 total; 2003 – 3, 2004 – 11, 2005 – 10, 2006 – 8, 2007 – 1.  
Tackles: 12 total; 2006 – 2, 2007 – 3, 2008 – 4, 2009 – 1; 2011 – 2.



## J.J. WATT DEFENSIVE END

Height: 6-5 | Weight: 288 | College: Wisconsin |  
 Hometown: Pewaukee, Wisc. | 2nd NFL Season |  
 2nd with Texans | Age as of Kickoff Weekend 2012: 23 |  
 Acquired: D1, 2011 (11th overall) | 2012 GP/GS: 0/0 |  
 Career GP/GS: 16/16 | Teams: Houston, 2011-12 |

# 99

**TRANSACTIONS:** Selected by Houston Texans in the first round (11th overall) of the 2011 NFL Draft... signed by Texans on July 31, 2011.

### HONORS:

- Team Rookie of the Year (2011)
- Pro Football Weekly/PFWA All-Rookie Team (2011)
- USA Today All-Joe Team (2011)

### 2011 (Houston 16/16):

- Recorded one fumble recovery, one quarterback pressure and five solo tackles in the season opener vs. Indianapolis (9/11)
- Blocked a field goal and recorded four tackles (three solo) at Miami (9/18)
- Recorded his first career sack to go along with four solo tackles at New Orleans (9/25)
- Recorded three solo tackles and recorded his second sack of the season when he brought down Matt Hasselbeck for a loss of 12 yards at Tennessee (10/23)
- Was second on the team with five solo tackles vs. Jacksonville (10/30)
- Recovered a fumble and had three tackles (two solo) vs. Cleveland (11/6)
- Had three solo tackles and assisted on a sack with Connor Barwin at Tampa Bay (11/13)
- Sacked Blaine Gabbert twice and had seven tackles at Jacksonville (11/27)
- Tied a season-high with seven tackles (five solo) including one for a loss vs. Carolina (12/18)
- Recorded five solo tackles including a sack of Dan Orlovsky for an 8-yard loss while also breaking up three passes at Indianapolis (12/22)
- Tied for the team lead with 3.5 sacks and ranked third on the team with 14 tackles in the postseason
- Intercepted a pass in the second quarter and returned it 29 yards for a touchdown to go along with a sack of Andy Dalton for a 7-yard loss in AFC Wild Card Playoff vs. Cincinnati (1/7/12)
- Recorded game-high 12 tackles (nine solo) and 2.5 sacks for a loss of 22 yards in AFC Divisional Playoff at Baltimore (1/15/12)

### COLLEGE:

- Started all 26 games he played in for the Badgers at strong-side defensive end, recording 106 tackles (74 solos) with 11.5 sacks for minus 75 yards, 36.5 stops for losses of 144 yards and 28 quarterback pressures
- Recovered five fumbles (one with Central Michigan) and caused four others, blocked four kicks and deflected 13 passes
- All-American first-team selection by The NFL Draft Report, earning second-team honors from the Associated Press and Sports Illustrated and consensus All-Big Ten Conference first-team choice
- Recipient of the Lott IMPACT Trophy and was also named Lott IMPACT Player of the Week for his performance vs. Ohio State
- Started all 13 games in 2010 at strong-side defensive end, finishing second on the team with 62 tackles (42 solos) while leading the Badgers with seven sacks for minus 56 yards, finishing third nationally with 21.0 stops for losses totaling 91 yards
- Blocked three kicks and deflected eight passes and intercepted another for a 15-yard return
- Sophomore All-American and second-team All-Big Ten Conference selection by The NFL Draft Report in 2009, earning All-Big Ten honorable mention from the league's coaches and media and also chosen Academic All-Big Ten

### PERSONAL:

- Life sciences communication major, earning Academic All-Big Ten Conference honors
- Attended Pewaukee (Wisc.) High School and earned All-Woodland Conference, All-Area and All-Parkland County honors as a senior while garnering All-State accolades
- Received Woodland Conference Player of the Year recognition in 2006

### Watt's 2011 Season Statistics

Date, Opp	G		Tackles					Interceptions				Fumbles				
	G	GS	Tot	Solo	Asst	Sk	Yds	No	Yds	Lg	TD	PD	FF	FR	Yds	TD
9/11 vs. IND	1	1	5	5	0	0.0	0.0	0	0	0	0	0	0	1	2	0
9/18 @ MIA	1	1	4	3	1	0.0	0.0	0	0	0	0	0	0	0	0	0
9/25 @ NO	1	1	4	4	0	1.0	9.0	0	0	0	0	0	0	0	0	0
10/2 vs. PIT	1	1	1	1	0	0.0	0.0	0	0	0	0	0	0	0	0	0
10/9 vs. OAK	1	1	1	1	0	0.0	0.0	0	0	0	0	0	0	0	0	0
10/16 @ BAL	1	1	3	3	0	0.0	0.0	0	0	0	0	0	0	0	0	0
10/23 @ TEN	1	1	3	3	0	1.0	12.0	0	0	0	0	0	0	0	0	0
10/30 vs. JAX	1	1	5	5	0	0.0	0.0	0	0	0	0	0	0	0	0	0
11/6 vs. CLE	1	1	3	2	1	0.0	0.0	0	0	0	0	0	0	1	0	0
11/13 @ TB	1	1	6	6	0	0.5	3.5	0	0	0	0	0	0	0	0	0
11/27 @ JAX	1	1	7	5	2	2.0	15.0	0	0	0	0	1	0	0	0	0
12/4 vs. ATL	1	1	0	0	0	0.0	0.0	0	0	0	0	0	0	0	0	0
12/11 @ CIN	1	1	4	3	1	0.0	0.0	0	0	0	0	0	0	0	0	0
12/18 vs. CAR	1	1	7	5	2	0.0	0.0	0	0	0	0	0	0	0	0	0
12/22 @ IND	1	1	5	5	0	1.0	8.0	0	0	0	0	3	0	0	0	0
1/1 vs. TEN	1	1	1	1	0	0.0	0.0	0	0	0	0	0	0	0	0	0
<b>2011 Totals</b>	<b>16</b>	<b>16</b>	<b>59</b>	<b>52</b>	<b>7</b>	<b>5.5</b>	<b>47.5</b>	<b>0</b>	<b>0</b>	<b>0</b>	<b>0</b>	<b>4</b>	<b>0</b>	<b>2</b>	<b>2</b>	<b>0</b>

### Watt's 2011 Season Highs

Tackles	7	twice, most recent: vs. Carolina, 12/18/11
Fumble Recoveries	1	twice, most recent: vs. Cleveland, 11/6/11
Sacks	2	at Jacksonville (B. Gabbert), 11/27/11





## JON WEEKS LONG SNAPPER

# 46

Height: 5-10 | Weight: 242 | College: Baylor |  
 Hometown: Bethpage, N.Y. | 3rd NFL Season |  
 3rd with Texans | Age as of Kickoff Weekend 2012: 26 |  
 Acquired: FA-'10 | 2012 GP/GS: 0/0 |  
 Career GP/GS: 30/0 | Teams: Houston, 2010-12 |

**TRANSACTIONS:** Signed by Houston Texans on April 28, 2010.

**CAREER:**

- Signed with the Texans during the 2010 offseason and made the roster out of training camp
- Played in 32 career games

**2011 (Houston 16/0):**

- Served as long snapper on extra points, field goal and punts for all 16 games of the season
- Helped K Neil Rackers set team records for field goals made (32) and points in a season (135)
- Helped rookie P Brett Hartmann set a team record with a 44.4 gross punt average
- Made his postseason debut and saw action on special teams in AFC Wild Card Playoff vs. Cincinnati (1/7/12)

**2010 (Houston 16/0):**

- Served as long snapper on extra points, field goal and punts in all 16 contests
- Efforts helped kicker Neil Rackers convert 27-of-30 field goal attempts and 43-of-43 extra point opportunities while tying Kris Brown's Texans record for 124 points in a season
- Made his professional debut long snapping in the season opener vs. Indianapolis (9/12)
- Snapped on punt/field goal attempts at Washington (9/19) including Rackers' game-winning 35-yard field goal
- Reached 125 consecutive perfect snaps with seven successful long snaps at Tennessee (12/19)
- Contributed to Rackers hitting all three field goal attempts including a career long of 57 yards at Denver (12/26)

**COLLEGE:**

- Originally attended Baylor as an invited walk-on
- Earned a scholarship after his freshman season
- Was discovered at a special teams camp by the Baylor special teams coach
- Snapped for two-time Ray Guy Award winner and current Pittsburgh Steelers P Daniel Sepulveda
- Handled the long-snapping chores for the Bears from 2004-07 and earned four varsity letters

**PERSONAL:**

- An all-region offensive and defensive lineman for Mountain Ridge (Glendale, Ariz.) High School.
- Two-way player of the year selection
- Friday Night Fever Defensive Line Player of the Year
- Received the Curley Culp Award as Arizona's best defensive lineman
- Mountain Ridge recorded four straight winning records during his prep career and captured regional titles in both 2000 and 2002
- Mountain Lions went 24-2 during Weeks' last two seasons, which included a 14-1 mark and a state semifinal appearance as a junior in 2002

**Additional Statistics**

- Kick/Punt Snap Attempts (K/P - failed att.): 2010: 133; (70/63 - 0); 2011: 159 (78/81 - 1); Career: 292 (148/144 - 1)
- Special Teams Tackles: Total: 3; 2011: 0; 2010: 3



## TORRI WILLIAMS

### FREE SAFETY

Height: 6-2 | Weight: 210 | College: Purdue |  
 Hometown: Cedar Park, Texas | 1st NFL Season |  
 1st with Texans | Age as of Kickoff Weekend 2012: 26 |  
 Acquired: CFA-'10 | 2012 GP/GS: 0/0 |  
 Career GP/GS: 0/0 | Teams: Houston, 2012 |

# 42

**TRANSACTIONS:** Signed by the Houston Texans as an undrafted free agent on May 7, 2010....Released by Texans on September 4, 2010...Signed to practice squad on September 6, 2010...Signed to Texans active roster from practice squad on November 13, 2010

**2011 (Houston 0/0):**

- Signed by Texans to the practice squad (10/19)

**2010 (Houston 1/0):**

- Spent the first eight games of the season on the practice squad before being promoted to the active roster (11/13)
- Inactive at Jacksonville (11/14) and at the New York Jets (11/21)
- Made his professional debut on special teams vs. Tennessee (11/28)
- Was placed on injured reserve after injuring his hamstring (12/1)

**COLLEGE:**

- Two-time all-conference pick at Purdue
- Played in 41 games with 25 starts for the Boilermakers
- Granted a sixth year of eligibility by the NCAA in 2009 and was voted a team co-captain
- Honorable mention All-Big Ten selection for the second straight season
- Led the team with 84 tackles, including 54 solos, and had two interceptions, eight passes defended, one forced fumble, two fumble recoveries and 1.5 tackles for loss
- Started all 12 games in 2008 and earned honorable mention All-Big Ten honors from the coaches and media
- Shared team lead with two interceptions, two forced fumbles and one fumble recovery
- Ranked second on the squad with 83 tackles and third with six passes defended
- Appeared in seven games in 2007 and finished the season with 17 tackles, including 1.5 for loss and one sack, along with two interceptions, one pass breakup and one forced fumble
- Started the season opener in 2006 but suffered a season-ending injury in the third quarter
- Missed the 2005 season due to a broken leg suffered in spring practice
- Appeared in nine games as reserve and on special teams in 2004...had 14 tackles, including one sack, one interception and one pass breakup
- Organizational leadership and supervision major

**PERSONAL:**


- Attended Leander (Texas) High School
- All-Central Texas and unanimous first team all-district selection as senior after catching 79 passes for 1,841 yards (23.3 average) and 14 touchdowns to go along with four interceptions

**Williams' 2011 Season Statistics**

Date, Opp	Tackles					Interceptions					Fumbles					
	G	GS	Tot	Solo	Asst	Sk	Yds	No	Yds	Lg	TD	PD	FF	FR	Yds	TD
9/11 vs. IND																
9/18 @ MIA																
9/25 @ NO																
10/2 vs. PIT																
10/9 vs. OAK																
10/16 @ BAL																
10/23 @ TEN																
10/30 vs. JAX																
11/6 vs. CLE																
11/13 @ TB																
11/27 @ JAX																
12/4 vs. ATL																
12/11 @ CIN																
12/18 vs. CAR																
12/22 @ IND																
1/1 vs. TEN																
<b>2011 Totals</b>	<b>0</b>	<b>0</b>	<b>0</b>	<b>0</b>	<b>0</b>	<b>0.0</b>	<b>0.0</b>	<b>0</b>	<b>0</b>	<b>0</b>	<b>0</b>	<b>0</b>	<b>0</b>	<b>0</b>	<b>0</b>	<b>0</b>

**Williams' Career Statistics**

Year Team	Tackles					Interceptions					Fumbles					
	G	GS	Tot	Solo	Asst	Sk	Yds	No	Yds	Lg	TD	PD	FF	FR	Yds	TD
2010 HOU	1	0	0	0	0	0.0	0.0	0	0	0	0	0	0	0	0	0
2011 HOU																
<b>NFL Totals</b>	<b>1</b>	<b>0</b>	<b>0</b>	<b>0</b>	<b>0</b>	<b>0.0</b>	<b>0.0</b>	<b>0</b>	<b>0</b>	<b>0</b>	<b>0</b>	<b>0</b>	<b>0</b>	<b>0</b>	<b>0</b>	<b>0</b>



## T.J. YATES QUARTERBACK

Height: 6-4 | Weight: 220 | College: North Carolina |  
 Hometown: Marietta, Ga. | 2nd NFL Season |  
 2nd with Texans | Age as of Kickoff Weekend 2012: 25 |  
 Acquired: D5b, 2011 (152nd overall) | 2012 GP/GS: 0/0 |  
 Career GP/GS: 6/5 | Teams: Houston, 2011-12 |

# 13

**TRANSACTIONS:** Selected by Houston Texans in the fifth round (152nd overall) in the 2011 NFL Draft... signed by the Texans on July 31, 2011.

### HONORS:

- NFL Rookie of the Week (Week 14, 2011)

### 2011 (Houston 6/5):

- Inactive for first 10 games of the season
- Made his professional and Texans debut at quarterback in place of an injured Matt Leinart and completed 8-of-15 passes for 70 yards at Jacksonville (11/27)
- Made his first career start, completing 12-of-25 passes for 188 yards including his first career touchdown pass, a 3-yard completion to Joel Dreessen, vs. Atlanta (12/4)
- Completed 26-of-44 passes for 300 yards and two touchdowns at Cincinnati (12/11)
- Led two 80-plus yard drives in the fourth quarter including throwing a 6-yard touchdown pass to Kevin Walter with two seconds remaining to complete the comeback that clinched the AFC South Division title against the Bengals
- Earned NFL Rookie of the Week honors for his performance in Cincinnati in Week 14
- Completed his first eight pass attempts and finished the game 19-of-30 for 212 yards with no touchdowns and two interceptions vs. Carolina (12/18)
- Completed 13-of-16 passes for 132 yards and a 101.0 passer rating at Indianapolis (12/22)
- Started for the fifth time and completed all four of his pass attempts for 47 yards before leaving the game early in the first quarter vs. Tennessee (1/1/12)
- Made his postseason debut where he completed 11-of-20 passes for 159 yards, including a 40-yard touchdown pass to Andre Johnson in AFC Wild Card Playoff vs. Cincinnati (1/7/12)
- Completed 17-of-35 passes for 184 yards and threw three interceptions in AFC Divisional Playoff at Baltimore (1/15/12)

### COLLEGE:

- Threw for 9,377 yards (208.4 average per game), 58 touchdowns and 46 interceptions for his career
- Set 37 Tar Heel records, including single-game, single-season and career records for pass completions and yards
- Became the only Tar Heel to throw for 3,000 yards in a season and 400 yards in three separate games
- The most accurate passer in UNC history, completing 795-of-1,277 attempts (62.3 percent)
- Completed 282-of-422 attempts in 2010 for career highs of 3,418 yards and 19 touchdowns to go along with nine interceptions
- Completed 23-of-39 attempts for 234 yards, one touchdown and one interception in Carolina's 30-27 double-overtime victory over Tennessee in the Music City Bowl in 2010
- Finished 2009 with 2,136 yards and 14 touchdowns on 214-for-355 passing
- 2,136 yards ranked eighth all-time on UNC's single-season list
- Played in seven games and started six in 2008 and passed for 1,168 yards and 11 touchdowns to just four interceptions on the season
- Completed 60 percent (81-135) of his passes
- Suffered a non-displaced fracture to his left ankle against Virginia Tech and missed the next five games
- Returned to the starting line-up against NC State and started the final regular season game at Duke and the bowl game vs. West Virginia
- Communications major

### PERSONAL:


- Attended Pope High School
- Completed 160 of 289 passes (57 percent) for 2,305 yards and 17 touchdowns as a senior, his only year on the football team
- Rushed for 292 yards and seven scores and punted 34 times for 1,237 yards (36.8 avg.) with a long of 68
- Named first-team all-region and the Cobb County Touchdown Club Offensive Player of the Year
- Earned Atlanta Metro First-Team All-Area honors
- Also played basketball and averaged 18 points, six rebounds and six assists at small forward

### Yates' 2011 Season Statistics

Date, Opp	GP	GS	Att	Cmp	Pct	Yds	Yd/Att	TD	Int	Lg	Sk	Lst	Rate
9/11 vs. IND								INACTIVE					
9/18 @ MIA								INACTIVE					
9/25 @ NO								INACTIVE					
10/2 vs. PIT								INACTIVE					
10/9 vs. OAK								INACTIVE					
10/16 @ BAL								INACTIVE					
10/23 @ TEN								INACTIVE					
10/30 vs. JAX								INACTIVE					
11/6 vs. CLE								INACTIVE					
11/13 @ TB								INACTIVE					
11/27 @ JAX	1	0	15	8	53.3	70	4.7	0	0	24	0	0	0.0
12/4 vs. ATL	1	1	25	12	48.0	188	7.5	1	0	50	3	13	0.0
12/11 @ CIN	1	1	44	26	59.1	300	6.8	2	1	27	5	32	0.0
12/18 vs. CAR	1	1	30	19	63.3	212	7.1	0	2	25	2	4	0.0
12/22 @ IND	1	1	16	13	81.3	132	8.3	0	0	29	4	20	0.0
1/1 vs. TEN	1	1	4	4	100.0	47	11.8	0	0	15	1	5	0.0
<b>2011 Totals</b>	<b>6</b>	<b>5</b>	<b>134</b>	<b>82</b>	<b>61.2</b>	<b>949</b>	<b>7.1</b>	<b>3</b>	<b>3</b>	<b>50</b>	<b>15</b>	<b>74</b>	<b>0.0</b>

### Yates' 2011 Season Highs

Attempts	44	at Cincinnati, 12/11/11
Completions	26	at Cincinnati, 12/11/11
Passing Yards	300	at Cincinnati, 12/11/11
Passing Long	50	vs. Atlanta, 12/4/11
Touchdowns	2	at Cincinnati, 12/11/11
Interceptions	2	vs. Carolina, 12/18/11
Passer Rating	115.6	vs. Tennessee, 1/1/12
Rushing Yards	36	at Cincinnati (5 attempts), 12/11/11
Rushing Long	17	at Cincinnati, 12/11/11



## LOGAN BROCK TIGHT END

Height: 6-3 | Weight: 244 | College: TCU |  
 Hometown: Copperas Cove, Texas | Rookie |  
 1st with Texans | Age as of Kickoff Weekend 2012: 23 |  
 Acquired: CFA-'11 | 2012 GP/GS: 0/0 |  
 Career GP/GS: 0/0 | Teams: Houston, 2012 |

# 85


**TRANSACTIONS:** Signed with Houston Texans on May 14, 2012.

### COLLEGE:

- Started 16-of-51 games in his college career, catching 22 passes for 303 yards and five touchdowns
- Honorable mention All-Mountain West selection during his senior year when he caught 11 passes for 126 yards and three touchdowns
- Made an appearance in all 13 games, including eight starts at tight end
- Had a career-long 38-yard reception vs. UNLV in his final regular season game
- Started 5-of-13 games as a junior, catching six passes for 110 yards and two touchdowns
- Made three starts while appearing in 12 games and led all tight ends with five receptions for 67 yards
- Saw action in all 13 games as a redshirt freshman
- Sat out his first season at TCU as a redshirt

### PERSONAL:

- Majored in business
- Totaled 35 receptions for 500 yards and six touchdowns in his prep career at Copperas Cove High School
- Served as a team captain and player representative during his senior season when he earned All-state honors
- Was named first-team all-district during his junior and senior season
- Also lettered in baseball, basketball and track & field in high school



## KEITH BROWNER OUTSIDE LINEBACKER

Height: 6-4 | Weight: 276 | College: California |  
 Hometown: Los Angeles, Calif. | Rookie |  
 1st with Texans | Age as of Kickoff Weekend 2012: 24 |  
 Acquired: CFA-'12 | 2012 GP/GS: 0/0 |  
 Career GP/GS: 0/0 | Teams: Houston, 2012 |

# 65

**TRANSACTIONS:** Signed with Houston Texans on May 14, 2012.

### COLLEGE:

- Played in 38 games over his final three seasons with 10 starts, playing both linebacker and defensive end
- Recorded 41 tackles with 4.5 tackles for loss, 2.0 sacks, a forced fumble, a fumble recovery and two pass breakups
- Played in all 12 games with nine starts during his senior season, recording 28 tackles, 1.0 sack and a forced fumble
- Had a career-high eight tackles at USC in his final season
- Saw action in the 13 contests during his junior season, including the first start of his career at outside linebacker in the regular-season finale at Washington
- Made his collegiate debut vs. Louisiana Tech in 2007 after redshirting the 2006 season

### PERSONAL:

- Prepstar All-America selection at defensive end at Dorsey High School (Los Angeles, Calif.)
- Played on an 11-3 team and City of Los Angeles semifinalist as a senior
- Credited with 21.0 sacks, eight fumble recoveries and six forced fumbles over the last two seasons of his prep career
- Recorded 12.0 sacks as a senior
- Father, Keith Sr., was a standout outside linebacker at USC and played in the NFL with the Tampa Bay Buccaneers, Los Angeles Raiders, San Francisco 49ers and San Diego Chargers



## D.J. BRYANT OUTSIDE LINEBACKER

Height: 6-3 | Weight: 248 | College: James Madison |  
 Hometown: Baltimore, Md. | Rookie |  
 1st with Texans | Age as of Kickoff Weekend 2012: 23 |  
 Acquired: CFA-'12 | 2012 GP/GS: 0/0 |  
 Career GP/GS: 0/0 | Teams: Houston, 2012 |

# 63

**TRANSACTIONS:** Signed with Houston Texans on May 14, 2012.

### COLLEGE:

- Started 27-of-41 career games at defensive end compiling 118 total tackles, 12.5 sacks, one interception and a fumble recovery
- Named First-Team All-CAA during his senior season after leading the Dukes with seven sacks
- Had career-high eight tackles, including 1.5 for a loss in home opener against Central Connecticut State in 2011
- Started six-of-11 games during his junior year, recording 34 tackles on the season while tying for the team lead with 2.5 sacks
- Returned a blocked punt for a touchdown against William and Mary during his junior campaign
- Played in all 11 games as a sophomore with nine starts finishing the year 32 tackles, 4.5 sacks and one interception
- Appeared in six games as a freshman

### PERSONAL:

- Three-year starter and two-time All-County defensive end and wide receiver at Randallstown (Randallstown, Md.)
- Had 45 receptions for 890 yards and 15 touchdowns as a senior, 30 catches for 475 yards and eight touchdowns as a junior and 20 catches for 450 yards and six touchdowns as a sophomore
- Had 6.5 quarterback sacks as a sophomore and 12.5 as a junior
- All-Metro in basketball and was on three state title teams.
- Kinesiology major with a sports management concentration



## HEBRON FANGUPO DEFENSIVE TACKLE

Height: 6-0 | Weight: 324 | College: Brigham Young |  
 Hometown: Santa Ana, Calif. | Rookie |  
 1st with Texans | Age as of Kickoff Weekend 2012: 27 |  
 Acquired: CFA-'12 | 2012 GP/GS: 0/0 |  
 Career GP/GS: 0/0 | Teams: Houston, 2012 |

# 73


**TRANSACTIONS:** Signed with Houston Texans on May 14, 2012.

### COLLEGE:

- Played in all 13 games including 10 starts in his senior season at BYU
- Named to Phil Steel All-Independent Second Team and FBS All-Independent Honorable Mention
- Recorded 26 tackles, three quarterback hurries and two pass breakups
- Attended USC in 2009 and 2010 after attending Mt. San Antonio College from 2007-08
- Made All-Mission Conference first team while making 24 tackles and two sacks
- Super Prep JUCO 100 and All-Central Conference second team after recording 47 tackles, six sacks, two forced fumbles and two fumble recoveries

### PERSONAL:

- Prepped at Santa Ana High School (Santa Ana, Calif.) where he was named 2003 All-CIF Division IX First Team as a senior
- Served in the Philippines Manila Mission for the LDS church
- Majored in sociology



## JONATHAN GRIMES RUNNING BACK

# 43

Height: 5-10 | Weight: 207 | College: William & Mary |  
 Hometown: Willingboro, N.J. | Rookie |  
 1st with Texans | Age as of Kickoff Weekend 2012: 22 |  
 Acquired: CFA-'12 | 2012 GP/GS: 0/0 |  
 Career GP/GS: 0/0 | Teams: Houston, 2012 |


**TRANSACTIONS:** Signed with Houston Texans on May 14, 2012.

### COLLEGE:

- William & Mary's all-time leader in rushing yards (4,541), all-purpose yards (7,955), kickoff return yards (2,289) and rushing attempts (936)
- Most decorated player in Colonial Athletic Association history with 11 all-conference honors
- Led nation in all-purpose yards per game as a senior with 228.2 yards per game
- First-team All-America selection by the Associated Press and the Collegiate Sporting News his senior season after ranking sixth in the nation with 130.1 rushing yards per game.
- Rushed for more than 130 yards in six of eight conference games, highlighted by three consecutive 200+ yard games to close out the season

### PERSONAL:

- Four-year letterman at tailback and defensive back at Paul VI Catholic High School (Fairfax, Va.)
- Named to All-State squad and honored as the All-South Jersey Running Back of the Year in 2007 after running for a single-season school record 1,925 yards and 33 touchdowns
- A three-time letter winner as a forward in basketball and four-time letter winner in track as a triple-jumper and high-hurdler



## DAVID HUNTER NOSE TACKLE

# 72

Height: 6-2 | Weight: 306 | College: Houston |  
 Hometown: Houston, Texas | Rookie |  
 1st with Texans | Age as of Kickoff Weekend 2012: 22 |  
 Acquired: CFA-'12 | 2012 GP/GS: 0/0 |  
 Career GP/GS: 0/0 | Teams: Houston, 2012 |

**TRANSACTIONS:** Signed with Houston Texans on May 14, 2012.

### COLLEGE:

- Saw action in 52 career games at defensive tackle for the University of Houston
- Recorded 163 tackles in his four years including 7.0 sacks, while forcing two fumbles and four fumble recoveries
- Played in all 14 games as a senior, compiling 39 tackle and blocking one field goal
- Named Conference USA Defensive Player of the Week in Sept. 2009 after recording five tackles, one sack, two forced fumbles and one fumble recovery vs. Texas Tech
- Recorded a career high eight tackles vs. Southern Miss
- Made his first career start vs. Air Force during his freshman campaign in 2008

### PERSONAL:

- A unanimous First-Team All-District pick as a senior at Waller High School (Waller, Texas)
- Helped lead the Bulldogs to a 10-3 mark in 2007 and a 10-4 record in 2008
- Regional qualifier in track, participating in the shot put
- Member of the National Honor Society and was a Texas Scholar
- Majored in retailing and consumer science



## JERRELL JACKSON RUNNING BACK

# 89

Height: 6-0 | Weight: 192 | College: Missouri |  
 Hometown: Houston, Texas | Rookie |  
 1st with Texans | Age as of Kickoff Weekend 2012: 22 |  
 Acquired: CFA-'12 | 2012 GP/GS: 0/0 |  
 Career GP/GS: 0/0 | Teams: Houston, 2012 |


**TRANSACTIONS:** Signed with Houston Texans on May 14, 2012.

### COLLEGE:

- Saw action in 49 career games at Missouri including 24 starts at wide receiver
- Caught 113 passes for 1,434 yards and six touchdowns in four seasons
- Had his most productive year in 2010 when he hauled in 50 passes for 656 yards and three touchdowns
- Made a career-high 9 receptions for 139 yards to help the Tigers upset #1 Oklahoma in 2010
- Had a career-long reception of 70 yards that went for a touchdown as part of a 142-yard receiving day against Iowa State in 2009

### PERSONAL:

- Three-sports standout at Davis High School (Houston, Texas) where he played both ways as a wide receiver and defensive back
- Caught 42 passes as a senior in 2007 for 978 yards and 18 touchdowns while also adding five interceptions on defense earning him First-Team All-District and All-Greater Houston honors as well as District 20-4A MVP
- Was a three-time all-district performer in basketball and a three-time regional qualifier in track



## DELANO JOHNSON OUTSIDE LINEBACKER

# 64

Height: 6-4 | Weight: 266 | College: Bowie State |  
 Hometown: Baltimore, Md. | Rookie |  
 1st with Texans | Age as of Kickoff Weekend 2012: 24 |  
 Acquired: CFA-'12 | 2012 GP/GS: 0/0 |  
 Career GP/GS: 0/0 | Teams: Houston, 2012 |


**TRANSACTIONS:** Signed with Houston Texans on May 14, 2012.

### COLLEGE:

- Racked up 219 tackles, six interceptions, 20 pass breakups, five forced fumbles, six fumble recoveries and five sacks in his career at Bowie State
- Saw action in nine games a senior (eight starts) and racked up tackles (31 solo) including seven tackles-for-loss
- Set school records in blocked kicks/punts for a season with seven in 2010 and career blocked kicks/punts with 11

### PERSONAL:

- All-Met First-Team in basketball (2006) and All-Met Second-Team in Football (2005) at Paul Laurence Dunbar High School (Baltimore, Md.)
- Helped lead the Poets to two Maryland Division 1A state championships in 2004 and 2006
- Majored in Pedology



## CASE KEENUM QUARTERBACK

Height: 6-1 | Weight: 206 | College: Houston |  
 Hometown: Abilene, Texas | Rookie |  
 1st with Texans | Age as of Kickoff Weekend 2012: 24 |  
 Acquired: CFA-'12 | 2012 GP/GS: 0/0 |  
 Career GP/GS: 0/0 | Teams: Houston, 2012 |

# 7


**TRANSACTIONS:** Signed with Houston Texans on May 14, 2012.

### COLLEGE:

- Finished his college career as the NCAA all-time leader in total passing yards (19,217) and passing touchdowns (155)
- Completed 1,546 passes in 2,229 attempts (69.4 percent) in five seasons as the Cougars' starting quarterback
- Was a two-time recipient of the Sammy Baugh Trophy (2009 and 2011), awarded annually to the nation's top college passer
- Is one of only two players in NCAA history to record multiple 5,000-yard passing seasons
- Set the all-time career passing touchdowns record by throwing for 9 touchdowns against Rice during his final season
- Received a medical redshirt from the NCAA after tearing his ACL in the third game of the 2010 season
- Led the Cougars to the top national ranking in total offense, scoring offense and passing yards per game
- Threw for a career-high 559 yards vs. Southern Miss in 2009

### PERSONAL:

- Passed for 6,783 yards and 48 touchdowns at Wylie High School (Abilene, Texas) earning Second-Team All-State honors
- Posted a career record of 31-11 in 42 career starts
- Also lettered in basketball and track



## SHAWN LOISEAU INSIDE LINEBACKER

Height: 6-0 | Weight: 236 | College: Merrimack |  
 Hometown: Shrewsbury, Mass. | Rookie |  
 1st with Texans | Age as of Kickoff Weekend 2012: 22 |  
 Acquired: CFA-'12 | 2012 GP/GS: 0/0 |  
 Career GP/GS: 0/0 | Teams: Houston, 2012 |

# 90

**TRANSACTIONS:** Signed with Houston Texans on May 14, 2012.

### COLLEGE:

- Started in 30-of-35 games for the Warriors
- Led the team with 121 tackles in his senior season and finished with 4.5 sacks
- Named Northeast-10 Defensive Player of the Year and First-Team All-Conference performer
- Set a school record in 2009 with 123 tackles which was tops in NE-10

### PERSONAL:

- Attended Shrewsbury High School and was a Two-Time Central Mass All-Star and Massachusetts Defensive Player of the Year
- Set high school team record with 136 tackles in 2007
- Majored in criminology at Merrimack





## MARIO LOUIS

### WIDE RECEIVER

Height: 6-0 | Weight: 192 | College: Missouri |  
 Hometown: Houston, Texas | Rookie |  
 1st with Texans | Age as of Kickoff Weekend 2012: 22 |  
 Acquired: CFA-'12 | 2012 GP/GS: 0/0 |  
 Career GP/GS: 0/0 | Teams: Houston, 2012 |

# 84

**TRANSACTIONS:** Signed with Houston Texans on May 14, 2012.

**COLLEGE:**

- Played in a total of 25 games for the 2010 and 2011 seasons
- Racked up 1129 receiving yards on 51 passes and 18 touchdowns in the 2011 season
- Recorded 16 receptions for 284 yards, two tackles and a blocked kick in 2010

**PERSONAL:**

- Lettered three times at L.W. Higgins High School in Marrero, La
- Was a member of the Tigers Basketball team prior to picking up football for his junior and senior seasons



## DAVIN MEGGETT

### RUNNING BACK

Height: 5-8 | Weight: 211 | College: Maryland |  
 Hometown: Clinton, Md. | Rookie |  
 1st with Texans | Age as of Kickoff Weekend 2012: 22 |  
 Acquired: CFA-'12 | 2012 GP/GS: 0/0 |  
 Career GP/GS: 0/0 | Teams: Houston, 2012 |

# 30


**TRANSACTIONS:** Signed with Houston Texans on May 14, 2012.

**COLLEGE:**

- Saw action in 50 career games for the Terrapins, including 17 starts as tailback
- Carried the ball 485 times for 2,469 yards with 18 touchdowns in his career
- Leading rusher in both his junior and senior seasons
- Ranks seventh in school history in career rushing yards with 2,411

**PERSONAL:**

- A three-year starter at running back for Surrattsville High School
- First-Team All-Prince Georges County and All-Met and All-League selection in 2007
- Rushed for 1,784 yards on 169 carries and chipped in 32 touchdowns his senior season



## NATHAN MENKIN

### TACKLE

Height: 6-4 | Weight: 296 | College: Mary Hardin-Baylor |  
 Hometown: Lago Vista, Texas | Rookie |  
 1st with Texans | Age as of Kickoff Weekend 2012: 23 |  
 Acquired: CFA-'12 | 2012 GP/GS: 0/0 |  
 Career GP/GS: 0/0 | Teams: Houston, 2012 |

# 77

**TRANSACTIONS:** Signed with Houston Texans on May 14, 2012.

#### COLLEGE:

- Started in 36-of-41 games on the offensive line for Mary Hardin-Baylor
- 2010 Second-Team All-ASC and 2011 Preseason All-American selection
- One of the highest-grading offensive linemen in the 2010 season

#### PERSONAL:

- All-District player at Lago Vista High School
- Qualified for the state track meet, earning additional letters in track and powerlifting



## RENNIE MOORE

### STRONG SAFETY

Height: 6-3 | Weight: 271 | College: Clemson |  
 Hometown: St Marys, Ga. | Rookie |  
 1st with Texans | Age as of Kickoff Weekend 2012: 23 |  
 Acquired: CFA-'12 | 2012 GP/GS: 0/0 |  
 Career GP/GS: 0/0 | Teams: Houston, 2012 |

# 68


**TRANSACTIONS:** Signed with Houston Texans on May 14, 2012.

#### COLLEGE:

- Appeared in 46 games including 13 starts at defensive tackle for the Tigers
- Had 58 tackles, 10 tackles for loss, four sacks, a team tying-high 18 quarterback pressures, and two pass breakups in 2011
- Second on the team in both tackles for loss and sacks in his senior season
- Had the most tackles for loss of any non-starter in 2010 with seven

#### PERSONAL:

- Had 36 tackles, six tackles for loss, and four sacks as a senior at Camden County High School
- Contributed to a Georgia state record 58-game regular season winning streak
- Played tight end on the undefeated state championship team as a freshman



## EDDIE PLEASANT STRONG SAFETY

# 35

Height: 5-10 | Weight: 213 | College: Oregon |  
 Hometown: Compton, Calif. | Rookie |  
 1st with Texans | Age as of Kickoff Weekend 2012: 23 |  
 Acquired: CFA-'12 | 2012 GP/GS: 0/0 |  
 Career GP/GS: 0/0 | Teams: Houston, 2012 |


**TRANSACTIONS:** Signed with Houston Texans on May 14, 2012.

### COLLEGE:

- Saw action in 51 career games for Oregon, including 37 career starts
- Named to 2011 All-Pac-12 first team and shared team honors of most inspirational player
- Oregon's starting rover/strong safety for all 13 games in 2010 ranked fifth on the team with 65 tackles
- Made a season-high four stops (three solo) and broke up two passes vs. UCLA in 2008

### PERSONAL:

- Attended Kennedy High School
- Received all-Orange Country player of the year, all-state and defensive player of the year accolades
- Tallied 57 tackles, 1.5 quarterback sacks, one interception and one blocked field goal as a prep senior



## PHILLIP SUPERNAW TIGHT END

# 48

Height: 6-5 | Weight: 246 | College: Ouachita Baptist |  
 Hometown: Katy, Texas | Rookie |  
 1st with Texans | Age as of Kickoff Weekend 2012: 22 |  
 Acquired: CFA-'12 | 2012 GP/GS: 0/0 |  
 Career GP/GS: 0/0 | Teams: Houston, 2012 |

**TRANSACTIONS:** Signed with Houston Texans on May 14, 2012.

### COLLEGE:

- Started 36-of-40 games in his career, catching 64 passes for 710 yards and 10 touchdowns
- Helped lead the Tigers to the inaugural Great American Conference Championship in 2011
- Averaged 30.1 receiving yards per game and 13.7 yards per catch throughout senior season
- Names First Team All-Gulf South Conference in 2009

### PERSONAL:

- Attended James E. Taylor High School



## CODY WHITE

### GUARD

Height: 6-3 | Weight: 303 | College: Illinois State |  
 Hometown: Columbus, Ohio | Rookie |  
 1st with Texans | Age as of Kickoff Weekend 2012: 24 |  
 Acquired: CFA-'12 | 2012 GP/GS: 0/0 |  
 Career GP/GS: 0/0 | Teams: Houston, 2012 |

# 67


**TRANSACTIONS:** Signed with Houston Texans on May 14, 2012.

#### COLLEGE:

- Saw action in 43 career games for Illinois State including 21 career starts
- Set new career highs with six receptions and 76 yards against Youngstown State his sophomore season
- Moved to the offensive line in 2010 after being recruited as a tight end and played in all 11 games
- Helped ISU post a season-high 287 yards rushing against No. 14 North Dakota State in 2010.
- 2011 All-Missouri Valley Football Conference Honorable Mention Team selection
- Key member of the offensive line unit that helped ISU rush for 183.4 yards per game

#### PERSONAL:

- A three-year starter at Normal West High School
- Bloomington Pantagraph All-Area Team selection and all-state honorable mention selection in final season
- Regional qualifier in track, participating in the shot put
- Also a four-year starter on the basketball team and the school's single-season and career scoring basketball record holder



## GREG WILLIAMS

### INSIDE LINEBACKER

Height: 6-1 | Weight: 239 | College: Pittsburgh |  
 Hometown: Naples, Fla. | Rookie |  
 1st with Texans | Age as of Kickoff Weekend 2012: 23 |  
 Acquired: CFA-'12 | 2012 GP/GS: 0/0 |  
 Career GP/GS: 0/0 | Teams: Houston, 2012 |

# 49

**TRANSACTIONS:** Signed with Houston Texans on May 14, 2012.

#### COLLEGE:

- Saw action in 52 career games at Pittsburgh, including 42 career starts at Sam linebacker
- Recorded 192 tackles in his four years including 6.5 sacks and 16.5 tackles for loss
- Recorded a career-high eight tackles and 1.5 sacks vs. Iowa
- Had three defensive touchdowns for his career
- Freshman performance vs. UConn marked the first multiple interception game for a Panther since the 2004 season

#### PERSONAL:

- Rated one of Florida's top 50 overall prospects after rushing for 1,481 yards as a senior at Barron Collier High
- Selected Honorable Mention Class 4A All-State by the Florida Sports Writers Association and Two-time All-Collier County
- Finished fourth in school history with 3,077 career rushing yards and 234 career points
- Also a standout performer in basketball and track

# ENJOY EVERYTHING



REAL  
*Coca-Cola*<sup>®</sup>  
TASTE  
**AND ZERO**  
CALORIES

Proud Partner of the



BUILDING SUPERIOR ATHLETES—  
*from the inside out.*



*Matt Schaub*  
Houston Texans  
Pro Bowl quarterback

## Leaders in Sports Medicine

There's one team in town passionate about being the best. This is the spirit at Methodist, where nationally recognized orthopedic surgeons are pioneering breakthroughs in arthritis and joint treatment, spine surgery and sports medicine.

At Methodist, expert physicians are redefining human performance through research and innovation, and keeping Houston's best athletes — and you — playing strong and pain free.

*Methodist. Leading Medicine.*



The Methodist Hospital System is proud to be the official health care provider for the Houston Texans.

**Methodist** Center for  
Sports Medicine

For a physician referral or appointment, call 713-790-3333 or visit [methodistsportsmed.com](http://methodistsportsmed.com).

Texas Medical Center® • Greenway Plaza • Baytown • Pearland • Willowbrook • West Houston